



US00D670016S

(12) **United States Design Patent**  
**Sprengers**

(10) **Patent No.:** **US D670,016 S**

(45) **Date of Patent:** **\*\* Oct. 30, 2012**

(54) **LUMINAIRE**

(75) Inventor: **David Sprengers**, Antwerp (BE)

(73) Assignee: **Koninklijke Philips Electronics N.V.**,  
Eindhoven (NL)

(\*\*) Term: **14 Years**

(21) Appl. No.: **29/393,366**

(22) Filed: **Jun. 3, 2011**

(30) **Foreign Application Priority Data**

Dec. 6, 2010 (EM) ..... 001789603-0010

(51) **LOC (9) Cl.** ..... **26-05**

(52) **U.S. Cl.** ..... **D26/63**

(58) **Field of Classification Search** ..... D26/61-66,  
D26/37-46, 93, 104, 106; 362/157, 158,  
362/187-191, 194, 195, 199, 201-208, 198,  
362/200, 197, 269, 277, 282, 285, 287, 427,  
362/278, 418, 419, 449, 319, 322, 257, 806,  
362/410-414

See application file for complete search history.

(56) **References Cited**

U.S. PATENT DOCUMENTS

D312,136 S *	11/1990	Miletich et al. ....	D26/24
D518,584 S *	4/2006	Chan .....	D26/37
D587,830 S *	3/2009	Ma .....	D26/37
D595,875 S *	7/2009	Irvine .....	D26/24
D610,726 S *	2/2010	Patel et al. ....	D26/37
D646,417 S *	10/2011	Wauters .....	D26/63

\* cited by examiner

*Primary Examiner* — Susan M Lee

*Assistant Examiner* — Linda G. Brooks

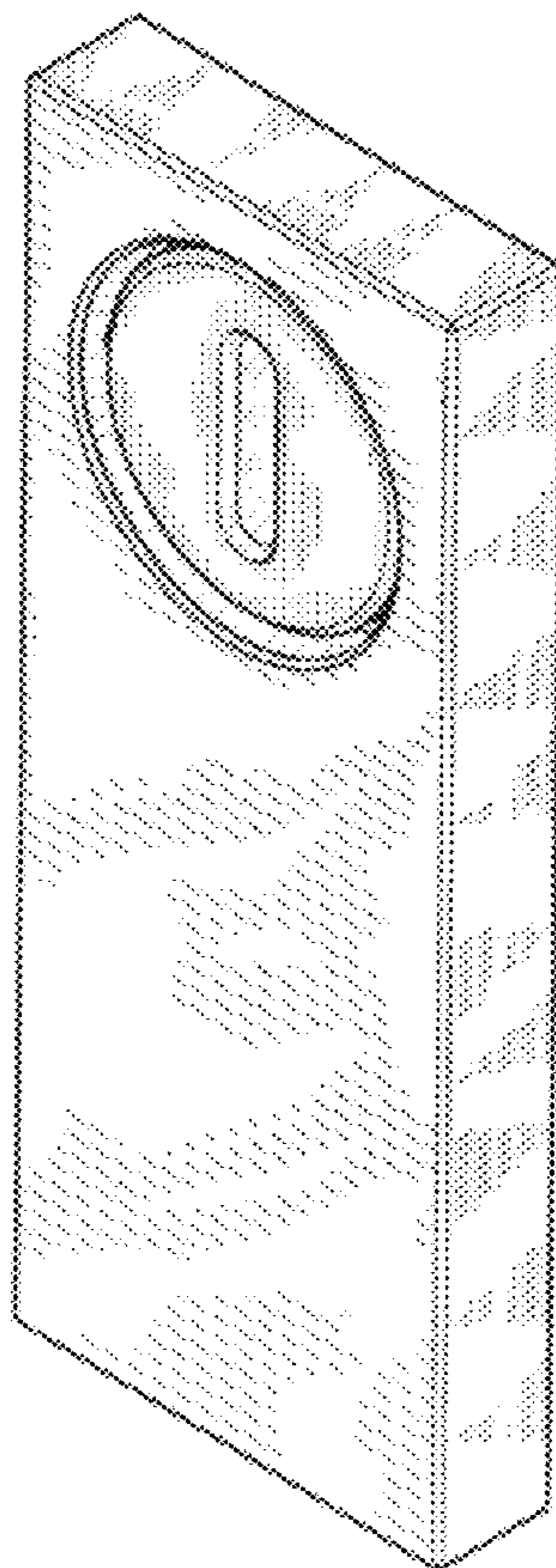
(57) **CLAIM**

The ornamental design for a luminaire, as shown and described.

**DESCRIPTION**

FIG. 1 is a perspective view showing my design;  
FIG. 2 is a front elevational view thereof;  
FIG. 3 is a rear elevational view thereof;  
FIG. 4 is a right side elevational view thereof;  
FIG. 5 is a left side elevational view thereof;  
FIG. 6 is a top plan view thereof; and,  
FIG. 7 is a bottom plan view thereof.  
The portions of the luminaire shown in broken lines form no part of the claimed design.

**1 Claim, 4 Drawing Sheets**



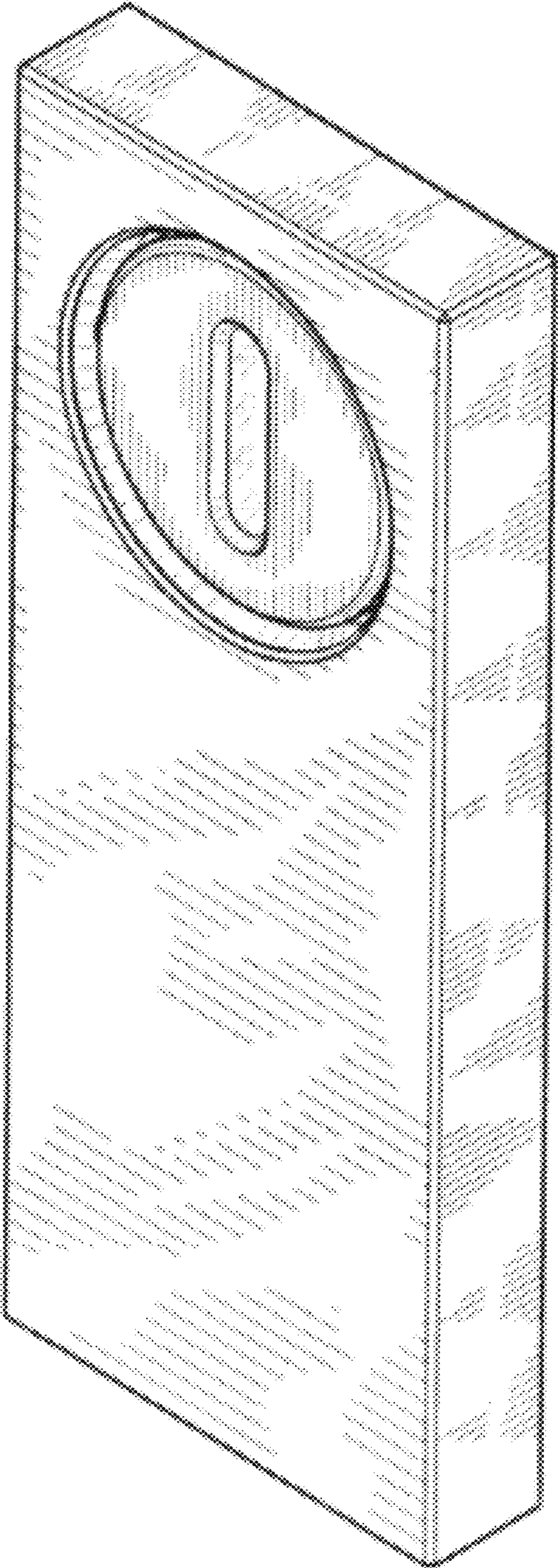


FIG. 1

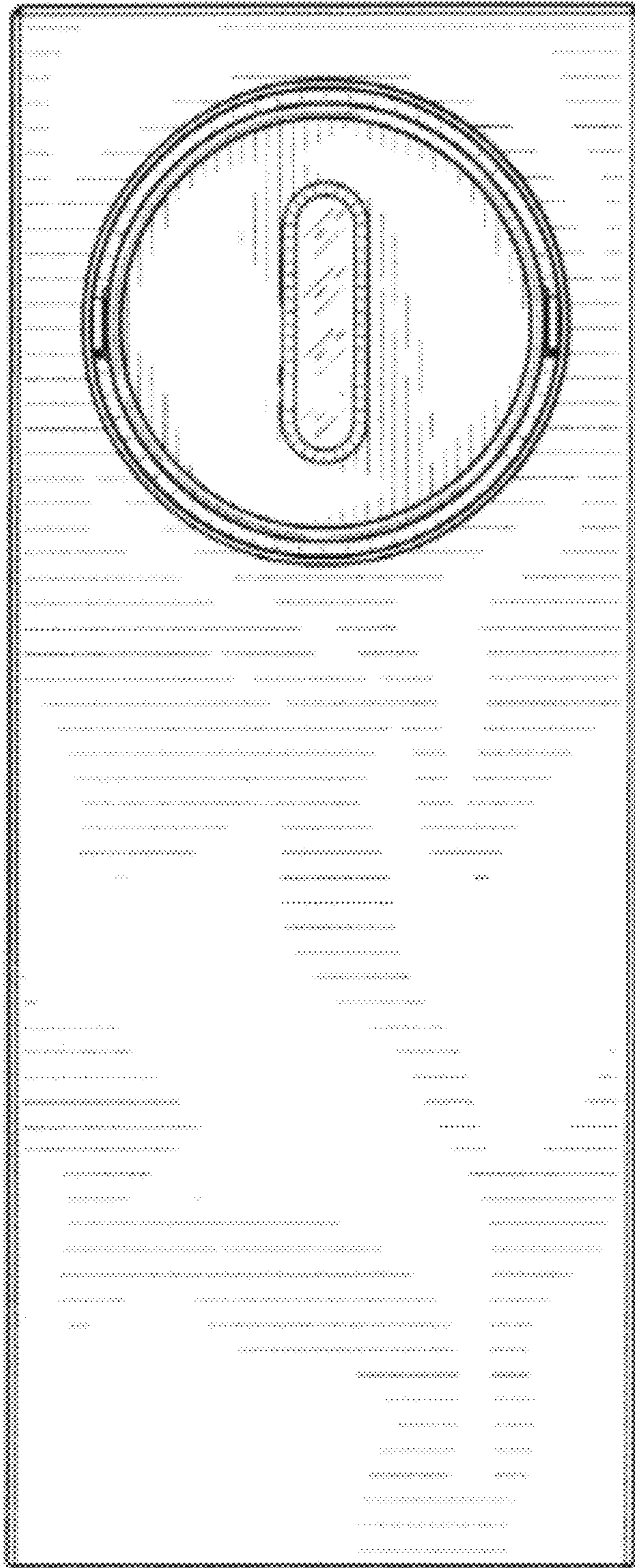


FIG. 2

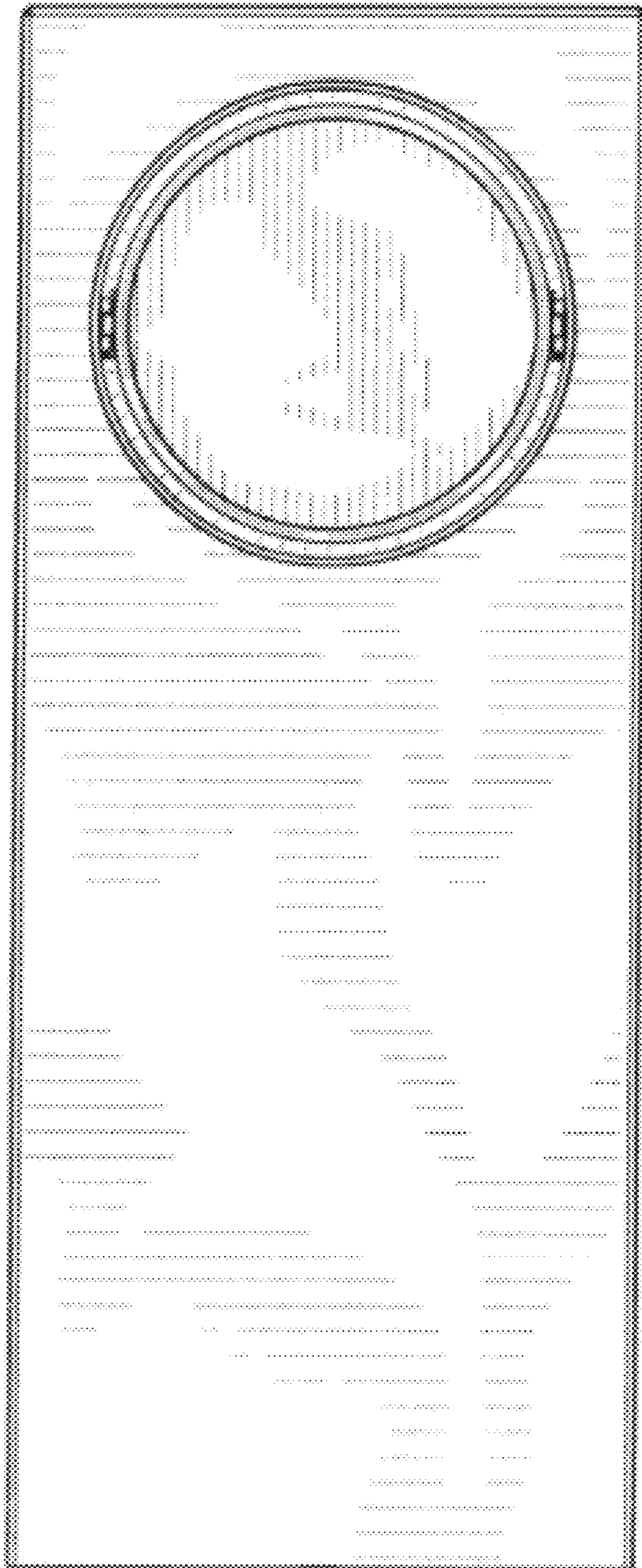


FIG. 3




FIG. 4




FIG. 5




FIG. 6




FIG. 7