



US00D66994S

(12) **United States Design Patent**
Bembridge

(10) **Patent No.:** **US D669,994 S**

(45) **Date of Patent:** **** Oct. 30, 2012**

(54) **PAIN RELIEF PATCH**

(75) Inventor: **Mathew Bembridge**, Rotterdam (NL)

(73) Assignee: **Koninklijke Philips Electronics N.V.**,
Eindhoven (NL)

(**) Term: **14 Years**

(21) Appl. No.: **29/409,812**

(22) Filed: **Dec. 29, 2011**

(30) **Foreign Application Priority Data**

Jun. 30, 2011 (EM) 001885039-0001

(51) **LOC (9) Cl.** **24-04**

(52) **U.S. Cl.** **D24/200**

(58) **Field of Classification Search** D24/200,
D24/206-208, 189-192, 118; 602/1-7, 17-27,
602/61-66, 74, 30; 128/112.1, 117.1, 95.1,
128/96.1, 97.1, 100.1, 101.1, 876; 606/204,
606/27; 607/96, 108, 109, 111, 112; D29/121.2,
D29/122, 101.2, 101.5, 120.1, 121.1; D3/327;
D9/707; 601/15, DIG. 1; 126/204
See application file for complete search history.

(56) **References Cited**

U.S. PATENT DOCUMENTS

2,527,947 A * 10/1950 Loos 602/74
D274,097 S * 5/1984 Nakao et al. D24/206

D336,548 S * 6/1993 Zeller D29/121.1
D369,218 S * 4/1996 Vandenbelt D24/206
D380,051 S * 6/1997 Davis et al. D24/206
D407,497 S * 3/1999 Davis et al. D24/206
D407,823 S * 4/1999 Davis et al. D24/206
D455,002 S * 4/2002 Holden D24/189
D484,984 S * 1/2004 Takizawa et al. D24/206
D528,206 S * 9/2006 Bierman D24/189
D627,076 S * 11/2010 Matsuo et al. D24/206
D659,911 S * 5/2012 Zeppetzauser D29/122
D660,521 S * 5/2012 Juhlin et al. D29/122

* cited by examiner

Primary Examiner — David Muller


(57) **CLAIM**

The ornamental design for a pain relief patch, as shown.

DESCRIPTION

FIG. 1 is a perspective view showing my design;
FIG. 2 is a front elevational view thereof;
FIG. 3 is a rear elevational view thereof;
FIG. 4 is a right side elevational view thereof;
FIG. 5 is a left side elevational view thereof;
FIG. 6 is a top plan view thereof; and,
FIG. 7 is a bottom plan view thereof.
The broken line showing of parts of the drawings is included
for the purpose of illustrating use and environment and forms
no part of the claimed design.

1 Claim, 4 Drawing Sheets






FIG. 1




FIG. 2



FIG. 3




FIG. 4




FIG. 5

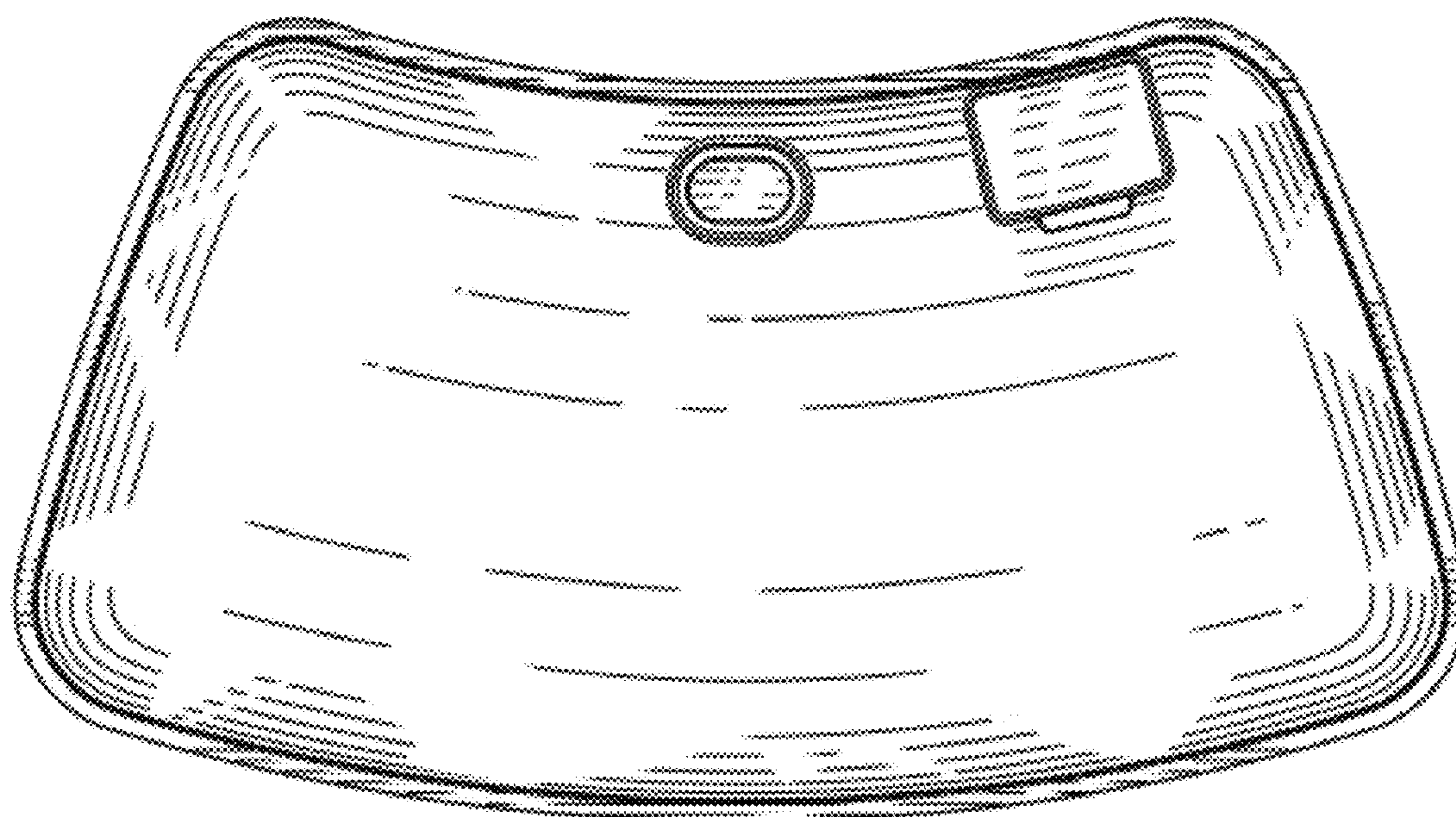


FIG.6

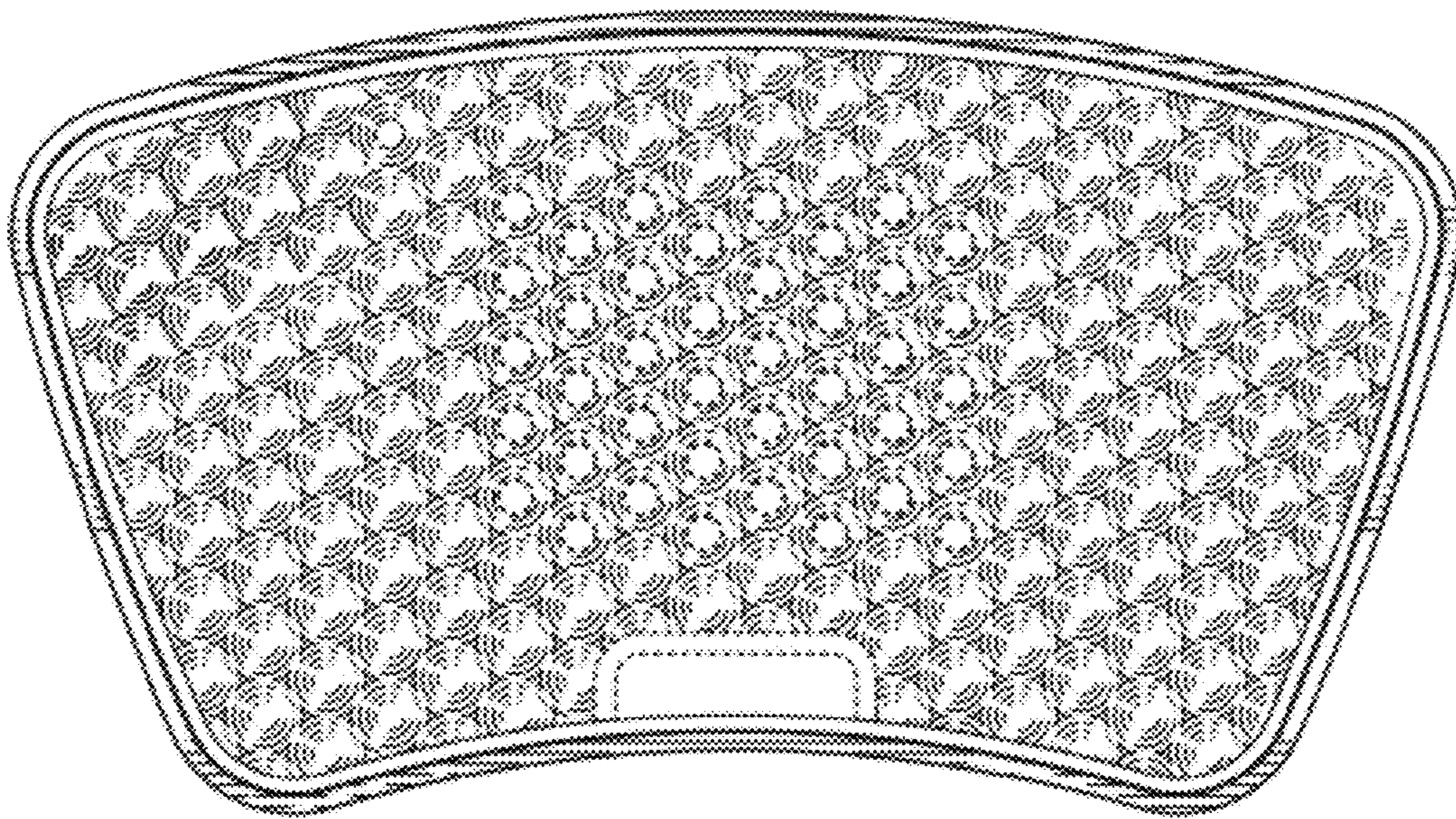


FIG.7