

US00D669965S

(12) **United States Design Patent**
Fontaine

(10) **Patent No.:** **US D669,965 S**
(45) **Date of Patent:** **** Oct. 30, 2012**

(54) **PUMP AND TANK ASSEMBLY FOR A
HAND-OPERATED SPRAYER**

(75) Inventor: **James R. Fontaine**, Marilla, NY (US)

(73) Assignee: **Chapin Manufacturing, Inc.**, Batavia,
NY (US)

(**) Term: **14 Years**

(21) Appl. No.: **29/348,206**

(22) Filed: **Dec. 9, 2009**

(51) **LOC (9) Cl.** **23-01**

(52) **U.S. Cl.** **D23/225**

(58) **Field of Classification Search** D23/213,
D23/225, 223; 239/302, 308, 332, 333, 337,
239/DIG. 14; 222/383.1

See application file for complete search history.

(56) **References Cited**

U.S. PATENT DOCUMENTS

D296,813 S	7/1988	Ellison
D328,422 S	8/1992	Fuchs et al.
D334,705 S	4/1993	Fereira et al.
D336,845 S	6/1993	Carroll et al.
D343,577 S	1/1994	Proctor
D347,788 S	6/1994	Steijns et al.
D356,036 S	3/1995	Hoyt
D366,926 S	2/1996	McGinnity et al.
D386,572 S	11/1997	Radtke et al.
D433,624 S	11/2000	Negre
D466,402 S	12/2002	Cummings et al.

D477,783 S	7/2003	Gilmore et al.
D489,792 S	5/2004	Chen
D490,299 S	5/2004	Byron
6,953,133 B2	10/2005	Englhard et al.
7,032,841 B1	4/2006	Swisher
D529,806 S	10/2006	Cummings
7,134,612 B2 *	11/2006	Bertucci et al. 239/304
D557,140 S	12/2007	Voight et al.
D581,805 S	12/2008	Suxdorf
D604,385 S	11/2009	Fontaine
D605,250 S *	12/2009	Weiss et al. D23/225

OTHER PUBLICATIONS

C'Mere Deer Sprayer, C'Mere Deer, 2008.

* cited by examiner

Primary Examiner — Robin V Webster

(74) *Attorney, Agent, or Firm* — Kenneth J. Lukacher;
Martin Lukacher

(57) **CLAIM**

The ornamental design of a pump and tank assembly for a hand-operated sprayer, as shown and described.

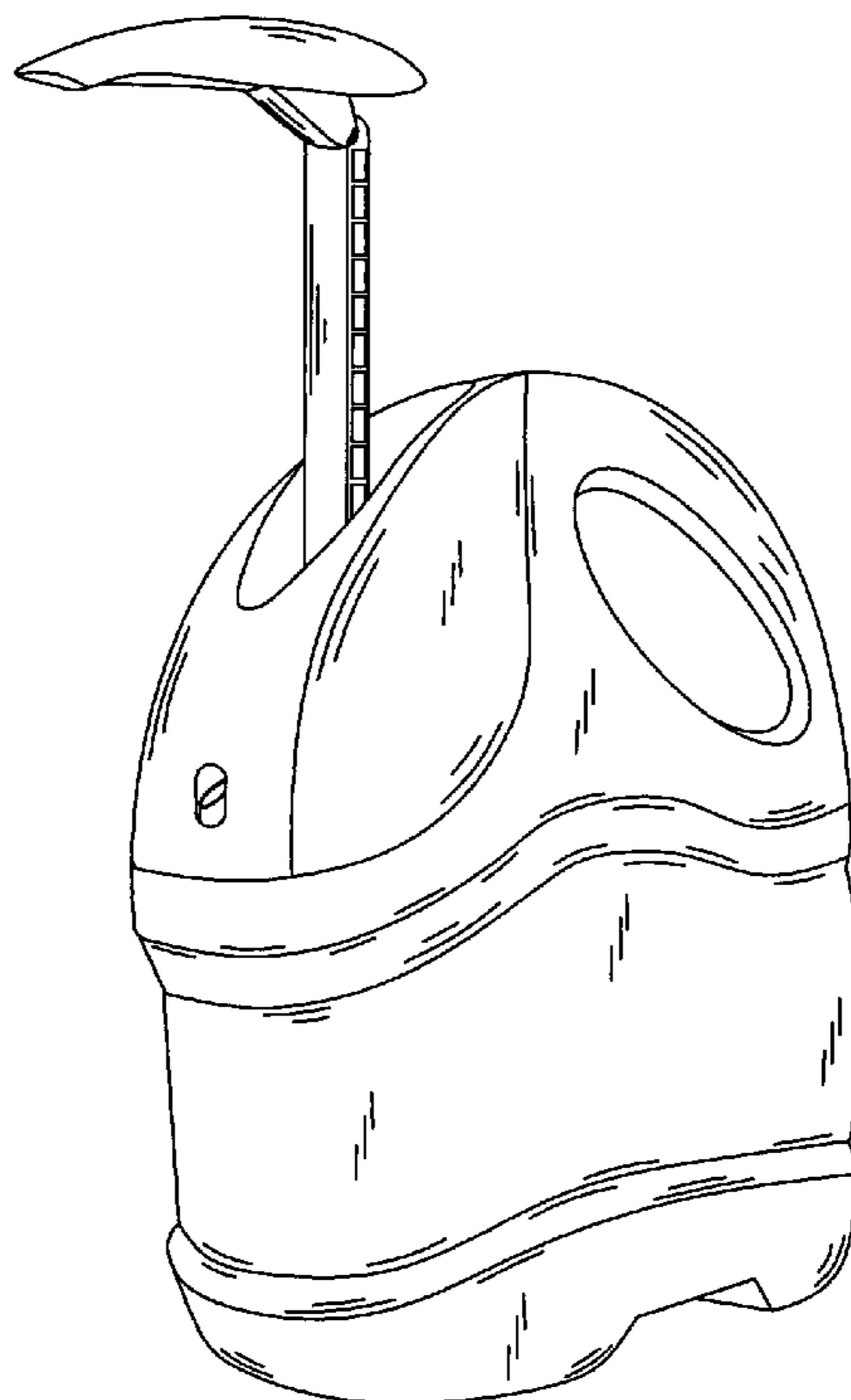
DESCRIPTION

FIG. 1 is a perspective view from the left of a pump and tank assembly for a hand-operated sprayer, wherein the pump handle is withdrawn upwardly;

FIG. 2 is a perspective view from the right showing my design, but with the pump handle depressed so that the handle is flush with the tank; and,

FIG. 3 is a view similar to FIG. 1 of the tank of my design without the pump and pump handle thereof.

1 Claim, 2 Drawing Sheets



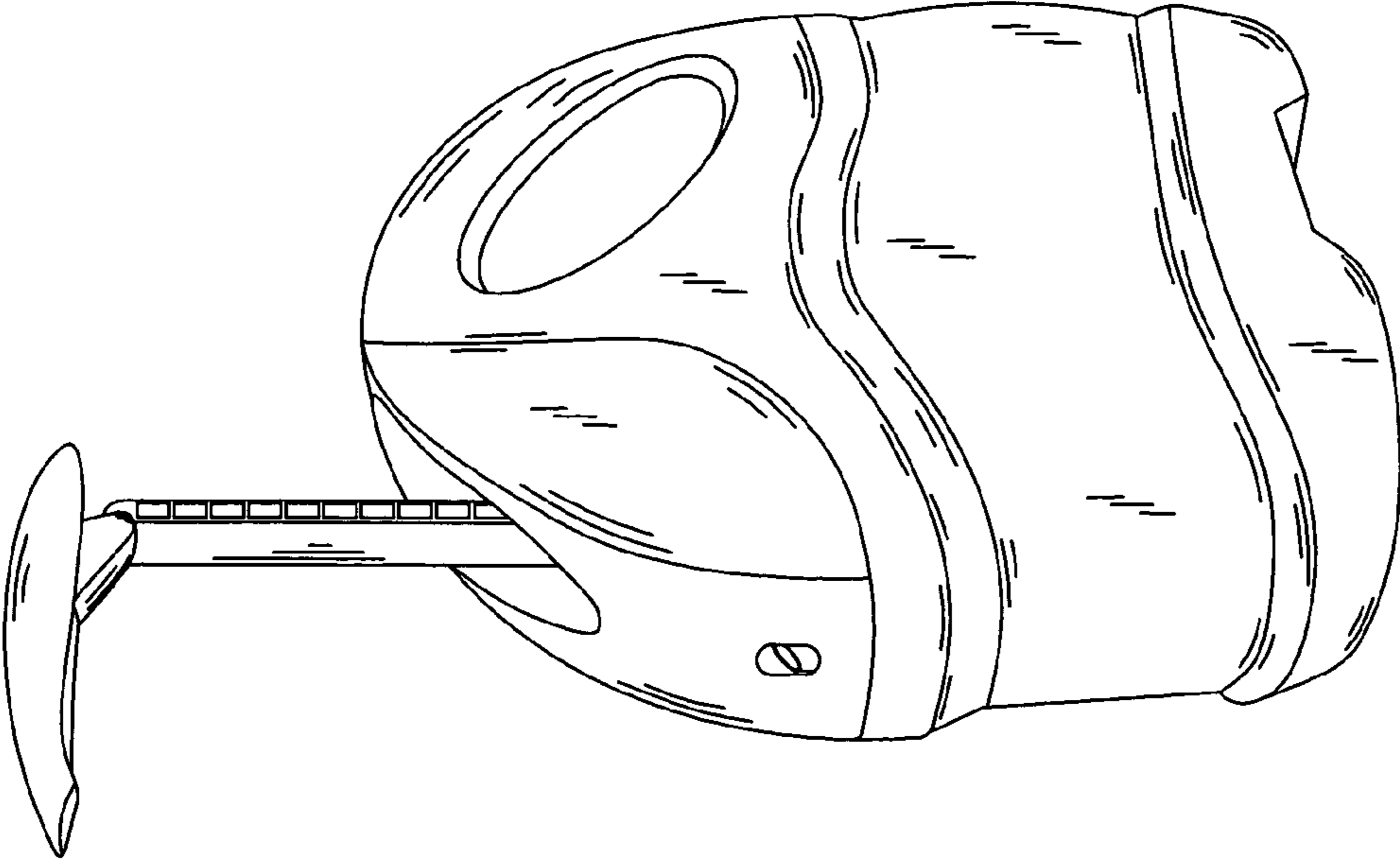


FIG. 1

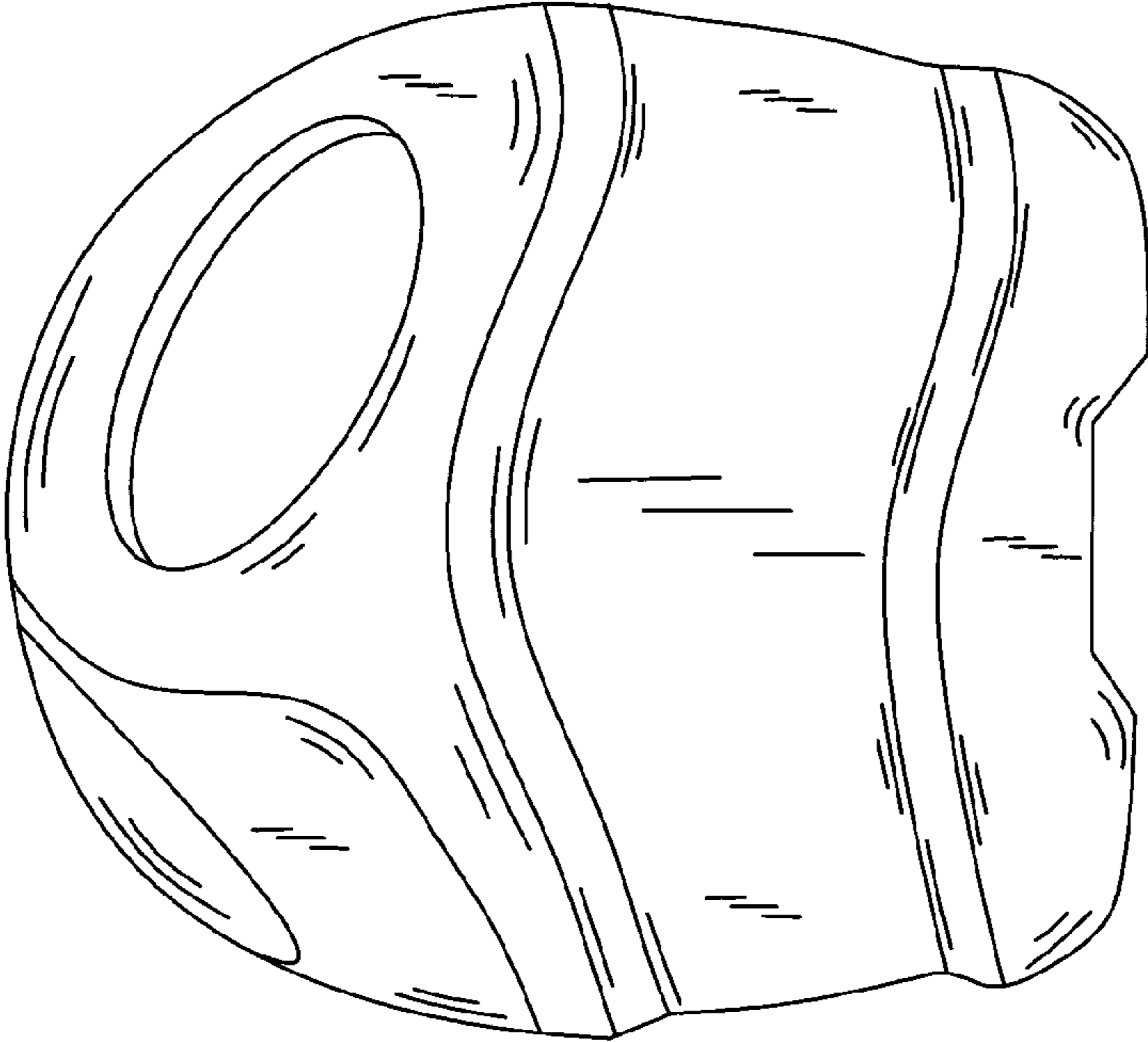


FIG. 2

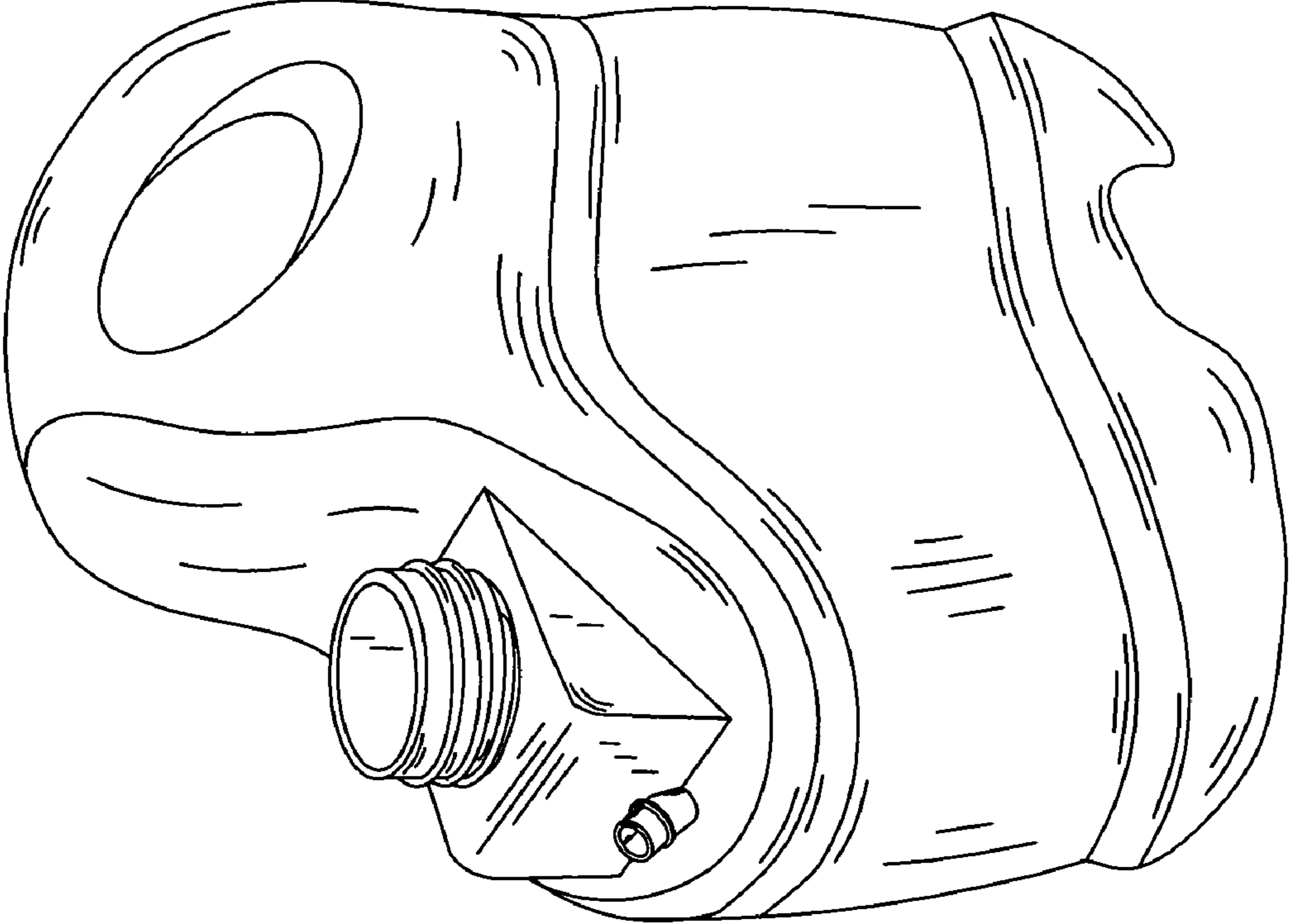


FIG. 3