



US00D669935S

(12) **United States Design Patent**  
**Iacchetti**

(10) **Patent No.:** **US D669,935 S**

(45) **Date of Patent:** **\*\* Oct. 30, 2012**

(54) **WRITING INSTRUMENT**

(75) Inventor: **Giulio Iacchetti**, Milan (IT)

(73) Assignee: **Moleskine S.r.l.**, Milan (IT)

(\*\*) Term: **14 Years**

(21) Appl. No.: **29/398,680**

(22) Filed: **Aug. 3, 2011**

(30) **Foreign Application Priority Data**

Feb. 8, 2011 (EP) ..... 1817750

(51) **LOC (9) Cl.** ..... **19-06**

(52) **U.S. Cl.** ..... **D19/51**

(58) **Field of Classification Search** ..... D19/35,  
D19/36, 41-51, 54-58; D14/411; 24/11 F,  
24/11 P, 11 R; 401/52, 99-109, 192, 195,  
401/196

See application file for complete search history.

(56) **References Cited**

**U.S. PATENT DOCUMENTS**

D295,537 S \* 5/1988 Davidson et al. .... D19/43  
D335,141 S \* 4/1993 Katami et al. .... D19/57  
D376,817 S \* 12/1996 Boix Gacia ..... D19/51  
D415,199 S \* 10/1999 Pellissa Beneyto ..... D19/51  
D489,090 S \* 4/2004 Buechler ..... D19/51

D503,741 S \* 4/2005 Pellissa Beneyto ..... D19/51  
D545,366 S \* 6/2007 Ternovits ..... D19/51  
D548,789 S \* 8/2007 Ternovits ..... D19/51  
D566,175 S \* 4/2008 Qiu et al. .... D19/44  
D598,496 S \* 8/2009 Ikeda ..... D19/45  
D622,770 S \* 8/2010 Shi ..... D19/51

\* cited by examiner

*Primary Examiner* — Elizabeth Albert

(74) *Attorney, Agent, or Firm* — Lucas & Mercanti, LLP


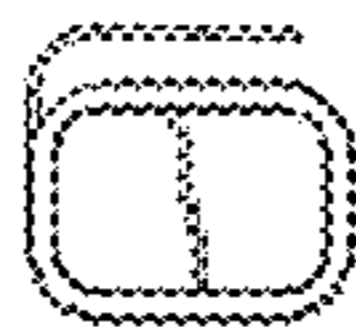
(57) **CLAIM**

The ornamental design for a writing instrument, as shown and described.

**DESCRIPTION**

FIG. 1 is a front view of the writing instrument;  
FIG. 2 is a first side view of the writing instrument of FIG. 1, the opposite side view being a mirror image of FIG. 2;  
FIG. 3 is a bottom side view of the writing instrument of FIG. 1;  
FIG. 4 is a front view of the writing instrument of FIG. 1 with the cap in an open position; and,  
FIG. 5 is a side view of the writing instrument of FIG. 4, the opposite side view being a mirror image of FIG. 5.  
The broken lines shown in FIGS. 4 and 5 are included for the purpose of showing portions that form no part of the claimed design.

**1 Claim, 5 Drawing Sheets**






FIG. 1

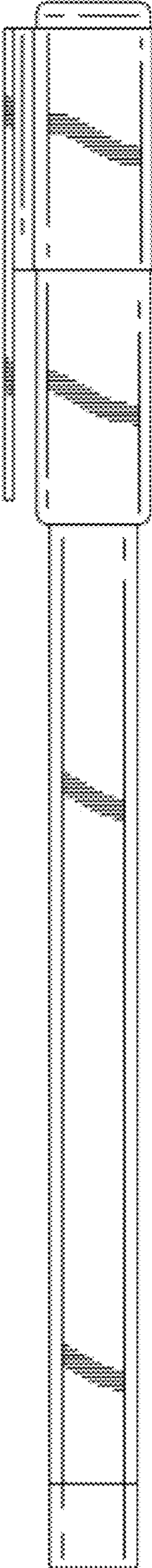


FIG. 2

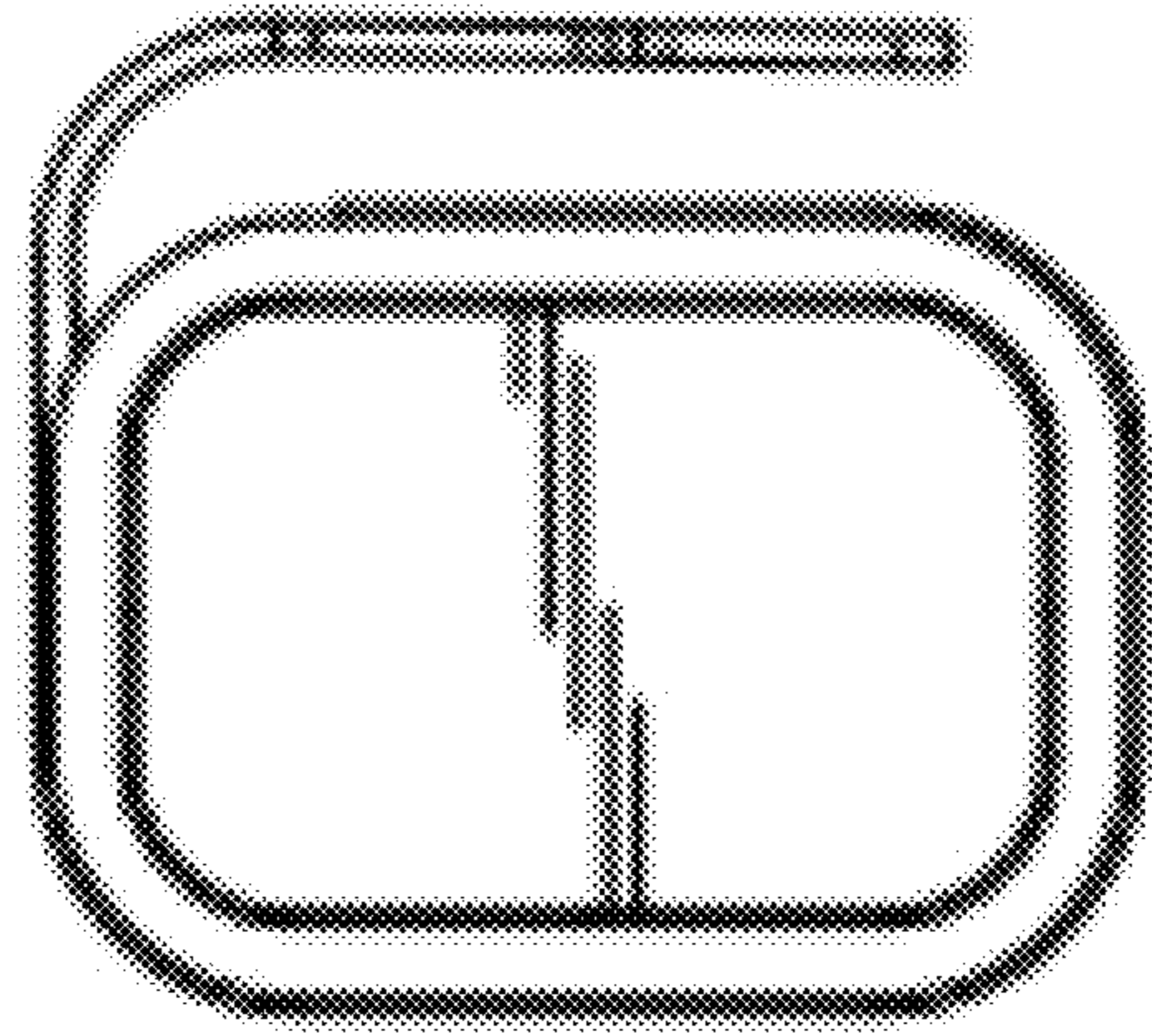


FIG. 3

FIG. 4

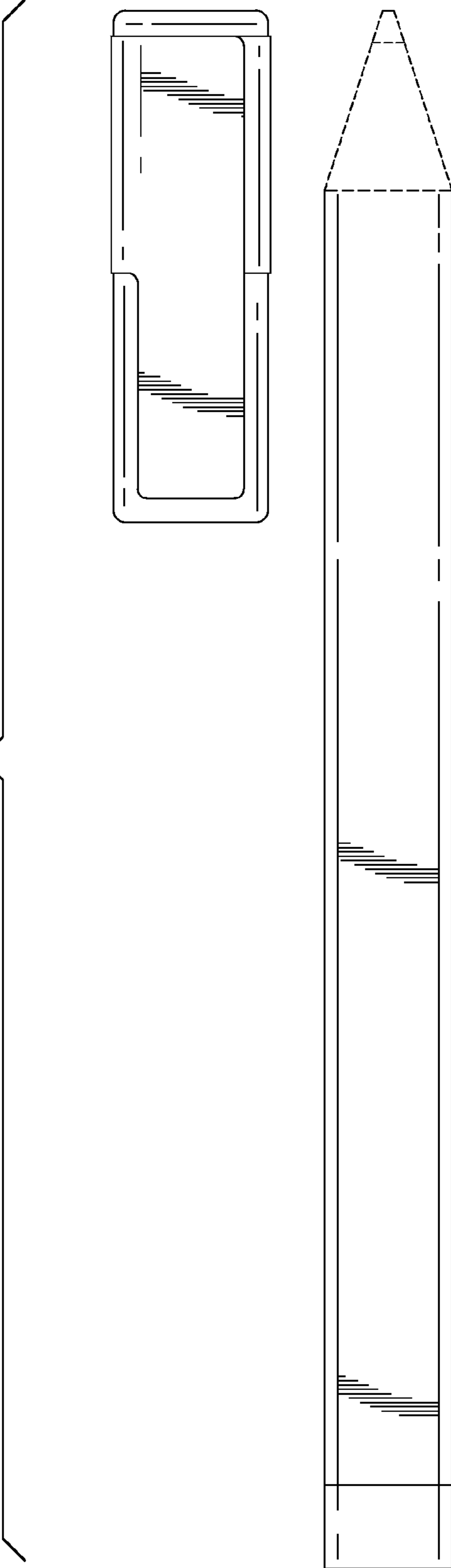


FIG. 5

