



US00D66931S

(12) **United States Design Patent**  
**Gomez**

(10) **Patent No.:** **US D669,931 S**

(45) **Date of Patent:** **\*\* \*Oct. 30, 2012**

(54) **HANDLE FOR ENGRAVER**

(75) Inventor: **Adrian Gomez**, West New York, NJ  
(US)

(73) Assignee: **General Tools & Instruments  
Company LLC**, New York, NY (US)

(\*) Notice: This patent is subject to a terminal disclaimer.

(\*\*) Term: **14 Years**

(21) Appl. No.: **29/399,658**

(22) Filed: **Aug. 17, 2011**

(51) **LOC (9) Cl.** ..... **18-02**

(52) **U.S. Cl.** ..... **D18/57**

(58) **Field of Classification Search** ..... D18/57,  
D18/14; D8/61, 98; D19/41, 46; D24/146;  
30/164.9, 164.95, 165; 33/18.1; 81/9.2;  
101/3.1, 150; 409/86, 201; 310/50; 407/54  
See application file for complete search history.

(56) **References Cited**

U.S. PATENT DOCUMENTS

3,384,965	A *	5/1968	Sicking	.....	33/18.1
3,827,334	A *	8/1974	English et al.	.....	409/80
D237,705	S *	11/1975	Anderson	.....	D19/45
D261,901	S *	11/1981	Coffman	.....	D19/54
D291,581	S *	8/1987	Adams	.....	D18/14
5,208,987	A *	5/1993	Christen	.....	33/18.1

D353,397	S *	12/1994	Banik	.....	D19/66
D380,046	S *	6/1997	Domanowski	.....	D24/144
D424,613	S *	5/2000	Chiang	.....	D18/57
D477,845	S *	7/2003	Lord et al.	.....	D19/66
D604,581	S *	11/2009	Edwards	.....	D8/61
D641,222	S *	7/2011	Molina et al.	.....	D8/61
2011/0318120	A1 *	12/2011	Wolff	.....	407/54

\* cited by examiner

*Primary Examiner* — Bridget L Eland

(74) *Attorney, Agent, or Firm* — Leason Ellis LLP.

(57) **CLAIM**

The ornamental design for a handle for engraver, as shown and described.

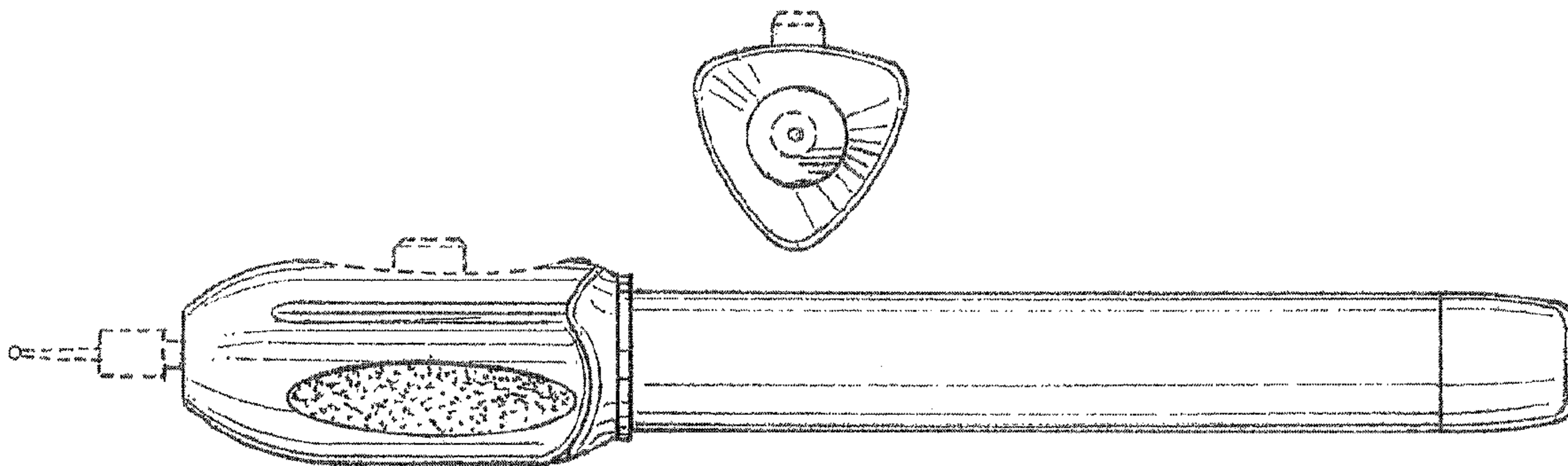
**DESCRIPTION**

FIG. 1 is a top right perspective view;  
FIG. 2 is a front elevational view;  
FIG. 3 is a right elevational view, the left elevation being a mirror image thereof;  
FIG. 4 is a rear elevational view;  
FIG. 5 is a top plan view; and,  
FIG. 6 is a bottom plan view.

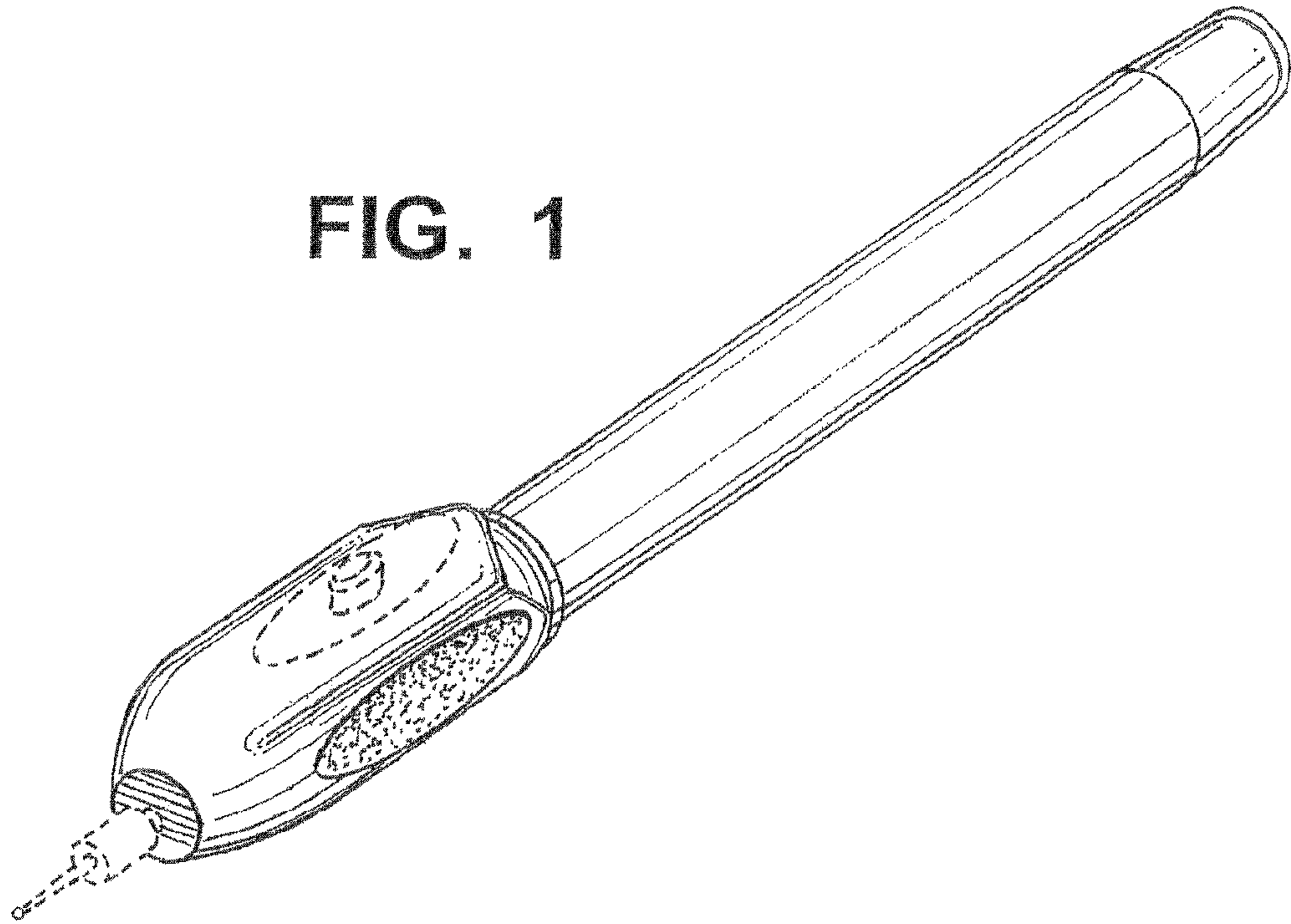
The broken lines immediately adjacent the shaded areas represent the bounds of the claimed design while all other broken lines are directed to environment and are for illustrative purposes only; the broken lines form no part of the claimed design.

The contrast in shading techniques between straight occasionally broken line shading and stipple shading represents a contrast in appearance as shown.

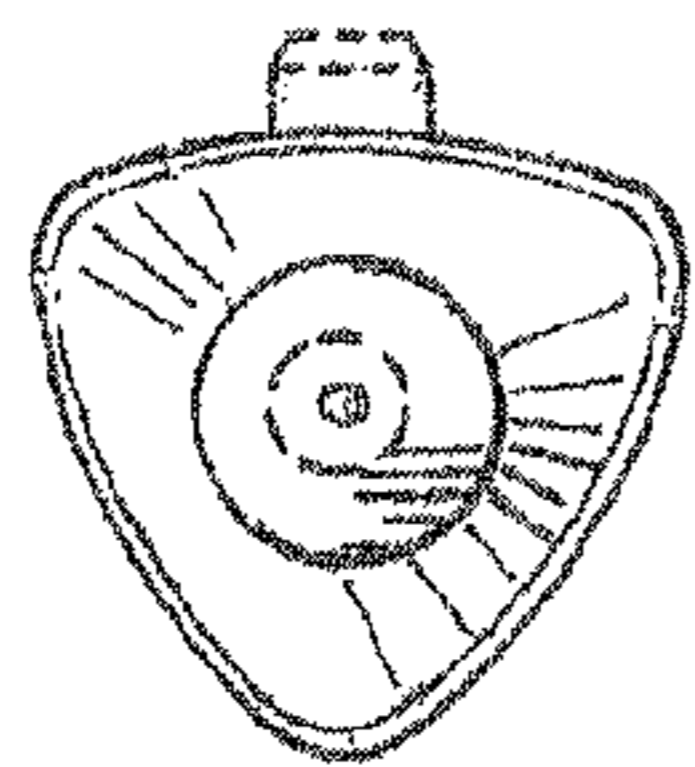
**1 Claim, 2 Drawing Sheets**



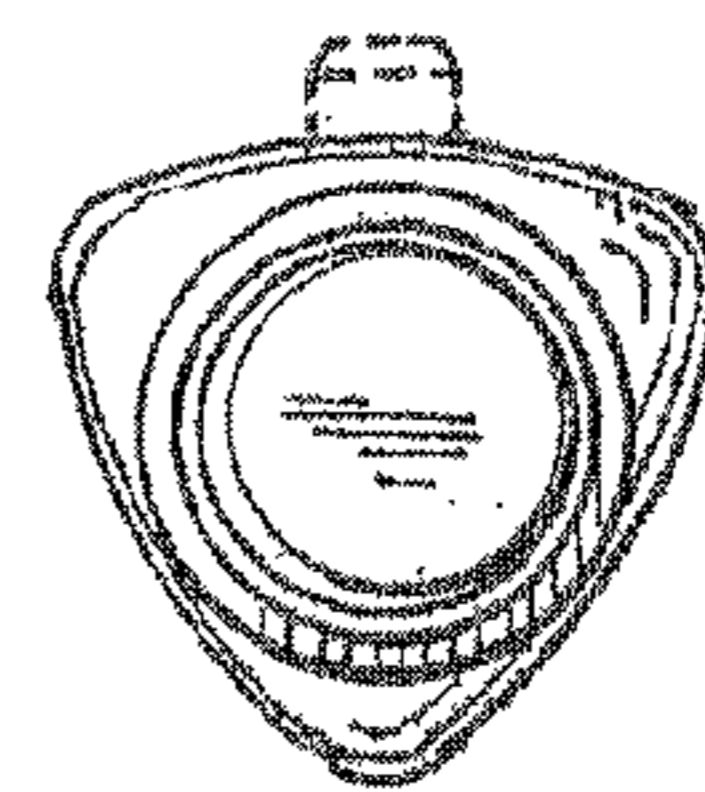
**FIG. 1**




**FIG. 2**




**FIG. 4**



**FIG. 3**



**FIG. 5**



**FIG. 6**

