



US00D66911S

(12) **United States Design Patent**
Arnold et al.

(10) **Patent No.:** **US D669,911 S**
(45) **Date of Patent:** **** Oct. 30, 2012**

(54) **DISPLAY SCREEN WITH TRANSITIONAL GRAPHICAL USER INTERFACE**

(75) Inventors: **Jeffery G. Arnold**, Sammamish, WA (US); **Jeffrey C. Fong**, Seattle, WA (US); **Michael I. Guss**, Seattle, WA (US)

(73) Assignee: **Microsoft Corporation**, Redmond, WA (US)

(**) Term: **14 Years**

(21) Appl. No.: **29/384,561**

(22) Filed: **Feb. 1, 2011**

(51) **LOC (9) Cl.** **14-04**

(52) **U.S. Cl.** **D14/487**

(58) **Field of Classification Search** D14/485-495;
715/700-867

See application file for complete search history.

(56) **References Cited**

U.S. PATENT DOCUMENTS

5,640,565	A *	6/1997	Dickinson	1/1
5,880,733	A	3/1999	Horvitz et al.		
6,411,685	B1 *	6/2002	O'Neal	379/88.14
6,791,583	B2 *	9/2004	Tang et al.	715/751
6,850,256	B2	2/2005	Crow et al.		
7,055,104	B1 *	5/2006	Billmaier et al.	715/765
7,085,995	B2 *	8/2006	Fukuda et al.	715/203
7,178,111	B2 *	2/2007	Glein et al.	715/848
7,219,310	B2 *	5/2007	Ortega et al.	715/839
D552,618	S	10/2007	Sato et al.		
D558,778	S	1/2008	Okaro et al.		
7,418,663	B2	8/2008	Pettinati et al.		
7,433,920	B2	10/2008	Blagsvedt et al.		
7,434,177	B1	10/2008	Ording et al.		
7,496,211	B2 *	2/2009	Yamagami et al.	382/103
7,536,654	B2	5/2009	Anthony et al.		
D593,575	S	6/2009	Ball et al.		
D594,018	S	6/2009	Ball et al.		
D594,020	S	6/2009	Ball et al.		
D594,022	S	6/2009	King		
D594,023	S	6/2009	King		

D594,024	S	6/2009	King		
D594,026	S	6/2009	Ball et al.		
D596,190	S	7/2009	Garcia		
D599,364	S	9/2009	Mays		
D599,806	S	9/2009	Brown et al.		
D600,249	S	9/2009	Nagata et al.		
7,587,683	B2 *	9/2009	Ito et al.	715/823

(Continued)

OTHER PUBLICATIONS

Jojo, Acer e310 GPS device, obtained from the website <http://2dayblog.com/2006/08/30/acer-e310-gps-device/>, Aug. 30, 2006, published via Gizmodo.

(Continued)

Primary Examiner — Deanna L Fluegeman

(74) *Attorney, Agent, or Firm* — Banner & Witcoff, Ltd.

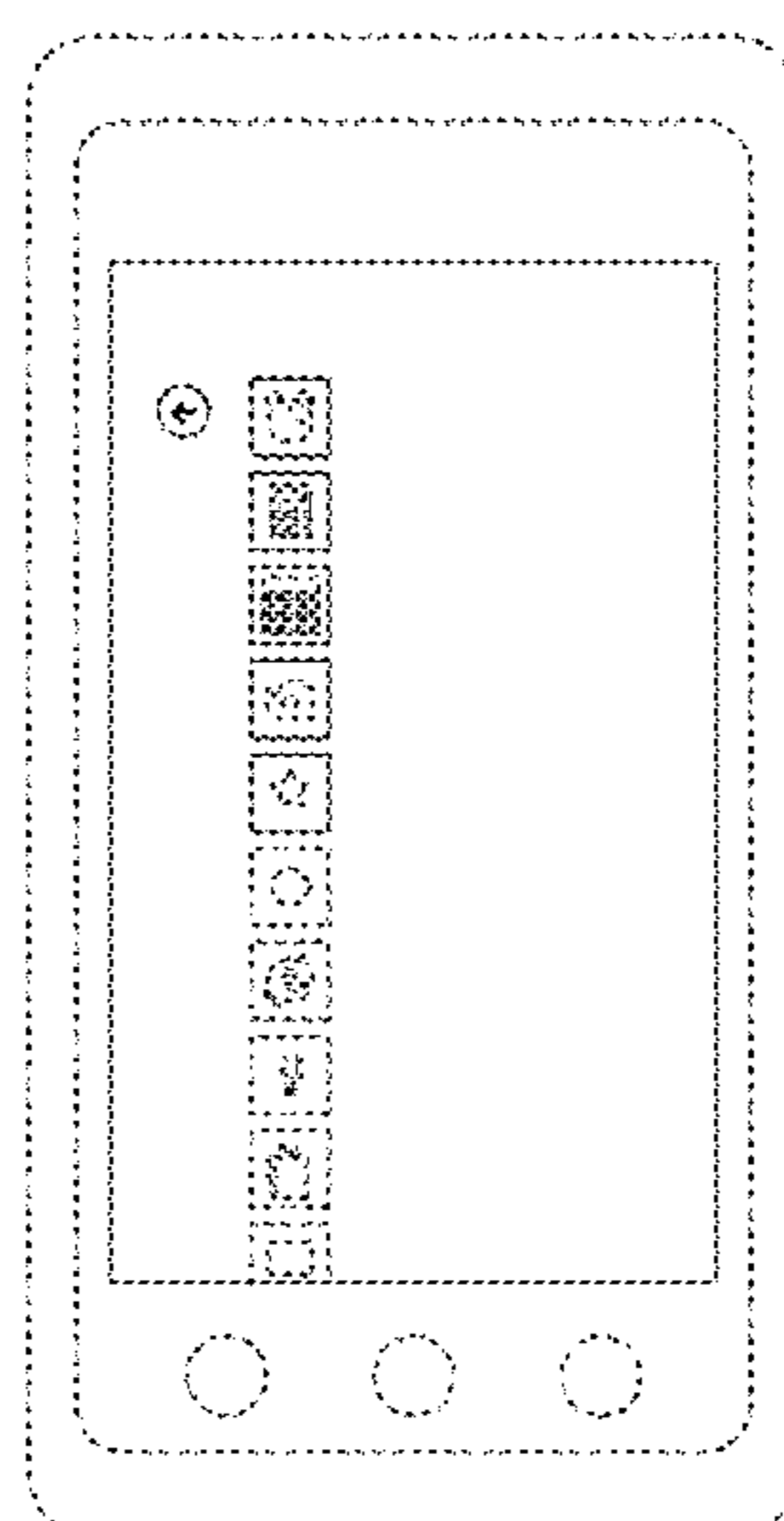
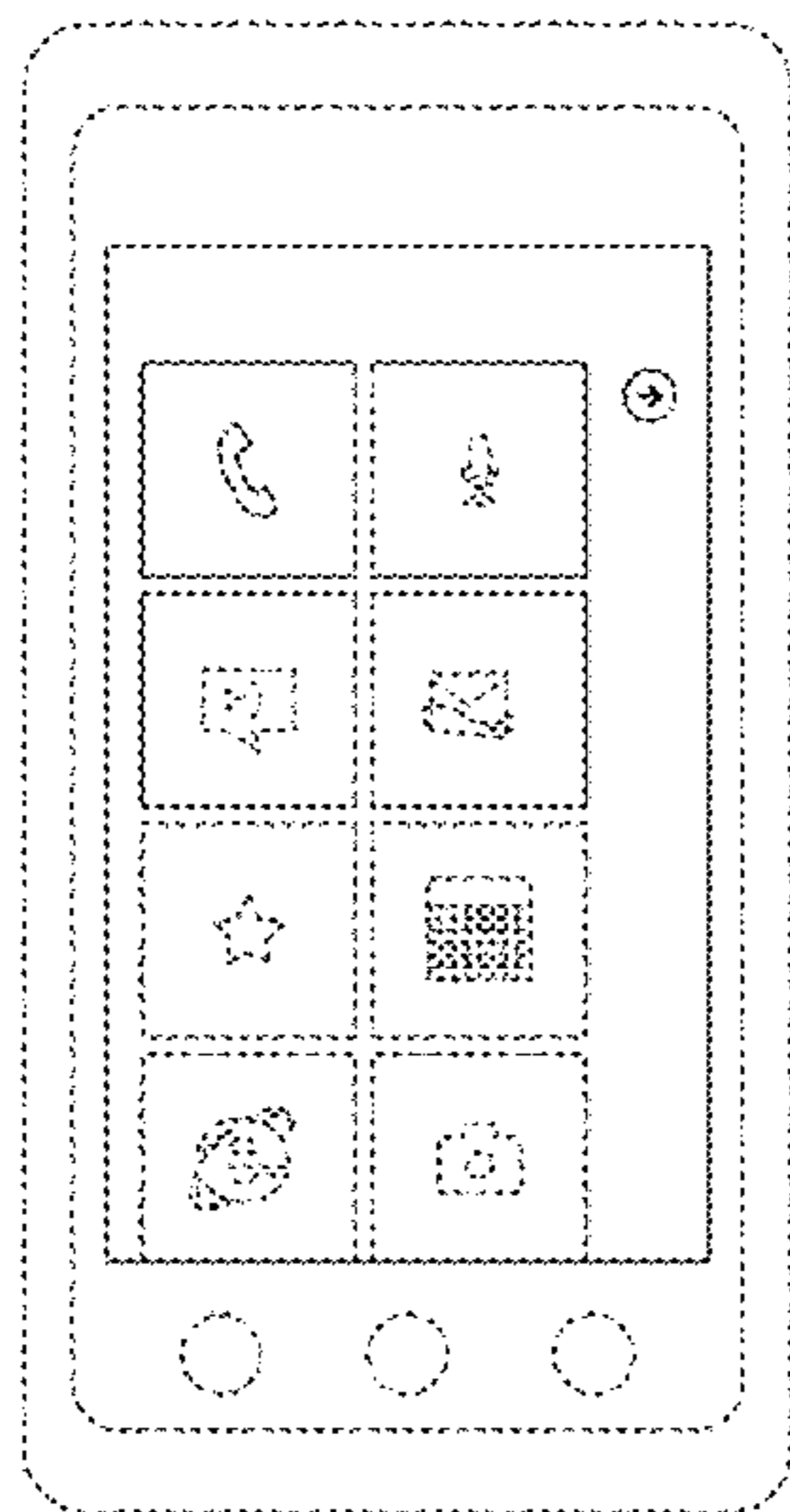
(57) **CLAIM**

The ornamental design for a display screen with transitional graphical user interface, as shown and described.

DESCRIPTION

FIG. 1 is the first image in a sequence for a display screen with transitional graphical user interface showing our new design; FIG. 2 is the second image thereof; and, FIGS. 3-4 show the display screen with transitional graphical user interface of FIGS. 1-2 on a device. The appearance of the transitional user interface transitions between the images shown in FIGS. 1 and 2 and between the images shown in FIGS. 3 and 4. The process or period in which one image transitions to another forms no part of the claimed design. The broken line showing of the four squares, the icons in the squares, and selected vertical edges of the squares in FIGS. 1 and 3, the five small squares and the icons in the small squares in FIGS. 2 and 4, and of the remainder of a device containing the display screen in FIGS. 3-4, is for environmental purposes only and forms no part of the claimed design.

1 Claim, 4 Drawing Sheets



US D669,911 S

Page 2

U.S. PATENT DOCUMENTS

D603,867 S 11/2009 La et al.
D606,088 S 12/2009 Yokouchi et al.
D607,001 S 12/2009 Ording et al.
D607,005 S 12/2009 Ording et al.
7,636,889 B2 12/2009 Weber et al.
D609,715 S 2/2010 Chaudhri
D611,055 S 3/2010 Jonasson et al.
7,698,654 B2* 4/2010 Fong et al. 715/810
D617,333 S 6/2010 Scalisi et al.
D617,334 S 6/2010 Chaudhri
D618,698 S 6/2010 Kang et al.
7,747,968 B2 6/2010 Brodersen et al.
D619,146 S 7/2010 Flik et al.
D619,612 S 7/2010 Pueyo et al.
7,752,565 B2 7/2010 Bombolowsky et al.
D624,927 S 10/2010 Allen et al.
D626,140 S 10/2010 McLaughlin et al.
D627,790 S 11/2010 Chaudhri
D628,210 S 11/2010 Luke et al.
D628,583 S 12/2010 Kurozumi et al.
7,853,877 B2 12/2010 Giesen et al.
D632,700 S 2/2011 Brinda
D633,514 S 3/2011 Tokunaga et al.
D633,920 S 3/2011 Luke et al.
D633,921 S 3/2011 Brinda
D643,850 S * 8/2011 Arnold et al. D14/487
D643,851 S * 8/2011 Arnold et al. D14/487
D644,240 S * 8/2011 Arnold et al. D14/487
D655,301 S * 3/2012 Ray et al. D14/486
D655,716 S * 3/2012 Ray et al. D14/486
D655,717 S * 3/2012 Ray et al. D14/486
D656,511 S * 3/2012 Hally et al. D14/486

8,196,051 B2* 6/2012 Zaner et al. 715/758
D664,152 S * 7/2012 Ray et al. D14/486
D664,970 S * 8/2012 Ray et al. D14/486
D664,971 S * 8/2012 Lee et al. D14/486
D664,975 S * 8/2012 Arnold D14/487
D664,984 S * 8/2012 Lee et al. D14/488
D664,986 S * 8/2012 Lee et al. D14/488
D665,398 S * 8/2012 Carpenter et al. D14/486
D665,399 S * 8/2012 Carpenter et al. D14/486
D665,400 S * 8/2012 Carpenter et al. D14/486
2002/0069415 A1 6/2002 Humbard et al.
2005/0114374 A1* 5/2005 Juskiewicz et al. 707/101
2006/0112335 A1 5/2006 Hofmeister et al.
2006/0250385 A1* 11/2006 Plut 345/211
2007/0226645 A1 9/2007 Kongqiao et al.
2009/0199132 A1 8/2009 Chong et al.
2009/0265628 A1 10/2009 Bamford et al.
2010/0013780 A1* 1/2010 Ikeda et al. 345/173
2010/0070926 A1* 3/2010 Abanami et al. 715/835

OTHER PUBLICATIONS

New Garmins are out: nuvi360 c550 and Mobile 20, obtained from the website <http://www.navigadget.com/index.php/2006/03/08/new-garmins-are-out-nuvi310-nuvi360-c550-and-mobile-20>, Mar. 8, 2006.

Powwow, Mio Navman Spirit 300, 500 and Flat GPS Navigation Devices, obtained from the website <http://www.zimbio.com/GPS+Auto+Tracker/articles/310/>

Mio+Navman+Spirit+300+500+Flat+GPS+Navigation, May 14, 2009.

* cited by examiner

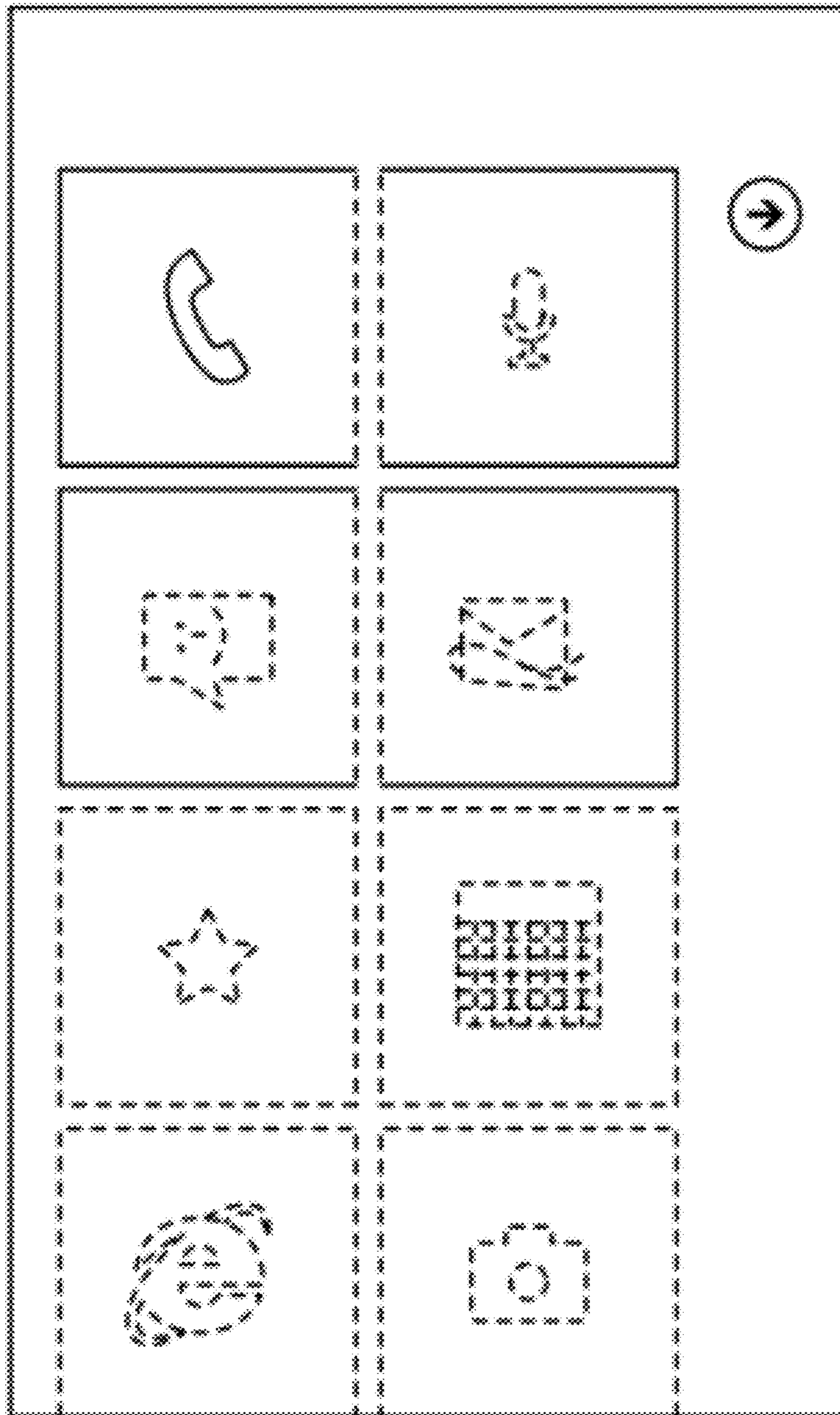


FIG. 1

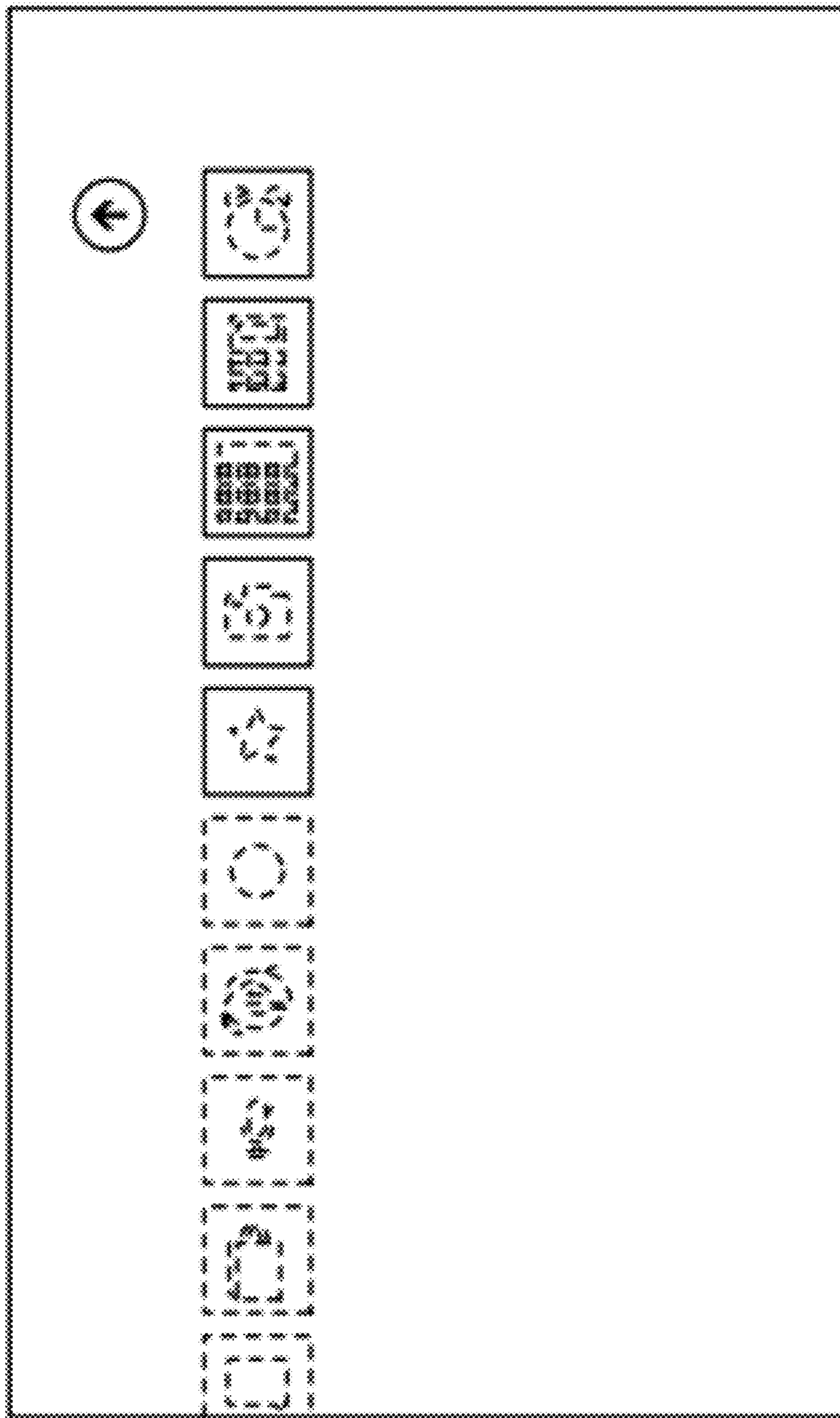


FIG. 2

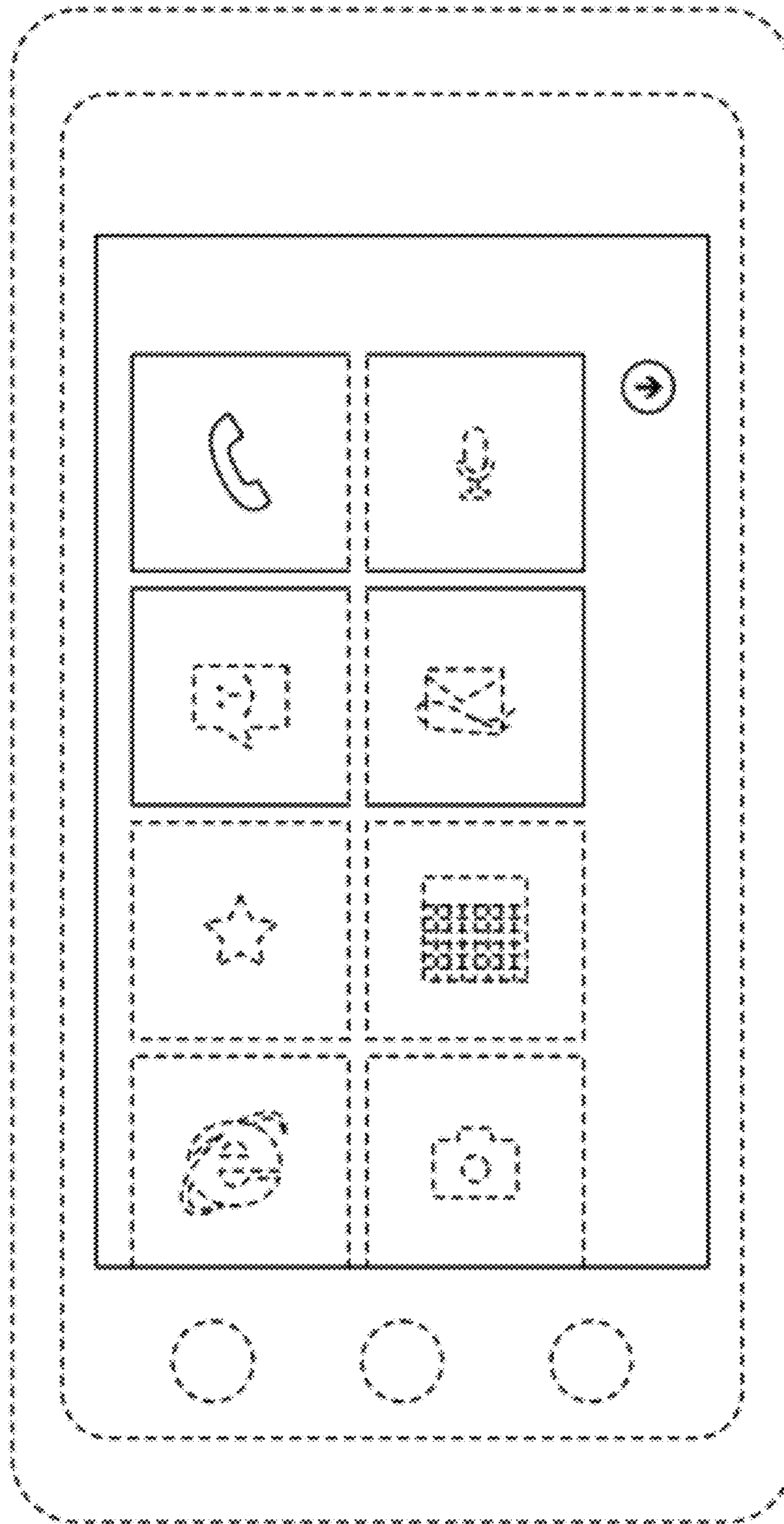


FIG. 3

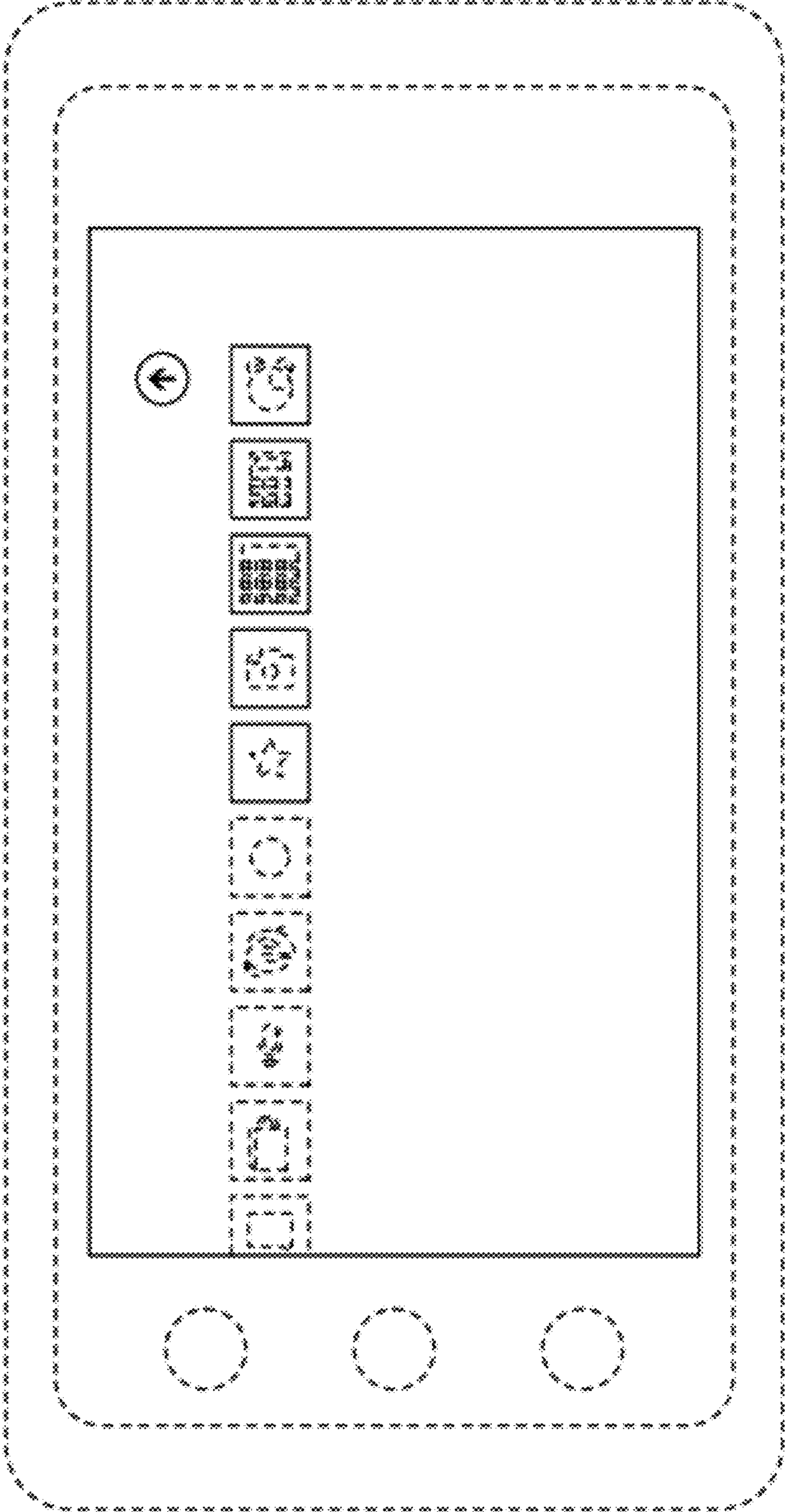


FIG. 4

UNITED STATES PATENT AND TRADEMARK OFFICE
CERTIFICATE OF CORRECTION

PATENT NO. : D669,911 S
APPLICATION NO. : 29/384561
DATED : October 30, 2012
INVENTOR(S) : Arnold et al.

Page 1 of 6

It is certified that error appears in the above-identified patent and that said Letters Patent is hereby corrected as shown below:

Title Page, illustrative fig.(s) 3 and 4 should be deleted and substitute therefor the attached title page consisting of illustrative fig.(s) 3 and 4.

In the Drawings

Fig.(s) 1-4 should be deleted and substitute therefor sheets 1-4 of 4, consisting of fig.(s) 1-4 shown on attached pages 3-6.

Signed and Sealed this
Twenty-second Day of April, 2014



Michelle K. Lee
Deputy Director of the United States Patent and Trademark Office

(12) **United States Design Patent** (10) **Patent No.:** **US D669,911 S**
Arnold et al. (45) **Date of Patent:** **** Oct. 30, 2012**

(54) **DISPLAY SCREEN WITH TRANSITIONAL GRAPHICAL USER INTERFACE**

(75) **Inventors:** **Jeffery G. Arnold**, Sammamish, WA (US); **Jeffrey C. Fong**, Seattle, WA (US); **Michael I. Guss**, Seattle, WA (US)

(73) **Assignee:** **Microsoft Corporation**, Redmond, WA (US)

(**) **Term:** **14 Years**

(21) **Appl. No.:** **29/384,561**

(22) **Filed:** **Feb. 1, 2011**

(51) **LOC (9) Cl. 14-04**

(52) **U.S. Cl. D14/487**

(58) **Field of Classification Search D14/485-495; 715/700-867**

See application file for complete search history.

(56) **References Cited**

U.S. PATENT DOCUMENTS

5,640,565	A *	6/1997	Dickinson	1/1
5,880,733	A	3/1999	Horvitz et al.	
6,411,685	B1 *	6/2002	O'Neal	379/88.14
6,791,583	B2 *	9/2004	Tang et al.	715/751
6,850,256	B2	2/2005	Crow et al.	
7,055,104	B1 *	5/2006	Billmaier et al.	715/765
7,085,995	B2 *	8/2006	Fukuda et al.	715/203
7,178,111	B2 *	2/2007	Glein et al.	715/848
7,219,310	B2 *	5/2007	Ortega et al.	715/839
D552,618	S	10/2007	Sato et al.	
D558,778	S	1/2008	Okaro et al.	
7,418,663	B2	8/2008	Pettinati et al.	
7,433,920	B2	10/2008	Blagsvedt et al.	
7,434,177	B1	10/2008	Ording et al.	
7,496,211	B2 *	2/2009	Yanagami et al.	382/103
7,536,654	B2	5/2009	Anthony et al.	
D593,575	S	6/2009	Ball et al.	
D594,018	S	6/2009	Ball et al.	
D594,020	S	6/2009	Ball et al.	
D594,022	S	6/2009	King	
D594,023	S	6/2009	King	

D594,024	S	6/2009	King	
D594,026	S	6/2009	Ball et al.	
D596,190	S	7/2009	Garcia	
D599,364	S	9/2009	Mays	
D599,806	S	9/2009	Brown et al.	
D600,249	S	9/2009	Nagata et al.	
7,587,683	B2 *	9/2009	Ito et al.	715/823

(Continued)

OTHER PUBLICATIONS

Jojo, Acer e310 GPS device, obtained from the website <http://2dayblog.com/2006/08/30/acer-e310-gps-device/>, Aug. 30, 2006, published via Gizmodo.

(Continued)

Primary Examiner — Deanna L Fluegeman

(74) *Attorney, Agent, or Firm* — Banner & Witcoff, Ltd.

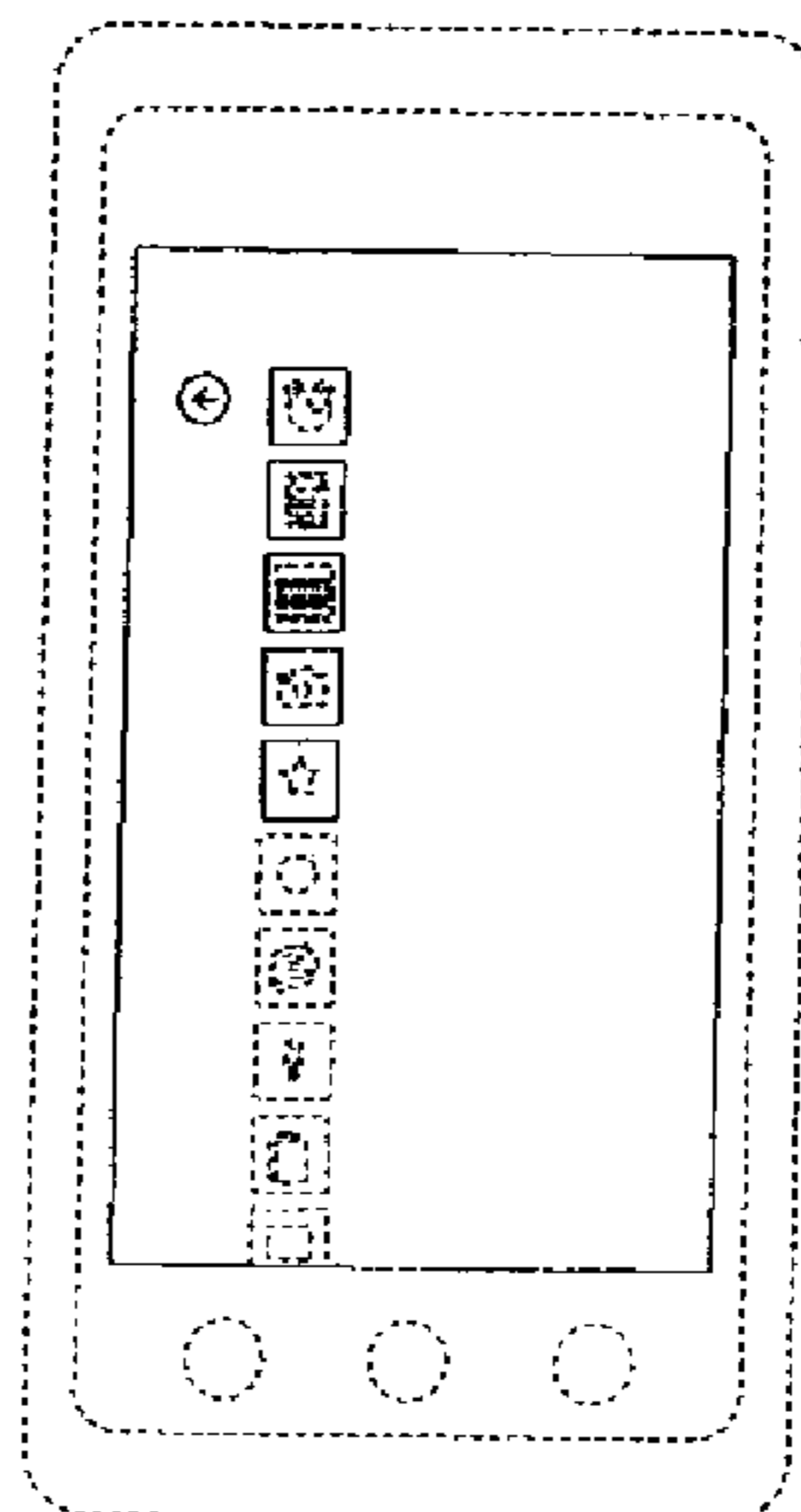
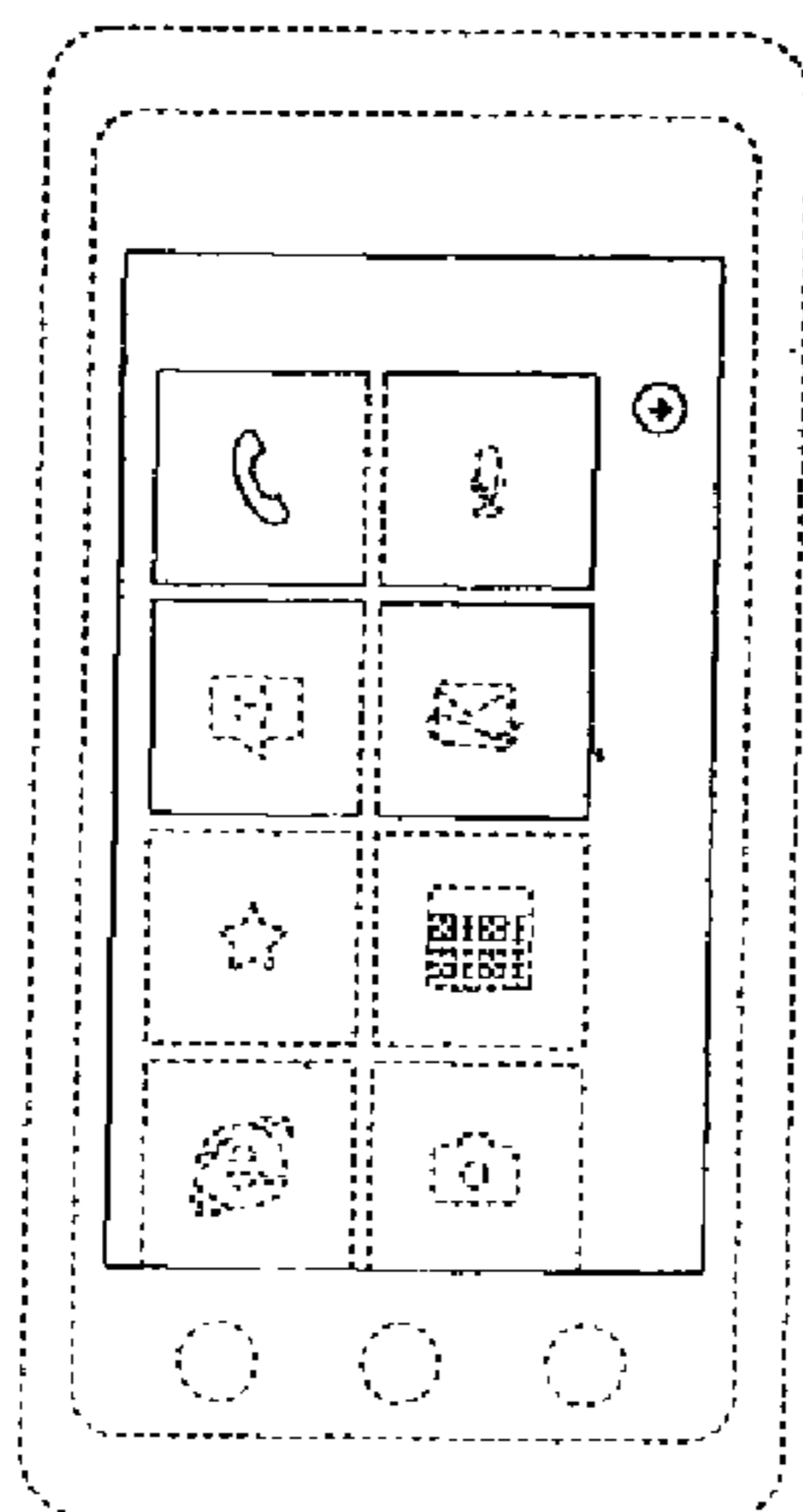
(57) **CLAIM**

The ornamental design for a display screen with transitional graphical user interface, as shown and described.

DESCRIPTION

FIG. 1 is the first image in a sequence for a display screen with transitional graphical user interface showing our new design; FIG. 2 is the second image thereof; and, FIGS. 3-4 show the display screen with transitional graphical user interface of FIGS. 1-2 on a device. The appearance of the transitional user interface transitions between the images shown in FIGS. 1 and 2 and between the images shown in FIGS. 3 and 4. The process or period in which one image transitions to another forms no part of the claimed design. The broken line showing of the four squares, the icons in the squares, and selected vertical edges of the squares in FIGS. 1 and 3, the five small squares and the icons in the small squares in FIGS. 2 and 4, and of the remainder of a device containing the display screen in FIGS. 3-4, is for environmental purposes only and forms no part of the claimed design.

1 Claim, 4 Drawing Sheets



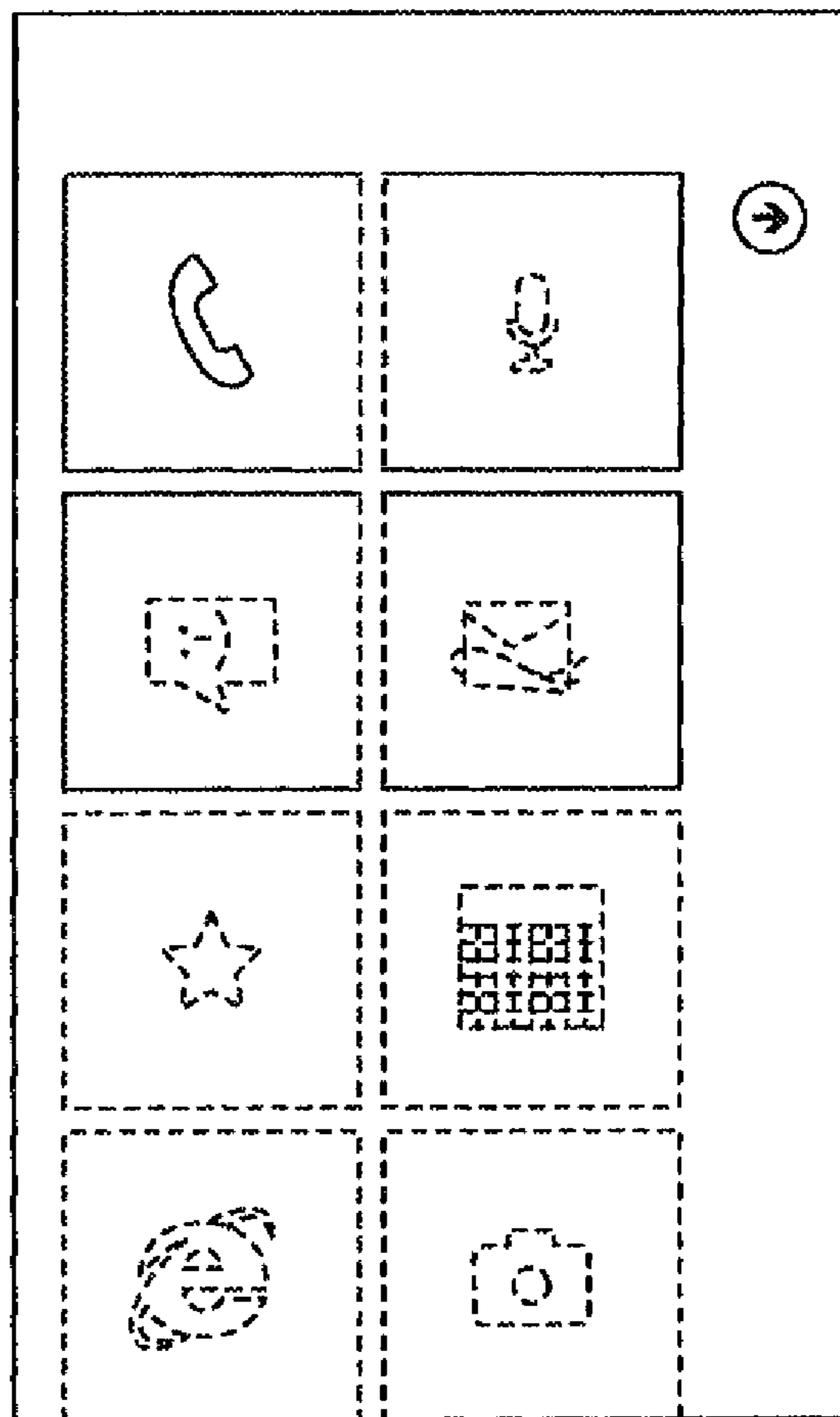


FIG. 1

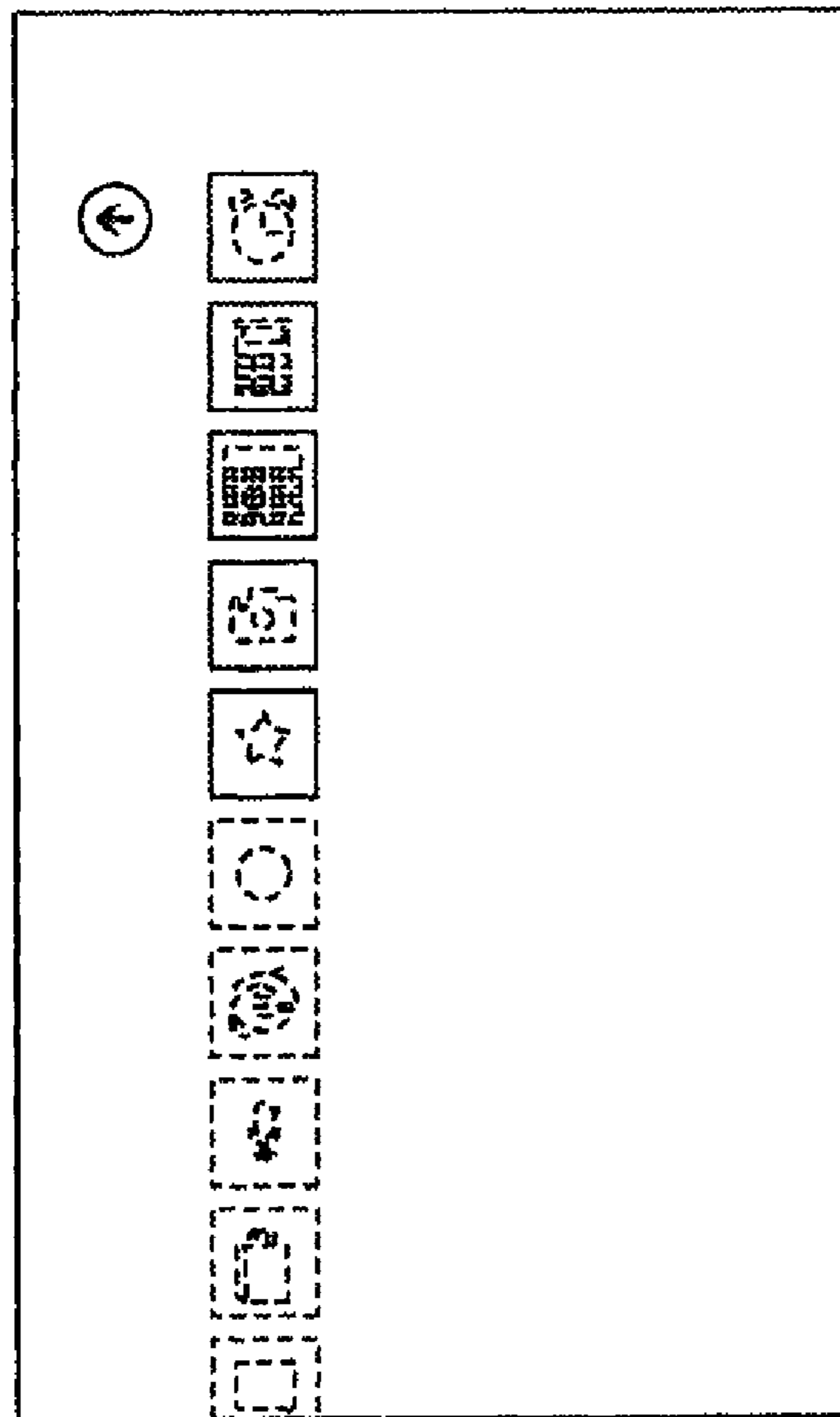


FIG. 2

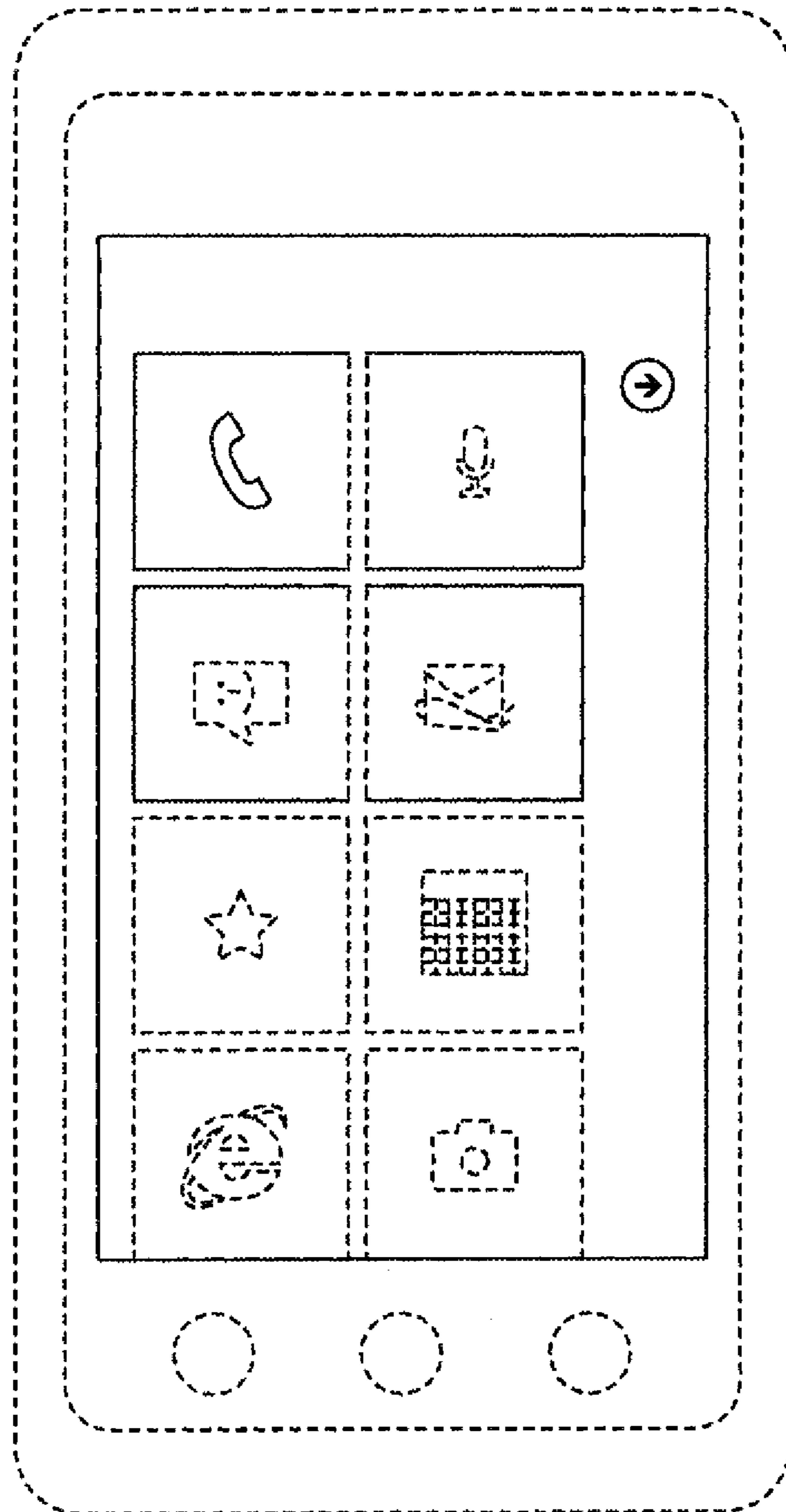


FIG. 3

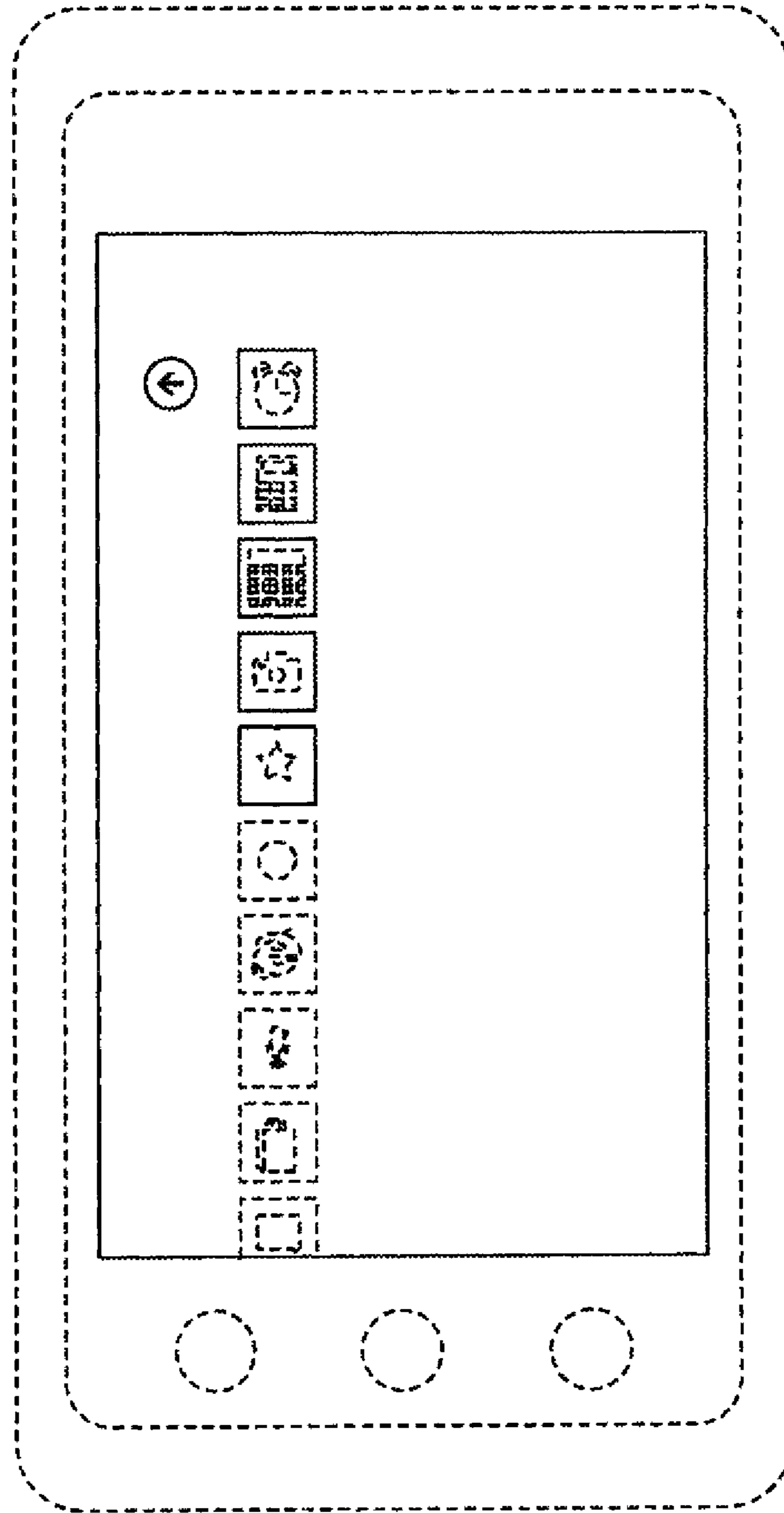


FIG. 4