



US00D669900S

(12) **United States Design Patent**  
**Schlossstein**

(10) **Patent No.:** **US D669,900 S**

(45) **Date of Patent:** **\*\* Oct. 30, 2012**

(54) **USB MEMORY DEVICE AND PEN**

(76) Inventor: **Karl Phillip Schlossstein**, London (GB)

(\*\*) Term: **14 Years**

(21) Appl. No.: **29/394,968**

(22) Filed: **Jun. 23, 2011**

(51) **LOC (9) Cl.** ..... **14-02**

(52) **U.S. Cl.** ..... **D14/480.3; D19/36**

(58) **Field of Classification Search** ..... D14/411,  
D14/433, 435, 435.1, 436-438, 480.1-480.7,  
D14/484.1, 137, 155, 203.1-203.8, 240;  
D13/133, 146-147, 154; 710/300, 301; 439/131,  
439/135-147; 361/679.31, 679.33, 679.4,  
361/752; 711/100, 115; D19/36, 45, 48,  
D19/51, 55-57; 401/6, 7, 102, 104, 116,  
401/195; 24/10 R, 11 R, 11 F

See application file for complete search history.

(56) **References Cited**

U.S. PATENT DOCUMENTS

1,905,920	A *	4/1933	Lindemon	.....	401/78
D139,905	S *	1/1945	Baff	.....	D19/48
D150,260	S *	7/1948	Schladermundt	.....	D19/54
D150,320	S *	7/1948	Starr	.....	D19/51
2,473,689	A *	6/1949	Colstad	.....	24/11 R
3,290,717	A *	12/1966	Mizutani	.....	401/262
D323,189	S *	1/1992	Tu	.....	D19/48
6,773,192	B1 *	8/2004	Chao	.....	401/195
D502,216	S *	2/2005	Chen	.....	D19/36

D536,034	S *	1/2007	Penno	.....	D19/51
D547,374	S *	7/2007	Deng	.....	D19/36
D562,384	S *	2/2008	Qiu	.....	D19/36
7,347,638	B1 *	3/2008	Lin	.....	401/195

\* cited by examiner

*Primary Examiner* — Karen E Kearney

(74) *Attorney, Agent, or Firm* — Douglas L Weller

(57) **CLAIM**

The ornamental design for a USB memory device and pen, as shown and described.

**DESCRIPTION**

FIG. 1 is a top front right perspective view of the USB memory device and pen.

FIG. 2 is a left elevational view of the USB memory device and pen.

FIG. 3 is a front elevational view of the USB memory device and pen.

FIG. 4 is a right elevational view of the USB memory device and pen.

FIG. 5 is a bottom plan view of the USB memory device and pen.

FIG. 6 is a top rear right perspective view of the USB memory device and pen where the USB memory device has been separated from the pen; and,

FIG. 7 is a top front left perspective view of the USB memory device and pen where the USB memory device has been separated from the pen.

**1 Claim, 2 Drawing Sheets**

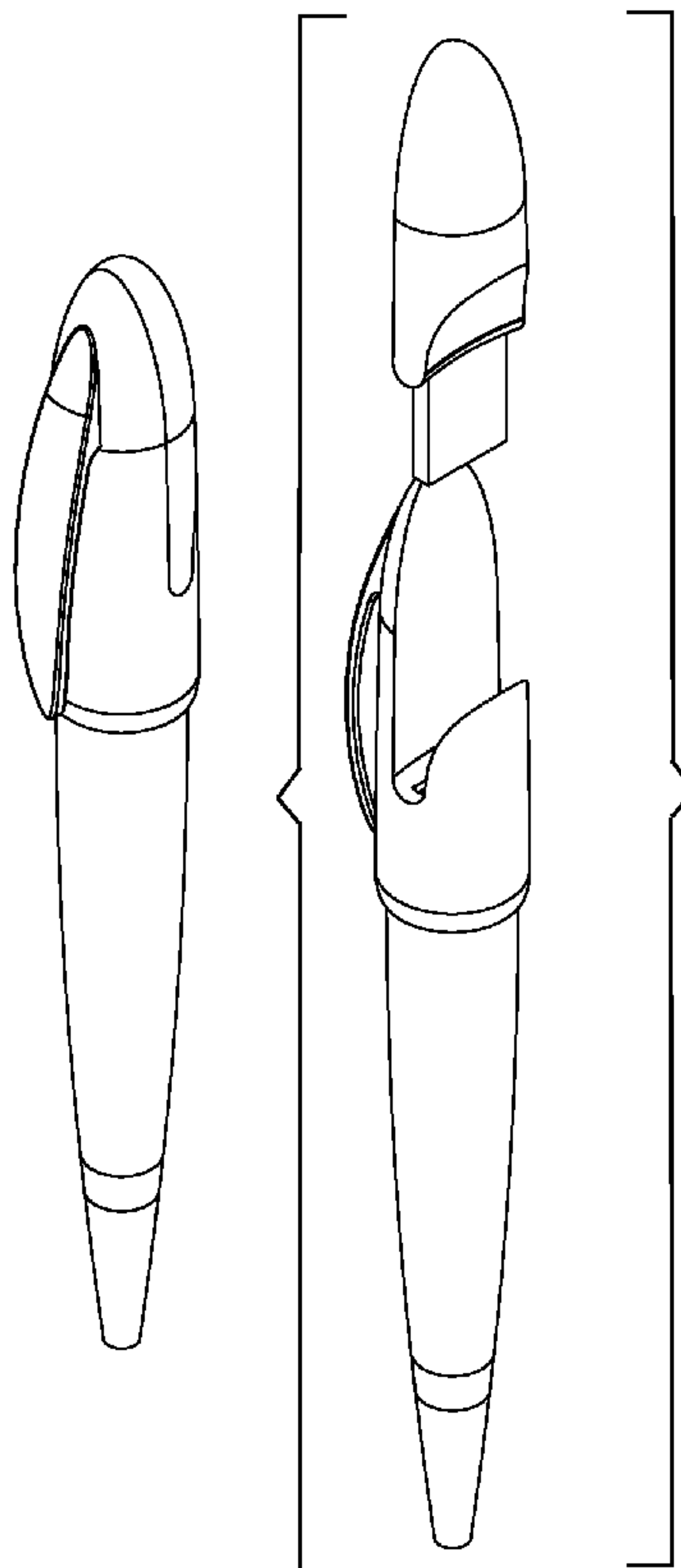


FIG.1

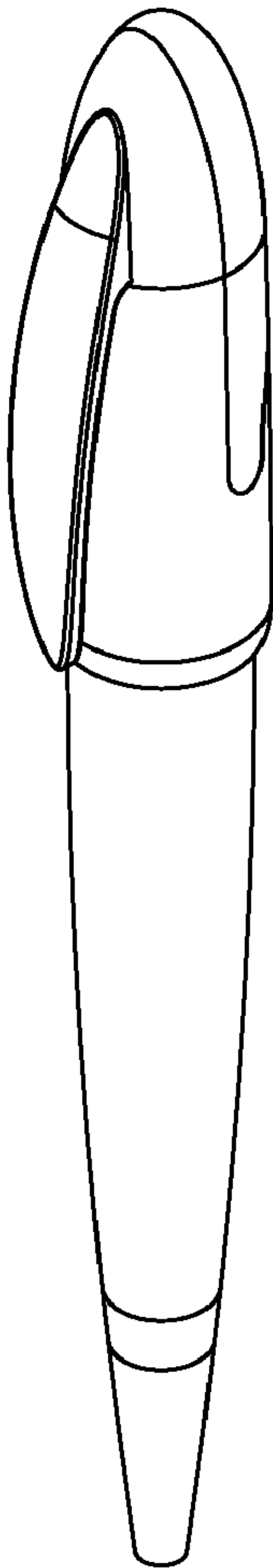


FIG.2




FIG.3




FIG.4

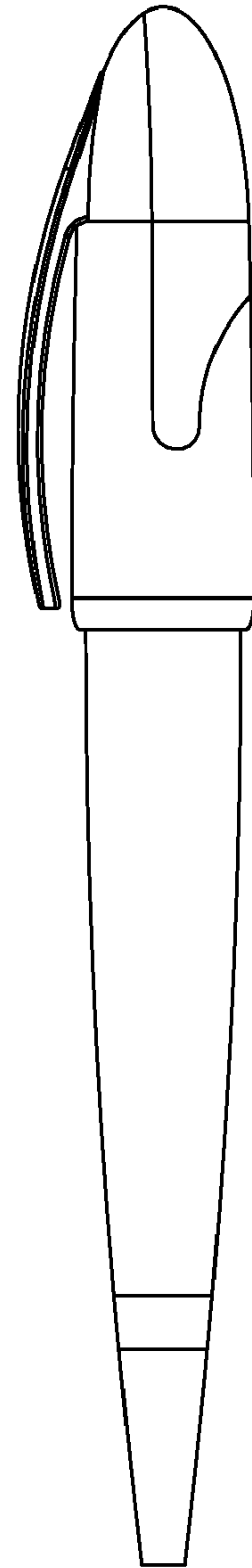


FIG.5

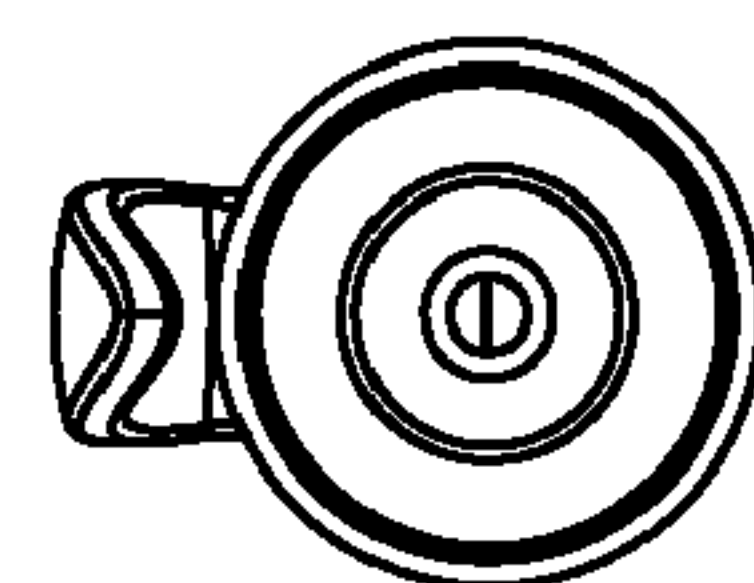


FIG.6

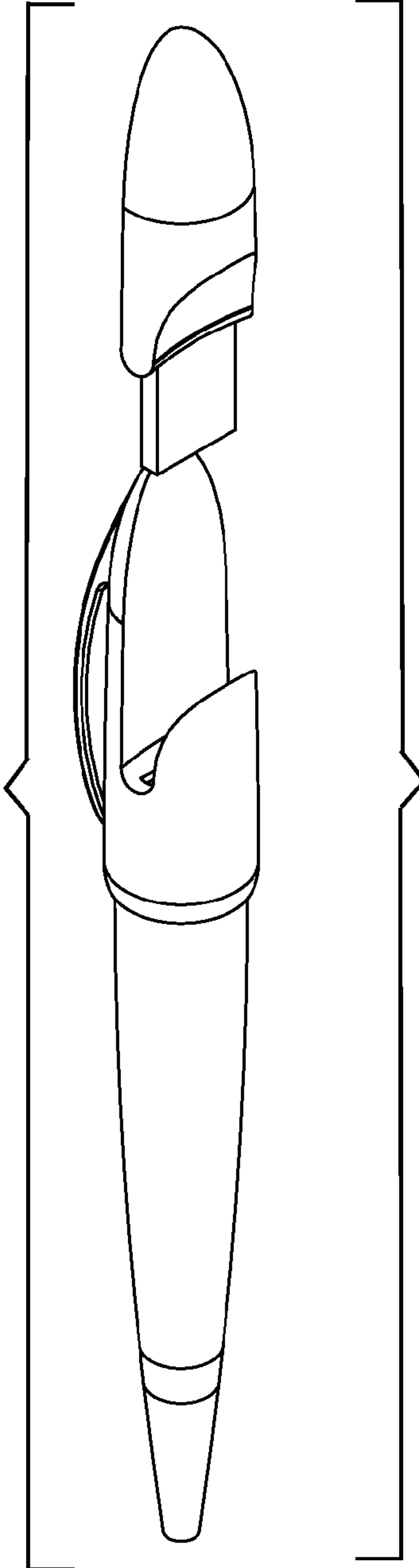


FIG.7

