

US00D669878S

(12) **United States Design Patent**
Furuno et al.

(10) **Patent No.:** **US D669,878 S**
(45) **Date of Patent:** **** Oct. 30, 2012**

(54) **TELEPHONE HANDSET**
(75) Inventors: **Masashi Furuno**, Fukuoka (JP);
Michael Shadovitz, Fukuoka (JP)
(73) Assignee: **Panasonic Corporation**, Osaka (JP)
(**) Term: **14 Years**
(21) Appl. No.: **29/399,856**
(22) Filed: **Aug. 19, 2011**

D576,997 S 9/2008 Furuno et al.
D579,011 S 10/2008 Furuno et al.
D582,383 S 12/2008 Hasegawa et al.
D583,354 S * 12/2008 Gonser et al. D14/147
D596,611 S 7/2009 Hasegawa et al.
D598,449 S 8/2009 Landry et al.
D608,732 S 1/2010 Hillard
D609,637 S 2/2010 Chu et al.
D609,638 S 2/2010 Biheller et al.
D617,761 S * 6/2010 Wang D14/138 AA
D618,657 S * 6/2010 Sakamoto D14/147
D618,658 S * 6/2010 Sakamoto et al. D14/147
D620,915 S * 8/2010 Brabander D14/147
D638,393 S * 5/2011 Gonser et al. D14/147

(51) **LOC (9) Cl.** **14-03**
(52) **U.S. Cl.** **D14/147**
(58) **Field of Classification Search** D14/147,
D14/148, 149, 138 R, 138 AA, 138 AD, 138 G,
D14/191, 203.1–203.8, 496, 137, 218, 341–347,
D14/247–248, 144, 150–151, 240, 243, 140–142;
455/566, 575.1, 575.3, 575.4; 345/168, 169,
345/167

OTHER PUBLICATIONS

Vtech mi6861, [online], 101Phones.com, 2011, [retrieved on Nov. 12, 2011]. <URL:http://www.101phones.com/details/2051-23/vtech-mi6861.html>.
Vtech DS6111, [online], 101Phones.com, 2011, [retrieved on Jan. 25, 2011]. Retrieved from the Internet <URL:http://www.101phones.com/details/5506/vtech-ds6111.html>.
Philips ID555, Product Information[online]. Ciao GmbH, 2011, [retrieved on Jan. 25, 2011]. Retrieved from the Internet <URL:http://www.ciao.co.uk/Philips_ID555_7067166>.

See application file for complete search history.

(56) **References Cited**

* cited by examiner

U.S. PATENT DOCUMENTS

Primary Examiner — Sheryl Lane

D363,286 S 10/1995 Solomita
D381,656 S 7/1997 Biskup et al.
D385,558 S 10/1997 Liu
D393,625 S 4/1998 Riccobon
D395,046 S 6/1998 Liu
5,952,814 A 9/1999 Van Lerberghe
6,014,011 A 1/2000 DeFelice et al.
D442,939 S 5/2001 Goldenburg
D456,795 S 5/2002 Hughes et al.
D457,868 S 5/2002 Shintani
D460,446 S 7/2002 Hughes et al.
D469,074 S 1/2003 Muenscher et al.
D495,312 S 8/2004 Fitzgerald
D511,510 S 11/2005 Beasley et al.
D512,703 S 12/2005 Ookawa
D524,789 S 7/2006 Beasley et al.
D525,233 S 7/2006 Franck et al.
D528,979 S 9/2006 Franck et al.
D530,302 S 10/2006 Franck et al.
D570,324 S 6/2008 Furuno et al.
D571,775 S 6/2008 Waterman et al.

(74) *Attorney, Agent, or Firm* — Panasonic Patent Center

(57) **CLAIM**

We claim the ornamental design for a telephone handset, as shown and described.

DESCRIPTION

FIG. 1 is a front perspective view of a telephone handset of the present invention;
FIG. 2 is a front view thereof;
FIG. 3 is a rear view thereof;
FIG. 4 is a first side view thereof;
FIG. 5 is a second side view thereof;
FIG. 6 is a top view thereof; and,
FIG. 7 is a bottom view thereof.

1 Claim, 7 Drawing Sheets

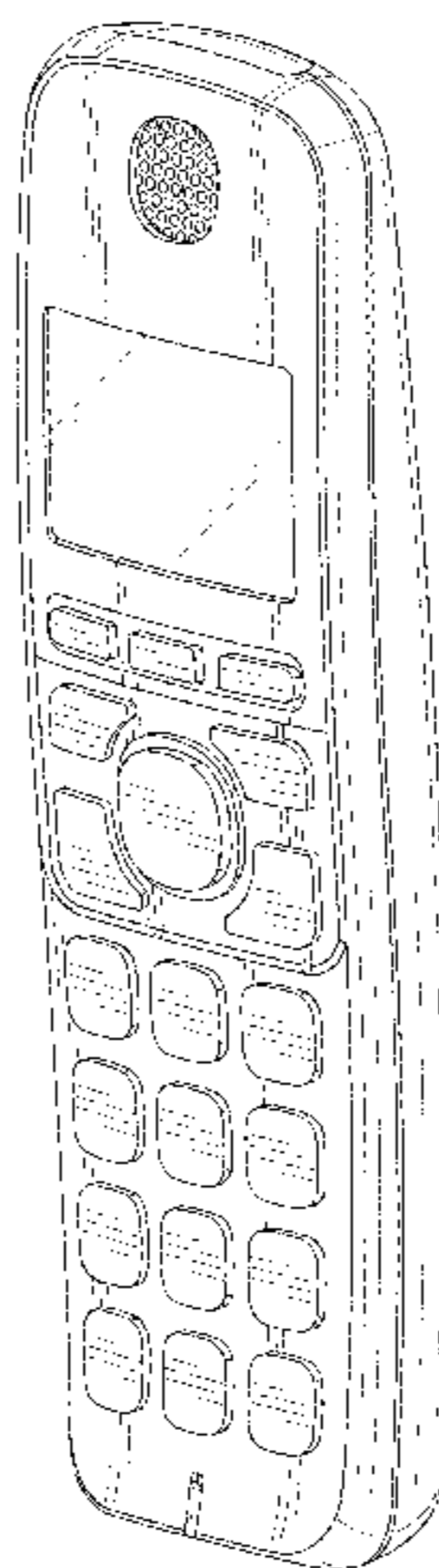


FIG. 1

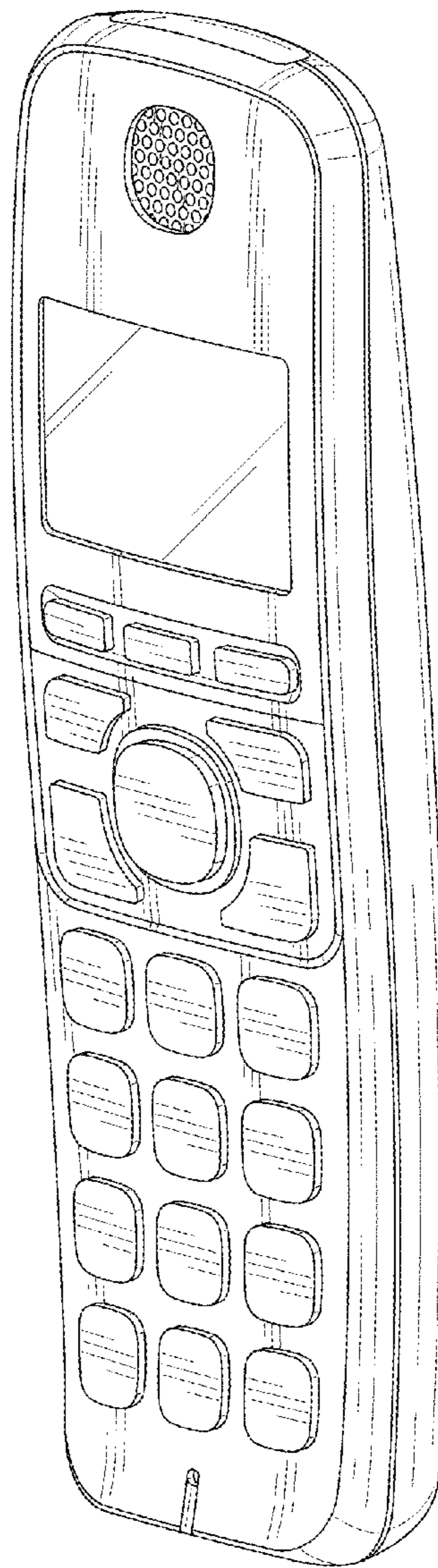


FIG. 2

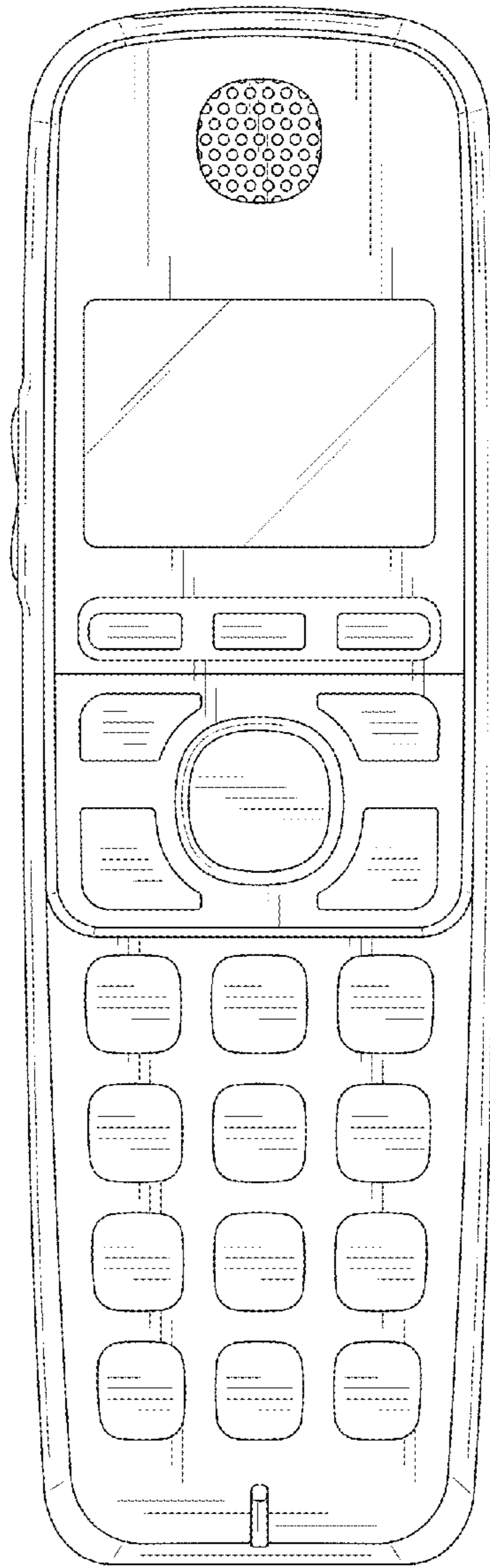


FIG. 3

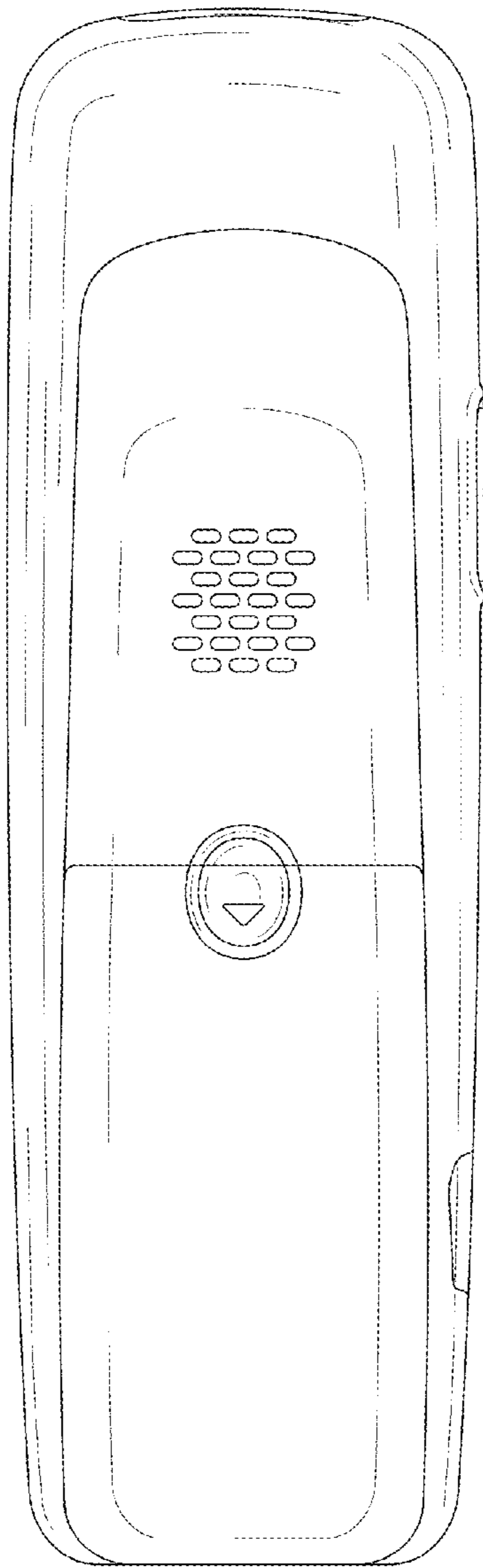


FIG. 4

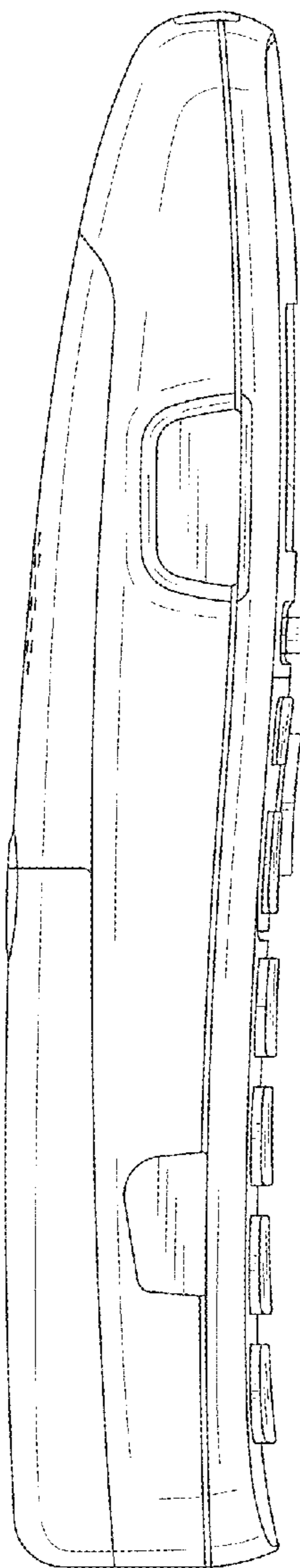


FIG. 5

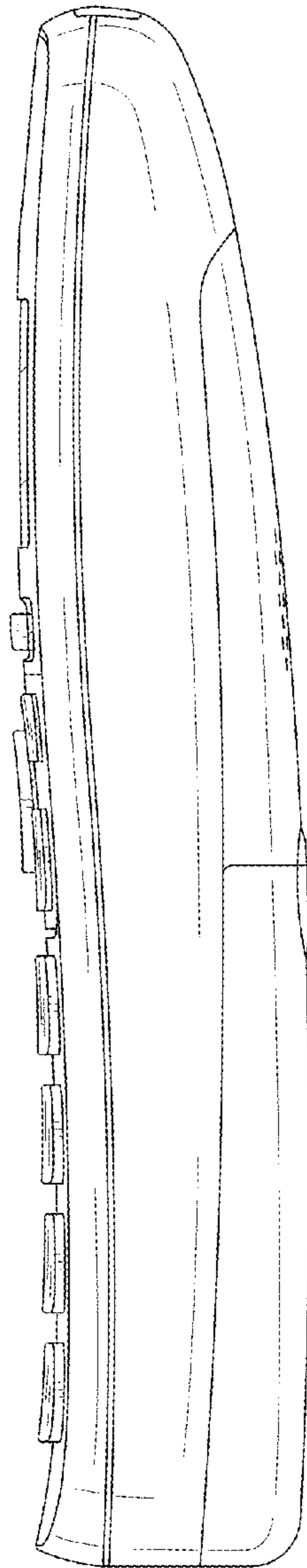


FIG. 6

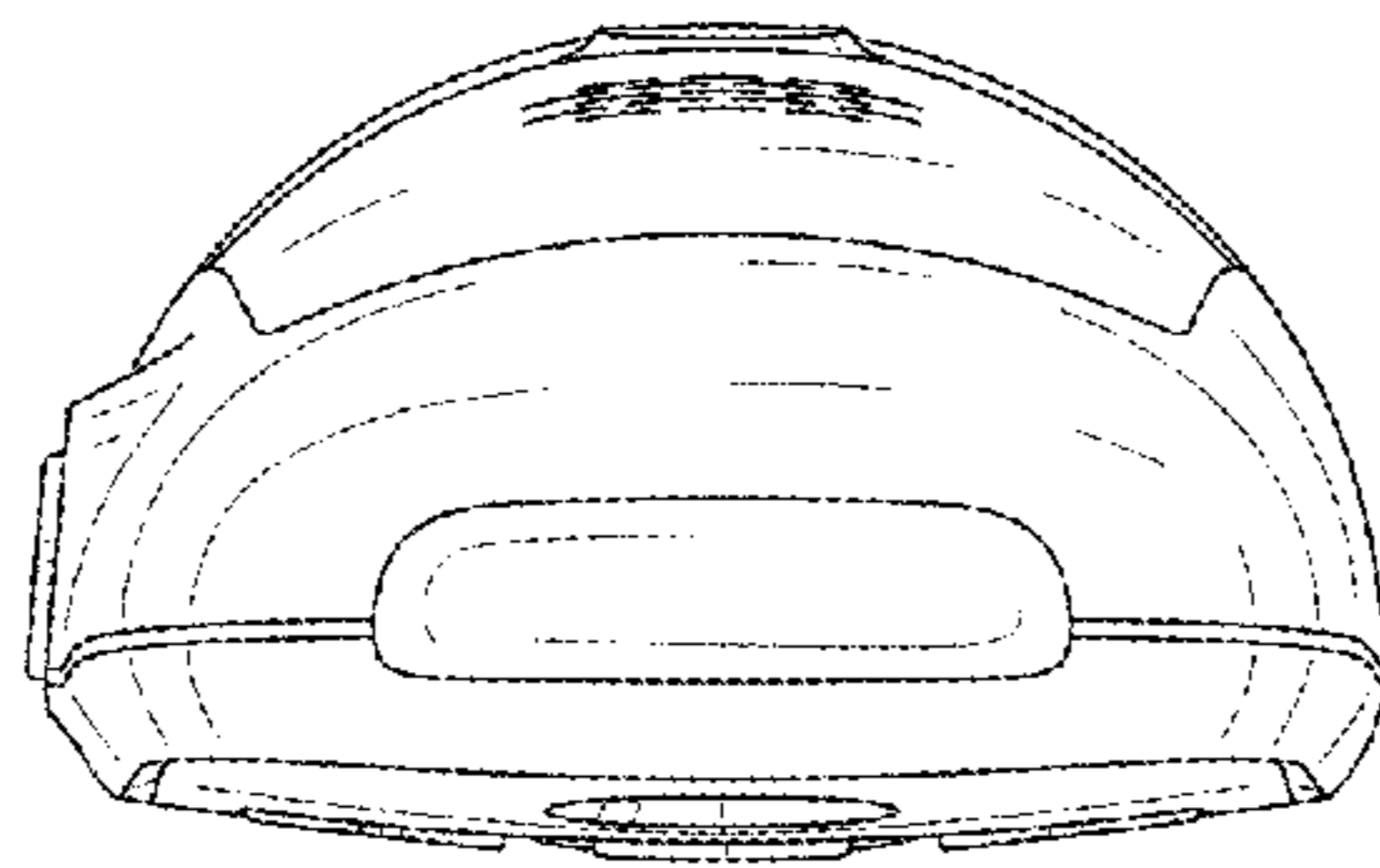


FIG. 7

