



US00D669839S

(12) **United States Design Patent**  
**Valenta et al.**

(10) **Patent No.:** **US D669,839 S**

(45) **Date of Patent:** **\*\* Oct. 30, 2012**

(54) **TAILGATE COVER**

(75) Inventors: **Mark R. Valenta**, Las Vegas, NV (US);  
**Douglas M. Fundator**, Las Vegas, NV  
(US)

(73) Assignee: **Wasco LLC**, Las Vegas, NV (US)

(\*\*) Term: **14 Years**

(21) Appl. No.: **29/414,803**

(22) Filed: **Mar. 3, 2012**

(51) **LOC (9) Cl.** ..... **12-16**

(52) **U.S. Cl.** ..... **D12/403**

(58) **Field of Classification Search** ..... D12/401-405;  
160/370.21, 370.22, 370.23; 280/770; 150/158,  
150/165-167; 296/100.11-100.18, 136.01,  
296/136.07, 136.05, 136.06, 95.1, 77.1; 135/88.01,  
135/95

See application file for complete search history.

(56) **References Cited**

**U.S. PATENT DOCUMENTS**

4,727,898	A *	3/1988	Guma	135/87
4,940,276	A *	7/1990	Madison	296/136.11
5,029,933	A *	7/1991	Gillem	296/136.11
5,102,183	A *	4/1992	Swartz	296/136.1
D331,211	S *	11/1992	Harris	D12/401
5,356,191	A *	10/1994	Sheehan	296/95.1
5,409,286	A *	4/1995	Huang	296/136.04
5,435,362	A *	7/1995	Chiang	150/166
D393,828	S *	4/1998	Threats, Sr.	D12/401
D411,162	S *	6/1999	Richter	D12/401
6,070,629	A *	6/2000	Whiteside	150/166
D433,661	S *	11/2000	Hanson	D12/401
6,427,709	B1 *	8/2002	Montes	135/88.07

6,516,844	B1 *	2/2003	Henry	150/167
6,648,396	B2 *	11/2003	Monahan et al.	296/97.7
6,705,337	B1 *	3/2004	Peckham	135/88.07
D489,035	S *	4/2004	Butler	D12/401
D496,322	S *	9/2004	Farney et al.	D12/401
7,431,375	B1 *	10/2008	Julius	296/95.1
D602,839	S *	10/2009	Carrow	D12/401
D638,777	S *	5/2011	Poland et al.	D12/402
D658,565	S *	5/2012	Akmal	D12/401
2005/0242558	A1 *	11/2005	Cohen	280/770
2010/0219657	A1 *	9/2010	Kinley	296/100.01
2012/0131377	A1 *	5/2012	Baird et al.	714/4.11

\* cited by examiner

*Primary Examiner* — Katrina A Betton

(74) *Attorney, Agent, or Firm* — Jennifer Riel; Riel Law

(57) **CLAIM**

The ornamental design for a tailgate cover, as shown and described.

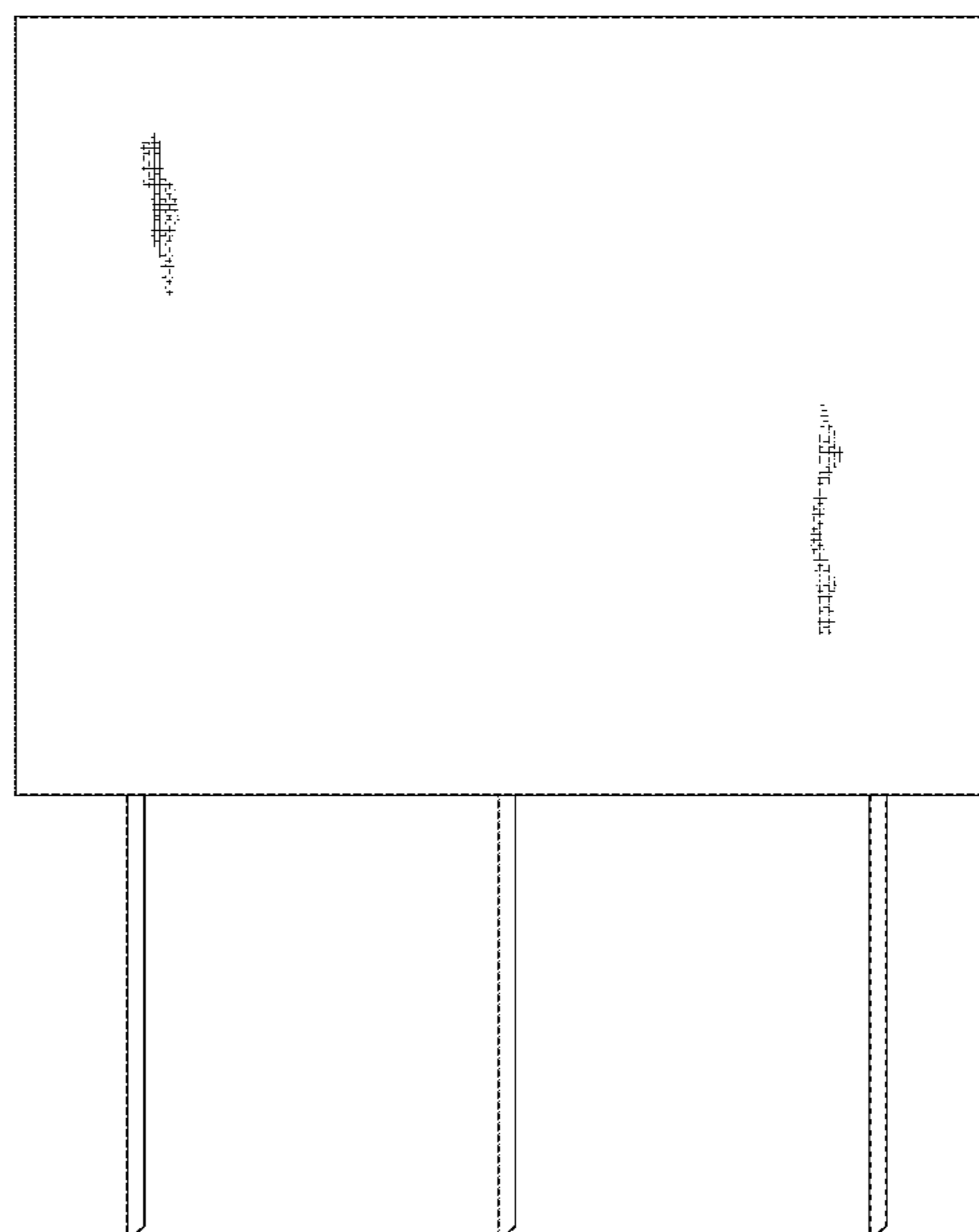
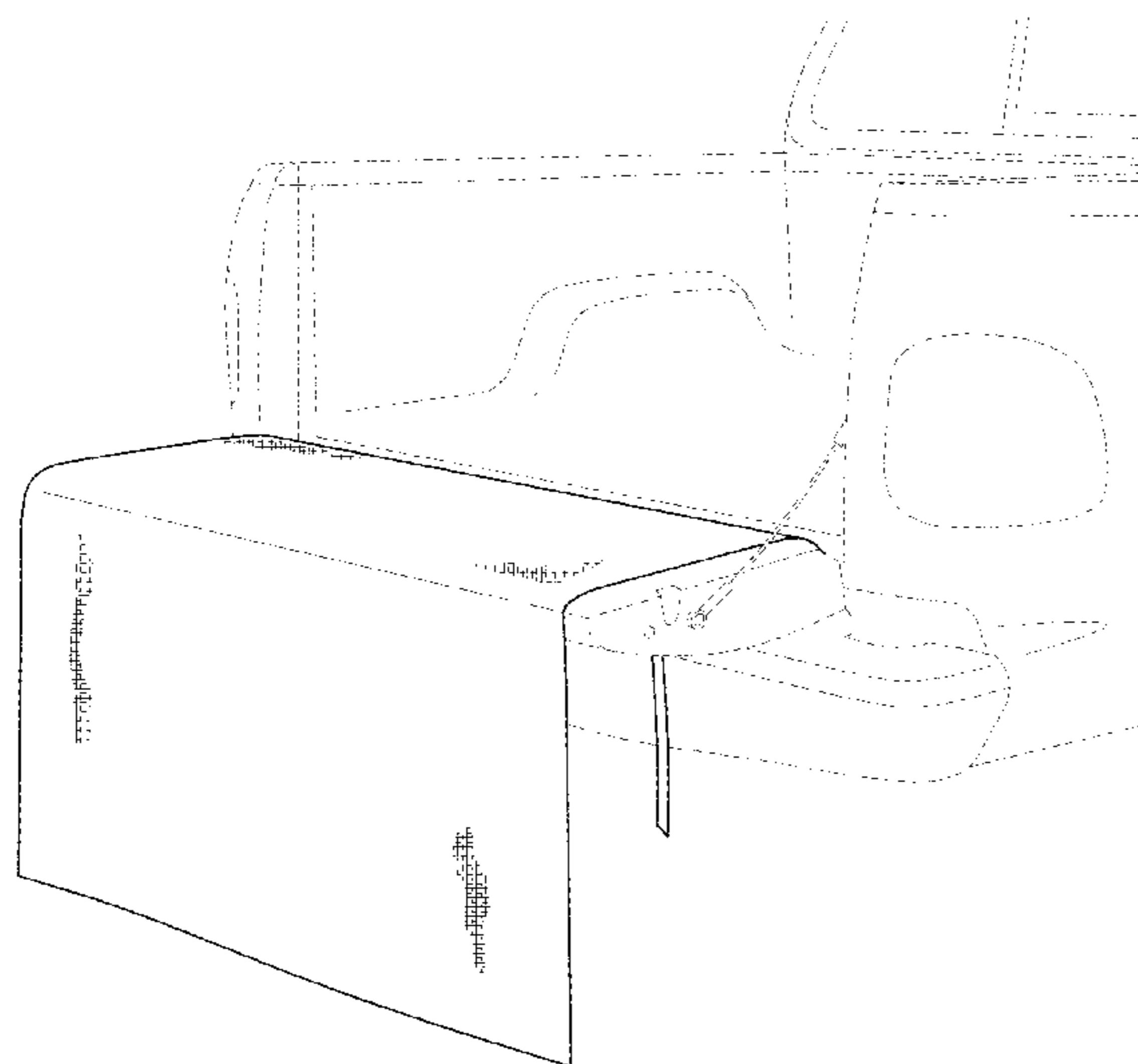
**DESCRIPTION**

FIG. 1 is a perspective view of a tailgate cover;  
 FIG. 2 is a top plan view thereof;  
 FIG. 3 is a bottom plan view thereof;  
 FIG. 4 is a front elevational view thereof;  
 FIG. 5 is a rear elevational view thereof;  
 FIG. 6 is a right side elevational view thereof; and,  
 FIG. 7 is a left side elevational view thereof.

In the drawing figures, the broken lines in FIG. 1 depict a truck while the broke lines in FIGS. 2-7 show attachment elements and form no part of the claimed design.

The crosshatched pattern, although shown intermittently, is understood to be distributed uniformly over the surfaces of the claimed design upon which it resides.

**1 Claim, 4 Drawing Sheets**



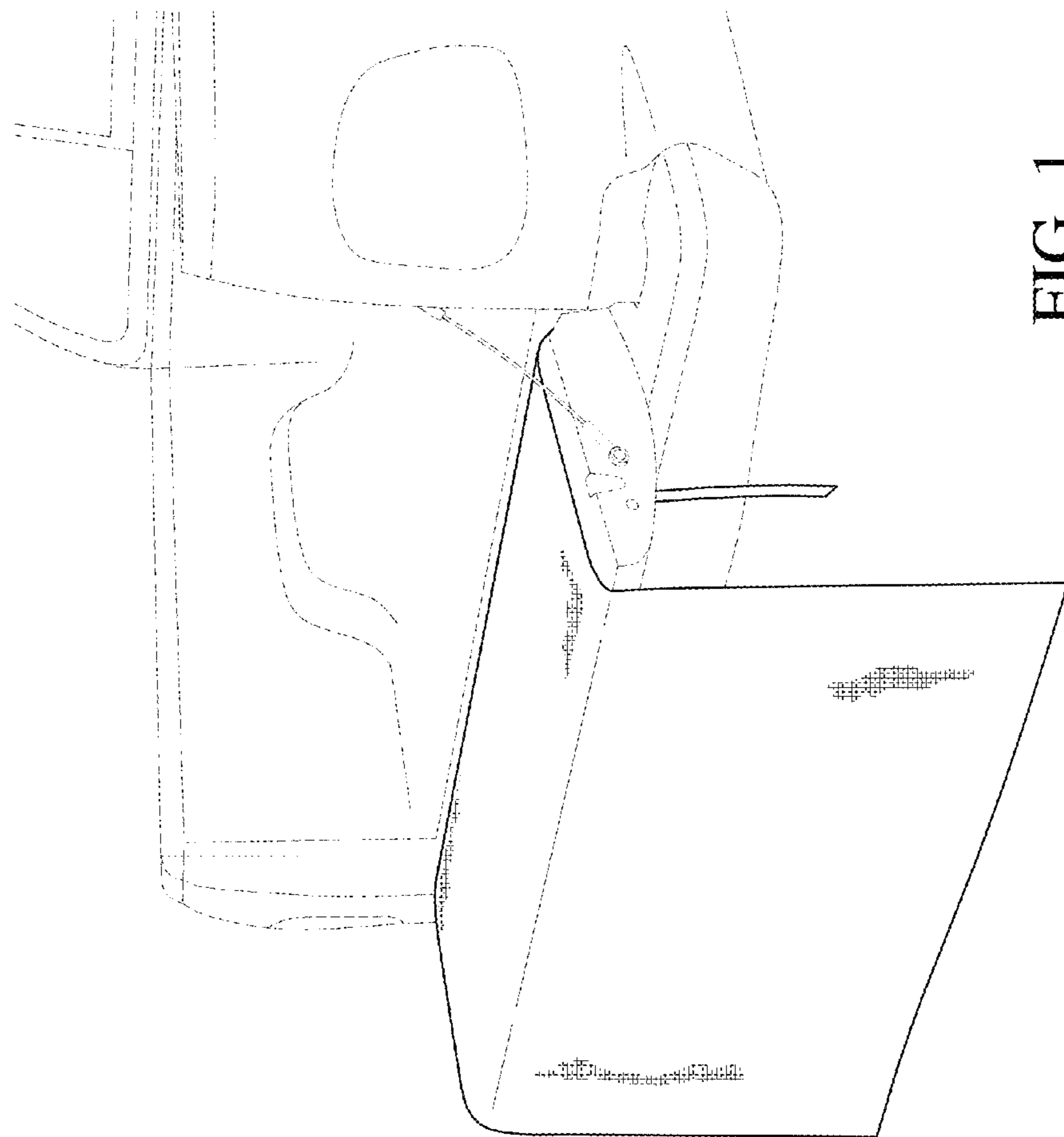


FIG. 1

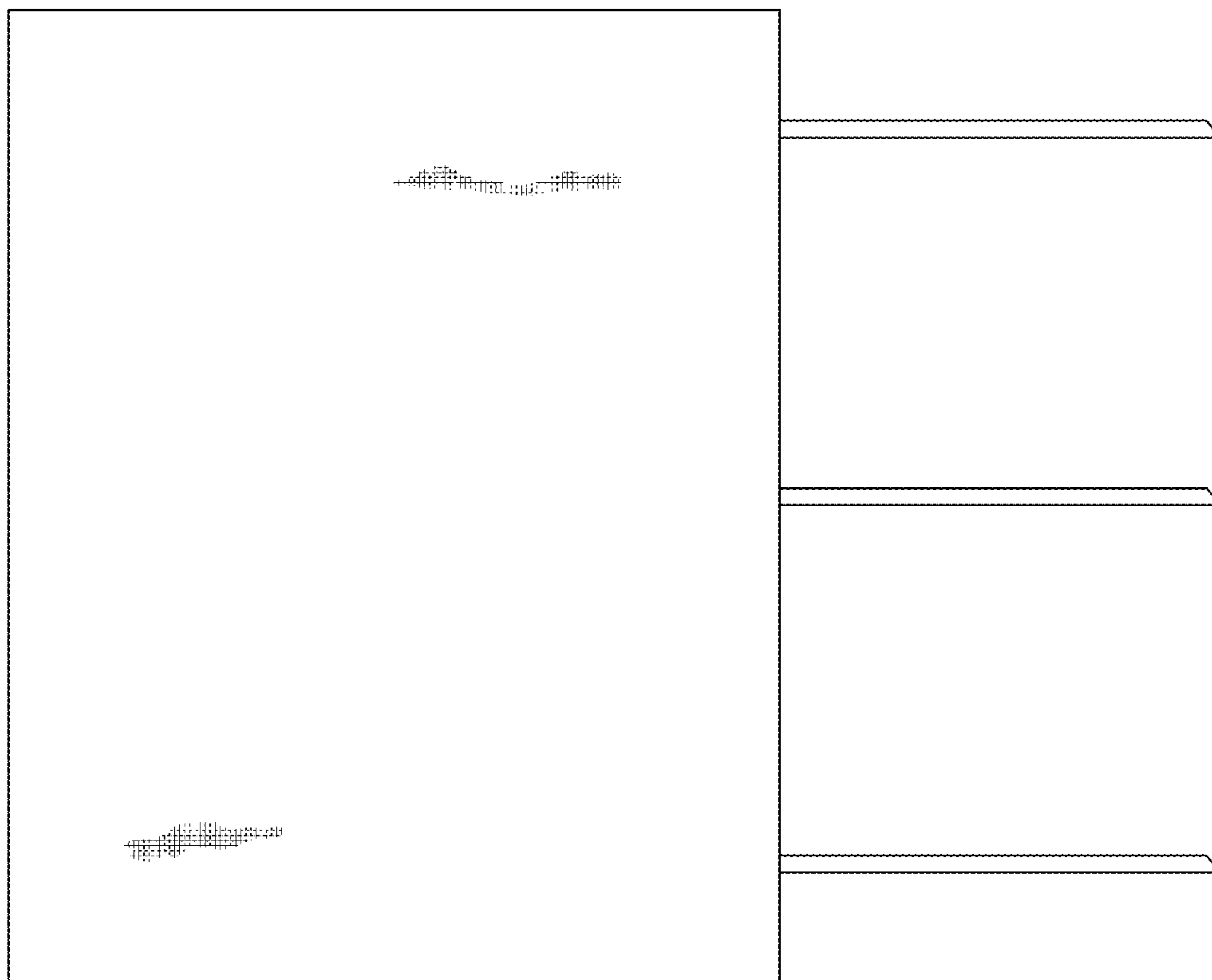


FIG. 2

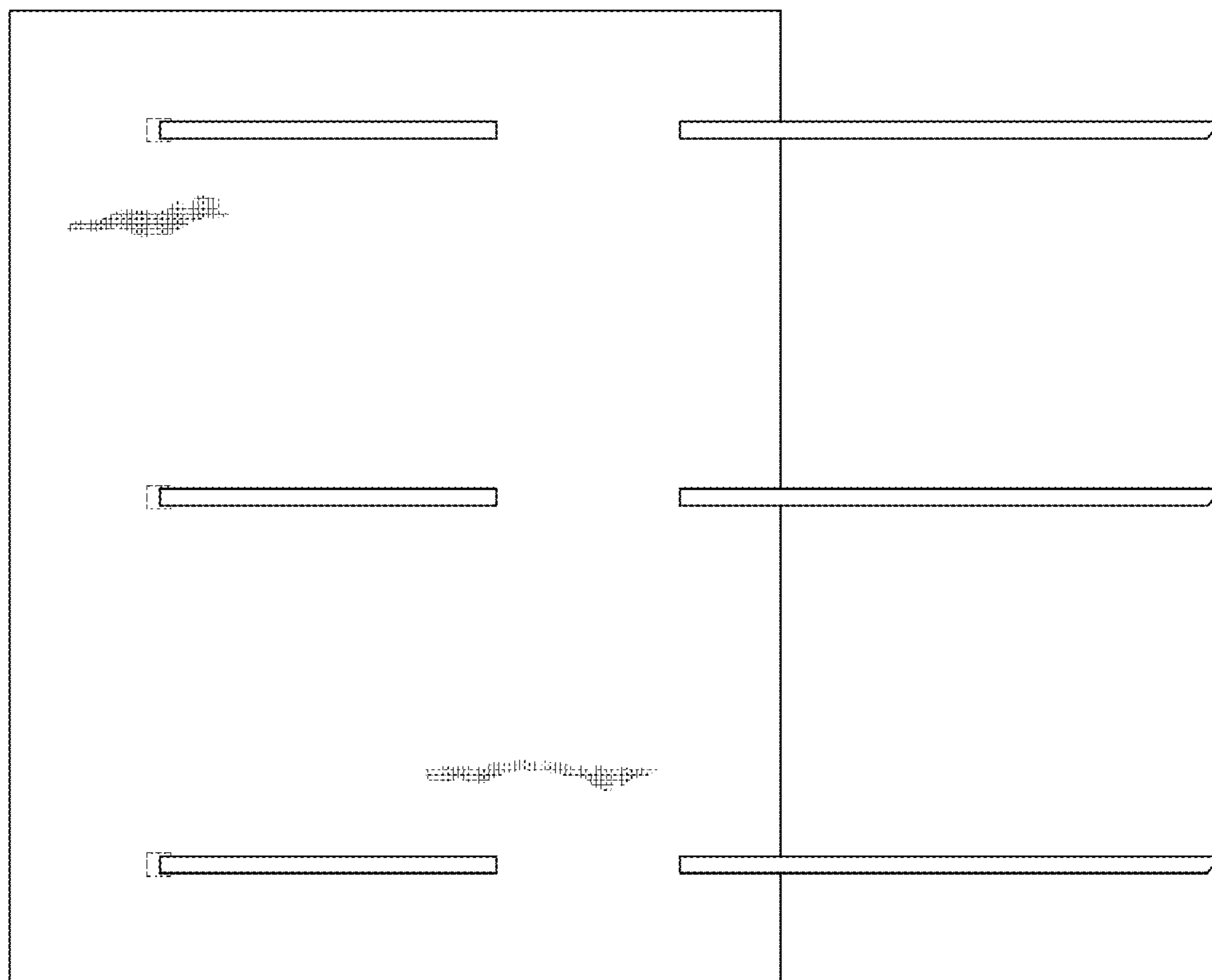


FIG. 3



FIG. 4



FIG. 5



FIG. 6



FIG. 7