

US00D669831S

(12) **United States Design Patent**  
**Saracoglu**

(10) **Patent No.:** **US D669,831 S**

(45) **Date of Patent:** **\*\* Oct. 30, 2012**

(54) **BODY PANEL FOR AN AUTOMOBILE**

(75) Inventor: **Hakan Saracoglu**, Stuttgart (DE)

(73) Assignee: **Dr. Ing. h.c. F. Porsche**  
**Aktiengesellschaft**, Stuttgart (DE)

(\*\*) Term: **14 Years**

(21) Appl. No.: **29/398,497**

(22) Filed: **Aug. 1, 2011**

(30) **Foreign Application Priority Data**

Feb. 9, 2011 (DE) ..... 40 2011 000 551

(51) **LOC (9) Cl.** ..... **12-16**

(52) **U.S. Cl.** ..... **D12/196**

(58) **Field of Classification Search** ..... D12/196,  
D12/90-92, 86; 296/181.1, 181.5

See application file for complete search history.

(56) **References Cited**

U.S. PATENT DOCUMENTS

D628,134 S *	11/2010	Salnick et al. ....	D12/196
D651,948 S *	1/2012	Fukui et al. ....	D12/196
D655,229 S *	3/2012	Kumai et al. ....	D12/196
D659,618 S *	5/2012	Hotta et al. ....	D12/196
D661,236 S *	6/2012	Hakamata et al. ....	D12/196

\* cited by examiner

*Primary Examiner* — Melody N Brown

(74) *Attorney, Agent, or Firm* — RatnerPrestia

(57) **CLAIM**

The ornamental design for a body panel for an automobile, as shown and described.

**DESCRIPTION**

FIG. 1 is a perspective view of a body panel for an automobile;

FIG. 2 is a front elevation view thereof;

FIG. 3 is a rear elevation view thereof;


FIG. 4 is an elevation view from the right side thereof;

FIG. 5 is an elevation view from the left side thereof;

FIG. 6 is a top plan view thereof; and,

FIG. 7 is a bottom plan view thereof.

**1 Claim, 4 Drawing Sheets**






Figure 1

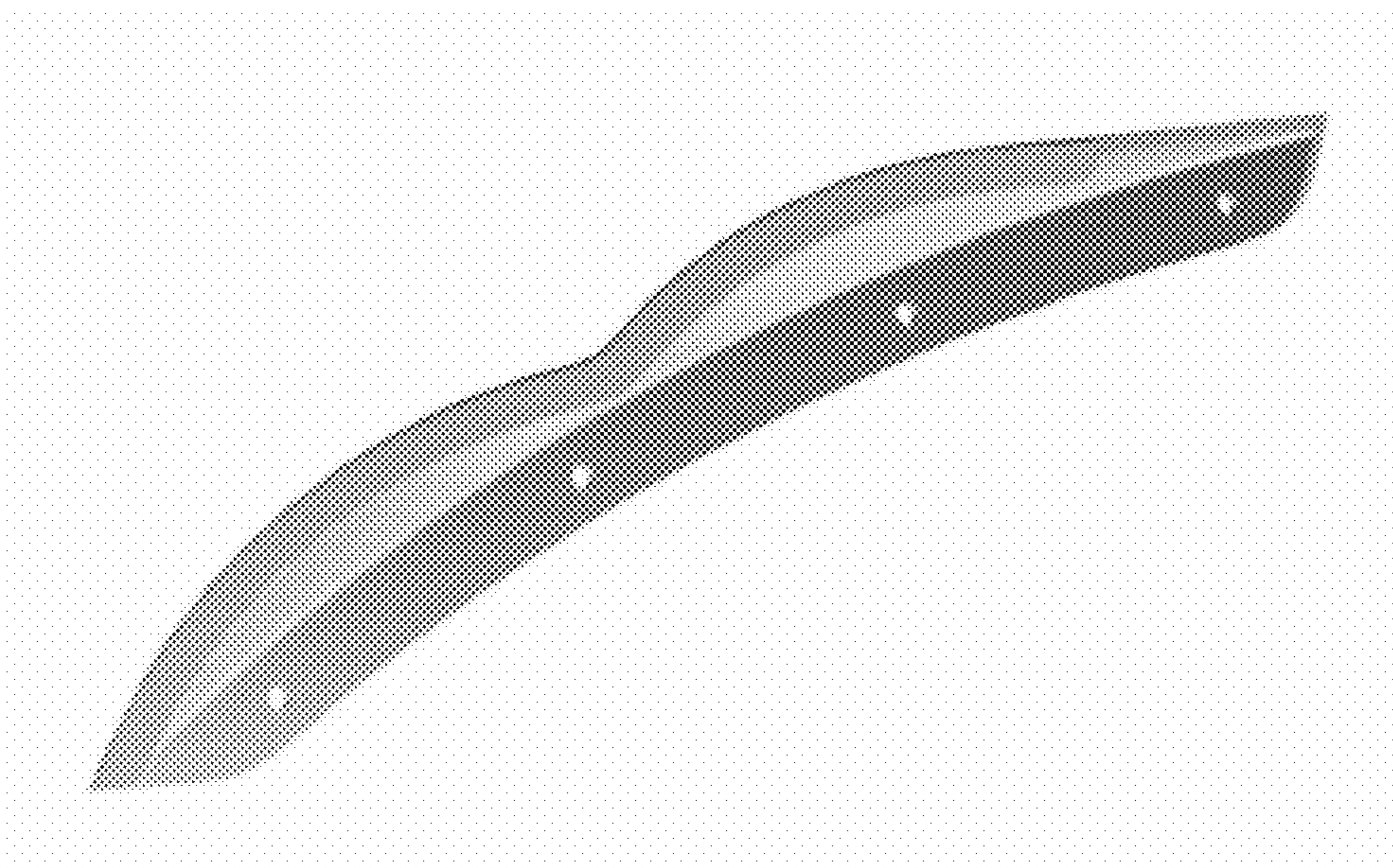


Figure 2






Figure 3




Figure 4




Figure 5




Figure 6






Figure 7