



US00D669829S

(12) **United States Design Patent**
Iwao et al.

(10) **Patent No.:** **US D669,829 S**
(45) **Date of Patent:** **** Oct. 30, 2012**

(54) **FRONT FENDER FOR MOTOR VEHICLE**

(75) Inventors: **Norihito Iwao**, Hiroshima (JP); **Shinichi Imai**, Hiroshima (JP); **Yukiharu Asano**, Hiroshima (JP)

(73) Assignee: **Mazda Motor Corporation** (JP)

(**) Term: **14 Years**

(21) Appl. No.: **29/397,132**

(22) Filed: **Jul. 12, 2011**

(30) **Foreign Application Priority Data**

Jan. 12, 2011 (JP) D2011-000415

(51) **LOC (9) Cl.** **12-16**

(52) **U.S. Cl.** **D12/184**

(58) **Field of Classification Search** D12/184,
D12/196, 90-92, 181; 280/152.1, 847-849,
280/851; 296/181.1, 181.5

See application file for complete search history.

(56) **References Cited**

U.S. PATENT DOCUMENTS

D598,347 S *	8/2009	Mattin et al.	D12/184
D607,797 S *	1/2010	Walter et al.	D12/184
D607,798 S *	1/2010	Weil	D12/184
D609,150 S *	2/2010	Krugger et al.	D12/184
D610,512 S *	2/2010	Bucher et al.	D12/184
D620,407 S *	7/2010	Froehlich	D12/184
D659,616 S *	5/2012	Matsumoto et al.	D12/184

FOREIGN PATENT DOCUMENTS

JP	D1320088	1/2008
JP	D1330108	5/2008
KR	30-0427259 S	10/2006
TW	D135483	6/2010

OTHER PUBLICATIONS

Japanese Office Action "Notification of Reason(s) for Refusal" dated Nov. 28, 2011; Japanese Design Application No. D2011-000415 with translation.

* cited by examiner

Primary Examiner — Melody N Brown

(74) *Attorney, Agent, or Firm* — Studebaker & Brackett PC; Donald R. Studebaker

(57) **CLAIM**

The ornamental design for a front fender for motor vehicle, as shown and described.

DESCRIPTION

FIG. 1 is a perspective view of a front fender for motor vehicle;

FIG. 2 is another perspective view thereof;

FIG. 3 is a front view thereof;

FIG. 4 is a rear view thereof;

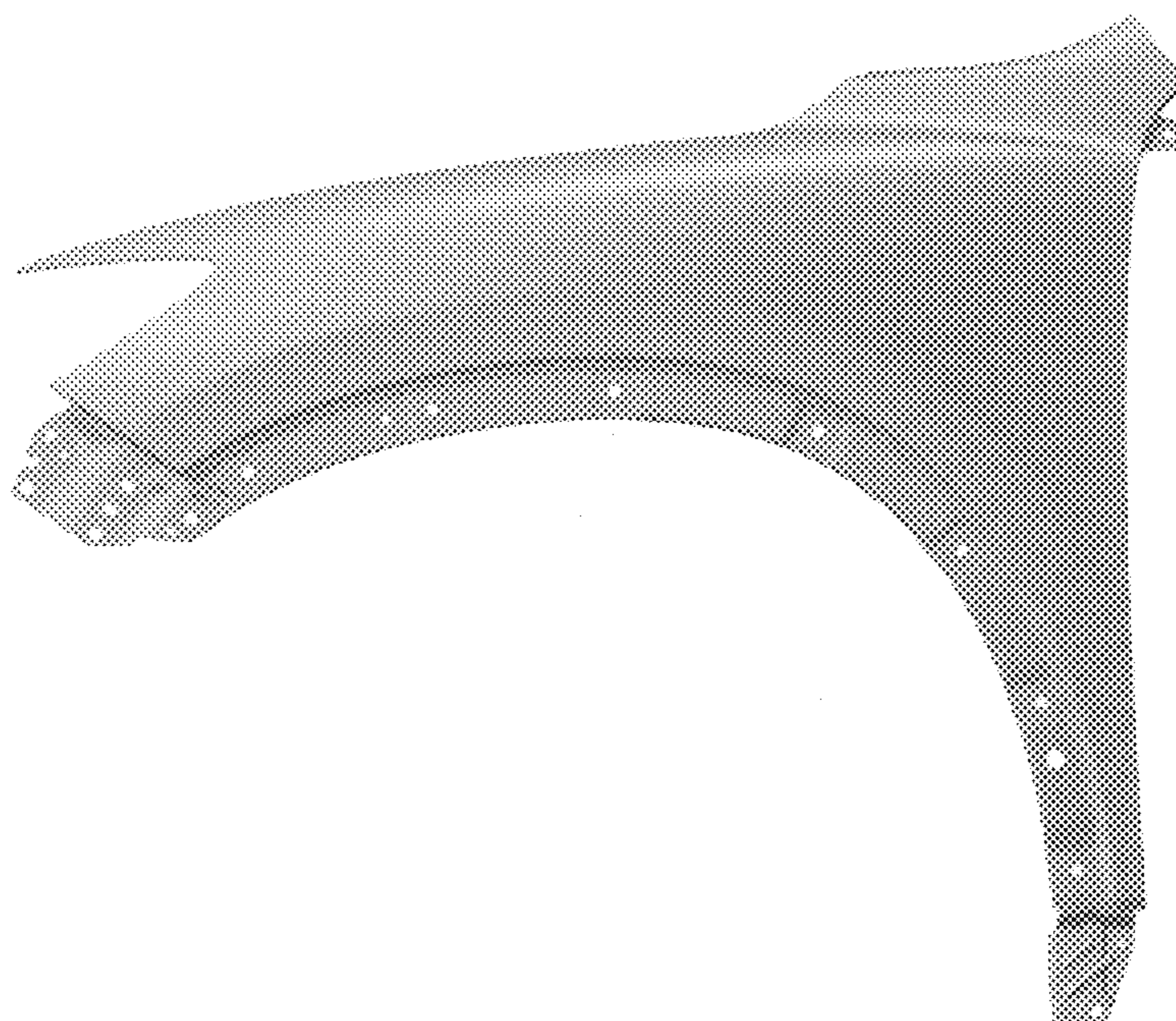
FIG. 5 is a left side view thereof;

FIG. 6 is a right side view thereof;

FIG. 7 is a top view thereof; and,

FIG. 8 is a bottom view thereof.

1 Claim, 3 Drawing Sheets






FIG.1

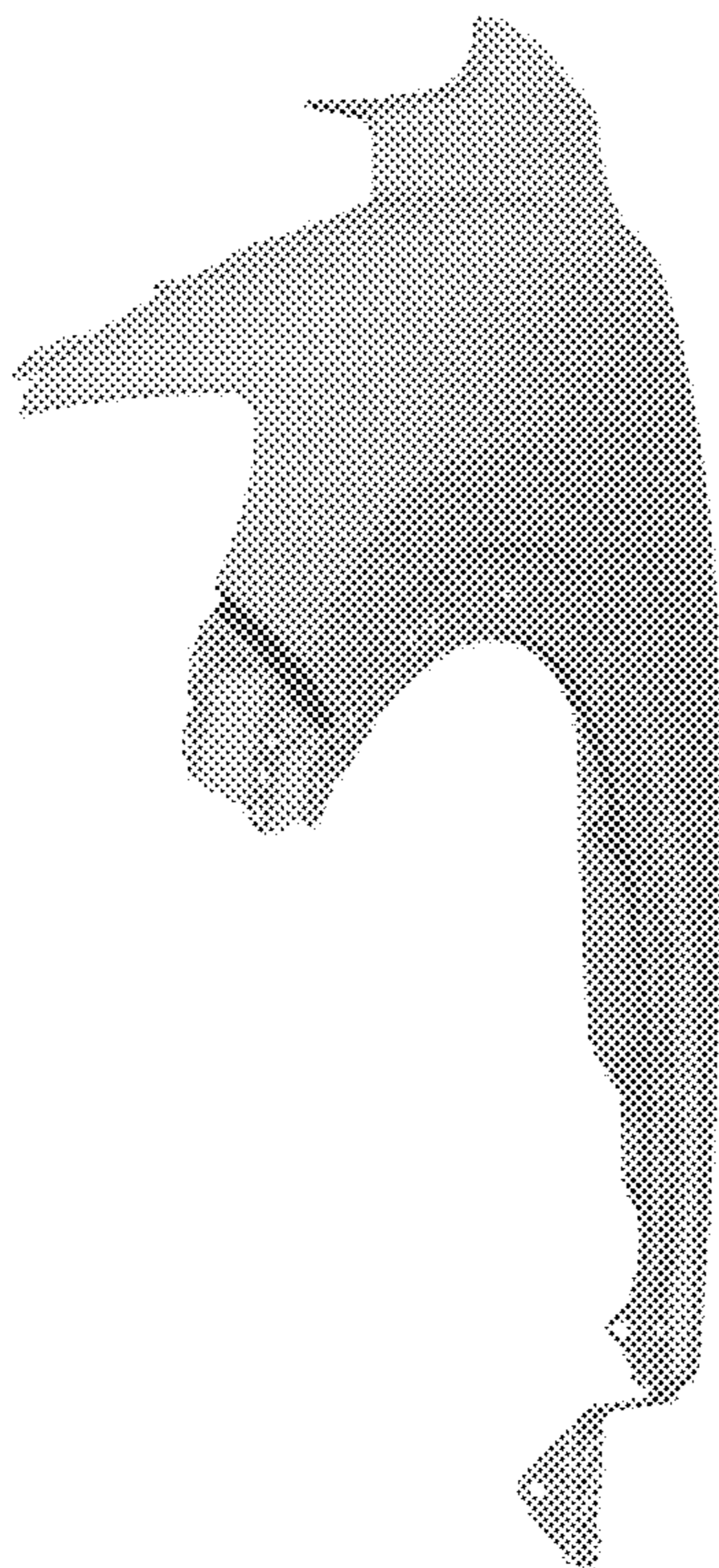


FIG.2




FIG.3

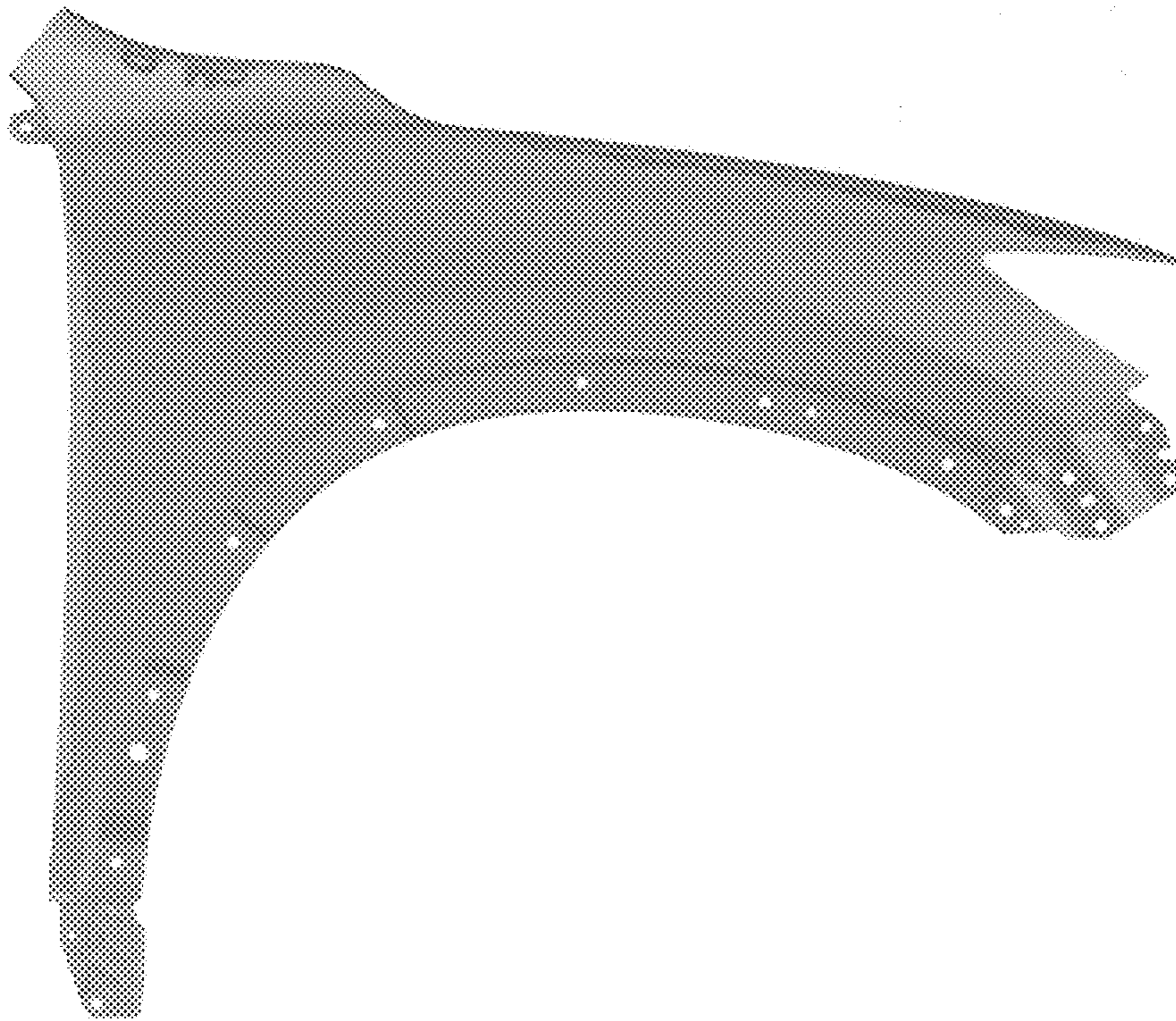


FIG.4




FIG. 5




FIG. 6




FIG. 7




FIG. 8