

US00D669818S

(12) **United States Design Patent**
Bennett

(10) **Patent No.:** **US D669,818 S**

(45) **Date of Patent:** **** Oct. 30, 2012**

(54) **FLAG**

(76) Inventor: **Nicolette B. Bennett**, Greenville, AL
(US)

(**) Term: **14 Years**

(21) Appl. No.: **29/411,967**

(22) Filed: **Jan. 27, 2012**

(51) **LOC (9) Cl.** **11-05**

(52) **U.S. Cl.** **D11/165**

(58) **Field of Classification Search** D11/165–184;
D20/16, 17, 27, 28, 41–43; 40/218, 584,
40/604, 606.1, 606.15, 607.01, 607.03, 607.05;
116/173–175; 248/200, 218.4, 511, 518–521,
248/534–539

See application file for complete search history.

(56) **References Cited**

U.S. PATENT DOCUMENTS

D3,385 S *	2/1869	Farrell	D20/23
D3,999 S *	4/1870	Wilson	D30/199
D9,169 S *	3/1876	Wiedmann	D11/108
178,699 A *	6/1876	Young et al.	40/584
216,771 A *	6/1879	Tuchfarber	40/584
D38,400 S *	1/1907	Codman	D11/184
D45,731 S *	5/1914	Struogis	D11/174
1,212,392 A *	1/1917	Palm, Jr.	40/584
D62,616 S *	7/1923	MacMillen	D20/10
D189,635 S *	1/1961	Long	D20/43
D218,585 S *	9/1970	Longley	D20/42

D292,782 S *	11/1987	Restrepo	D11/182
D344,470 S *	2/1994	Sullivan	D11/168
D447,054 S *	8/2001	Hill	D9/434
D450,777 S *	11/2001	Nocik	D20/42
D565,113 S *	3/2008	Fischer, III	D20/13

* cited by examiner

Primary Examiner — Karen S Acker

(74) *Attorney, Agent, or Firm* — Angela Holt; Bradley Arant
Boult & Cummings LLP

(57) **CLAIM**

The ornamental design for a flag, as shown and described.

DESCRIPTION

FIG. 1 is a front elevational view of a flag shown in a position of use on a flagpole. The broken lines represent environmental subject matter that forms no part of the claim.

FIG. 2 is an enlarged front elevational view of the flag of FIG. 1.

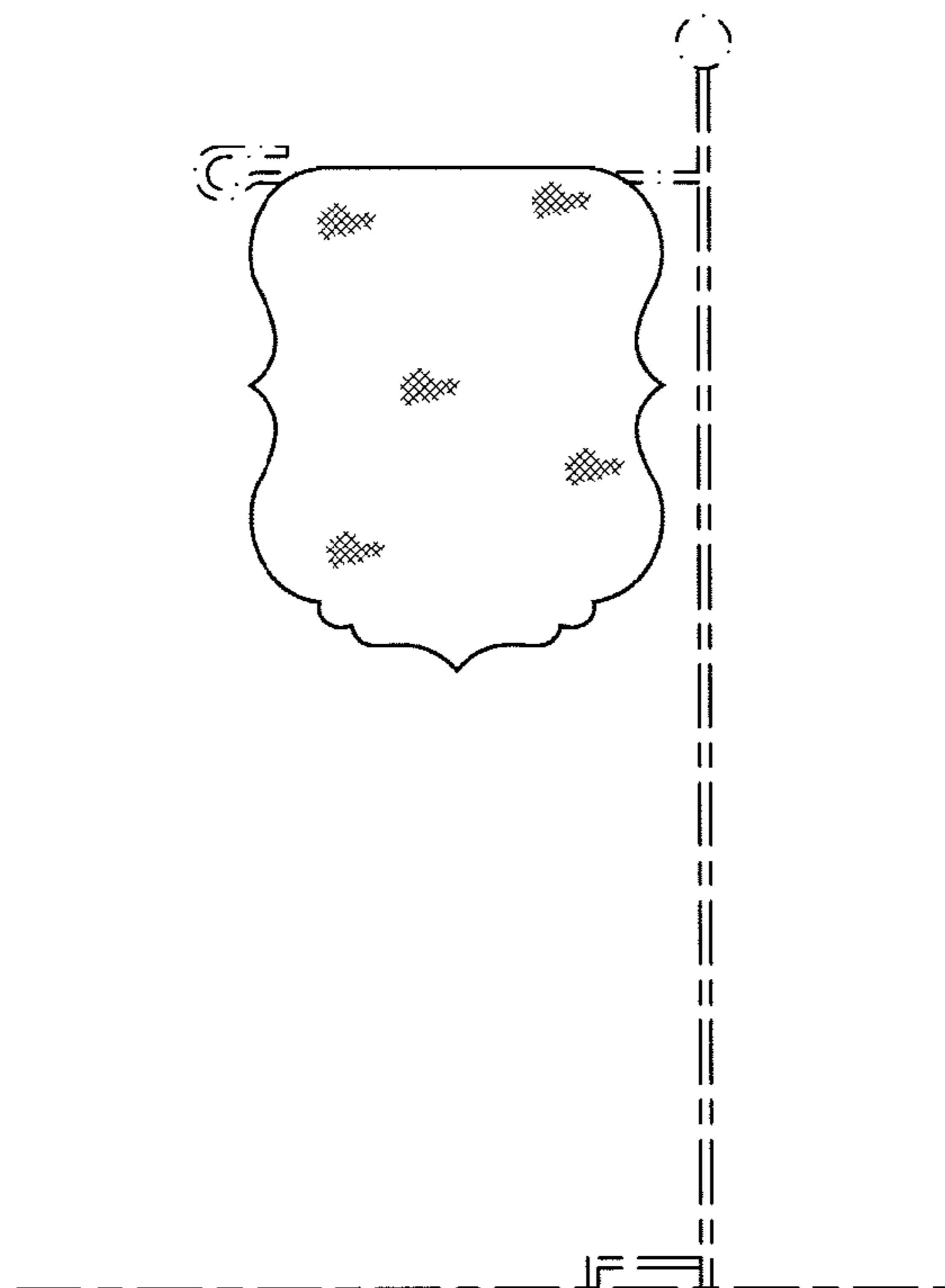
FIG. 3 is a rear elevational view of the flag of FIG. 1 shown in a position of use on a flagpole. The broken lines represent environmental subject matter that forms no part of the claim.

FIG. 4 is a rear elevational view of the flag of FIG. 2.

FIG. 5 is a top plan view of the flag of FIG. 2; and,

FIG. 6 is a right side elevational view of the flag of FIG. 2. The left side elevational view is identical to the right side elevational view.

1 Claim, 2 Drawing Sheets



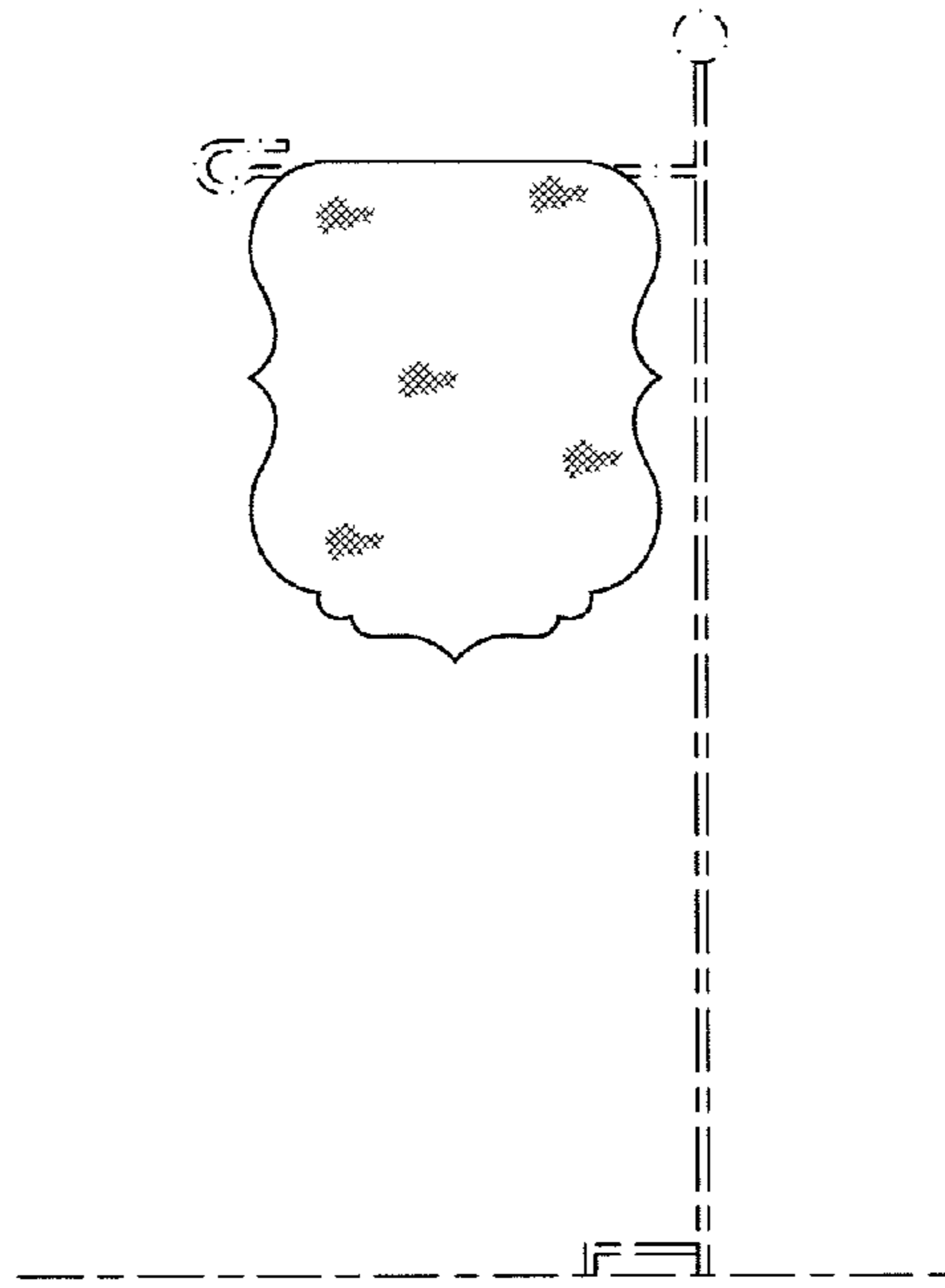


Fig. 1




Fig. 2


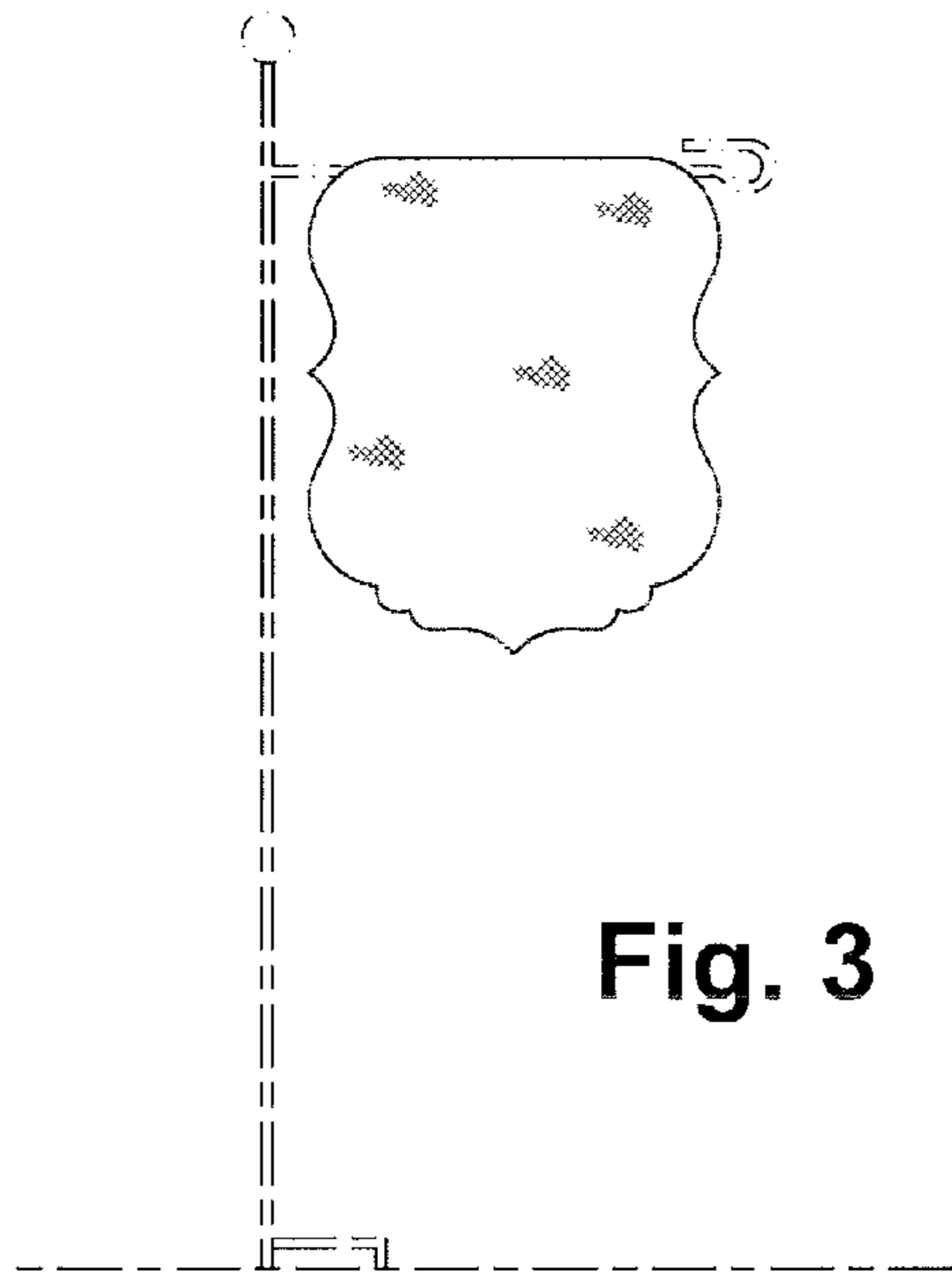


Fig. 5

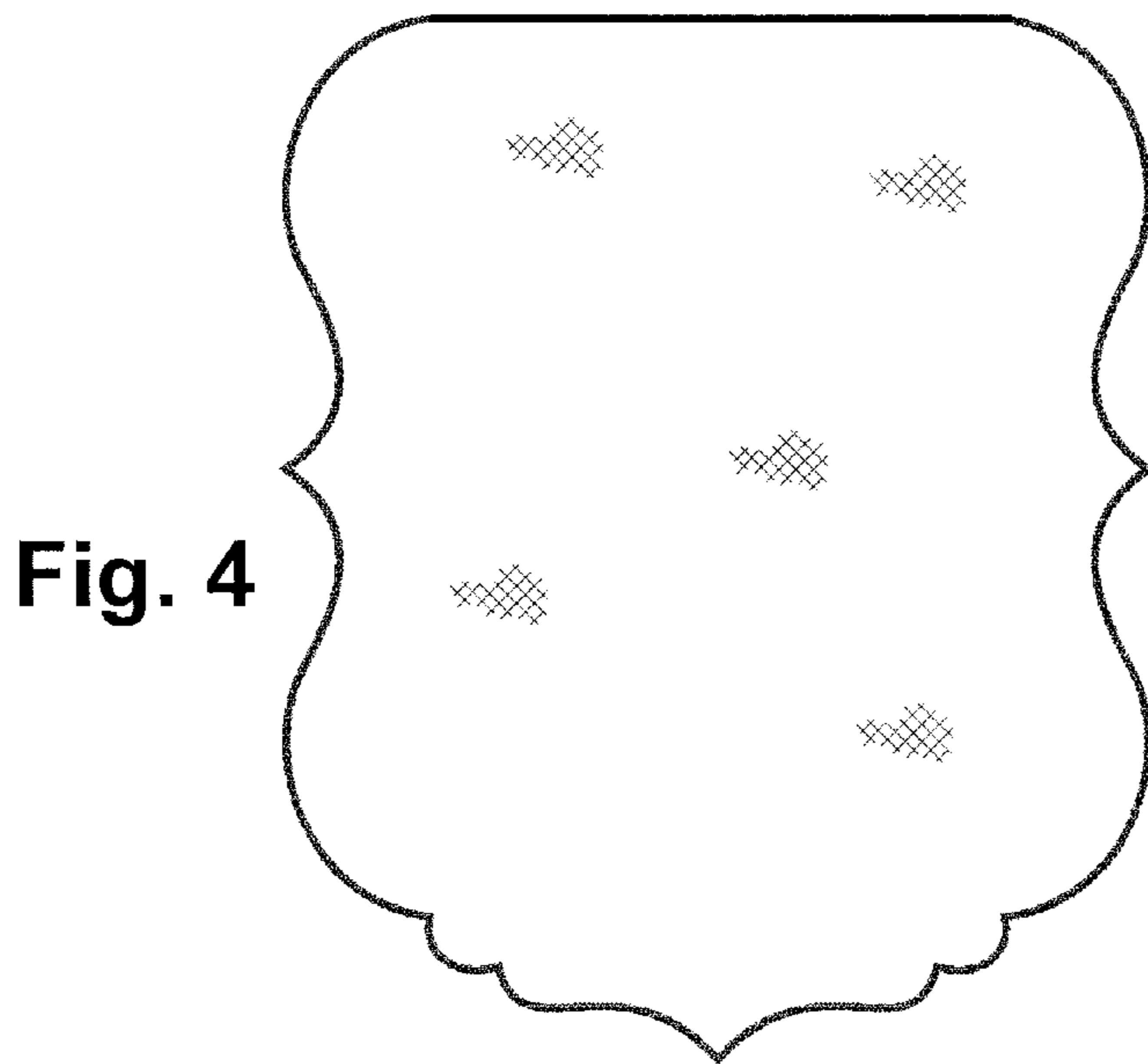


Fig. 6