



US00D669789S

(12) **United States Design Patent**
Jackson et al.

(10) **Patent No.:** **US D669,789 S**

(45) **Date of Patent:** **** *Oct. 30, 2012**

(54) **BOTTLE**

(75) Inventors: **Stacy Leigh Jackson**, Maineville, OH (US); **Kerry Lloyd Weaver**, Florence, KY (US); **Andrew Peter Heidel**, Cincinnati, OH (US); **Paul Frank Diehl**, Brooklyn, NY (US)

(73) Assignee: **The Procter & Gamble Company**, Cincinnati, OH (US)

(*) Notice: This patent is subject to a terminal disclaimer.

(**) Term: **14 Years**

(21) Appl. No.: **29/423,122**

(22) Filed: **May 29, 2012**

Related U.S. Application Data

(62) Division of application No. 29/375,556, filed on Sep. 24, 2010, now Pat. No. Des. 662,828.

(51) **LOC (9) Cl.** **09-01**

(52) **U.S. Cl.** **D9/542; D9/563; D9/564; D9/565; D9/574**

(58) **Field of Classification Search** D9/516, D9/529-530, 541-544, 550, 552, 563-565, D9/571-575, 682-694; 215/379, 381-382, 215/384; 220/660, 662, 669

See application file for complete search history.

(56) **References Cited**

U.S. PATENT DOCUMENTS

D185,526 S *	6/1959	Alvey	D9/542
D195,371 S	6/1963	Torongo		
D207,510 S	4/1967	Roberts		
D208,010 S	6/1967	Beeman		
D210,271 S	2/1968	Sterges et al.		
D211,002 S	5/1968	Vanderhyde		
D211,683 S	7/1968	Johnson et al.		
D212,183 S *	9/1968	Hileman	D9/543

D212,458 S	10/1968	Sterges		
D217,331 S	4/1970	Bernhard		
D222,339 S	10/1971	Plummer		
D229,544 S	12/1973	Weckman		
D234,250 S *	2/1975	Holzaepfel	D9/540
D238,854 S	2/1976	Britt		
D241,620 S *	9/1976	Koenigsberg	D9/542
D244,350 S	5/1977	Torongo		
D247,093 S	1/1978	Torongo et al.		
D285,054 S	8/1986	Stones		
D289,979 S	5/1987	Crawford		
D352,246 S	11/1994	Samimi et al.		

(Continued)

FOREIGN PATENT DOCUMENTS

CA 91587 2/2001

OTHER PUBLICATIONS

U.S. Appl. No. 29/376,118, filed Oct. 1, 2010, Kreider, et al.

(Continued)

Primary Examiner — Carol P Rademaker

(74) *Attorney, Agent, or Firm* — James F. McBride; Steven W. Miller

(57) **CLAIM**

The ornamental design for a bottle, as shown and described.

DESCRIPTION

FIG. 1 is a top, front, and right side perspective view of the present invention;

FIG. 2 is a front elevational view thereof;

FIG. 3 is a back elevational view thereof;

FIG. 4 is a left side elevational view thereof;

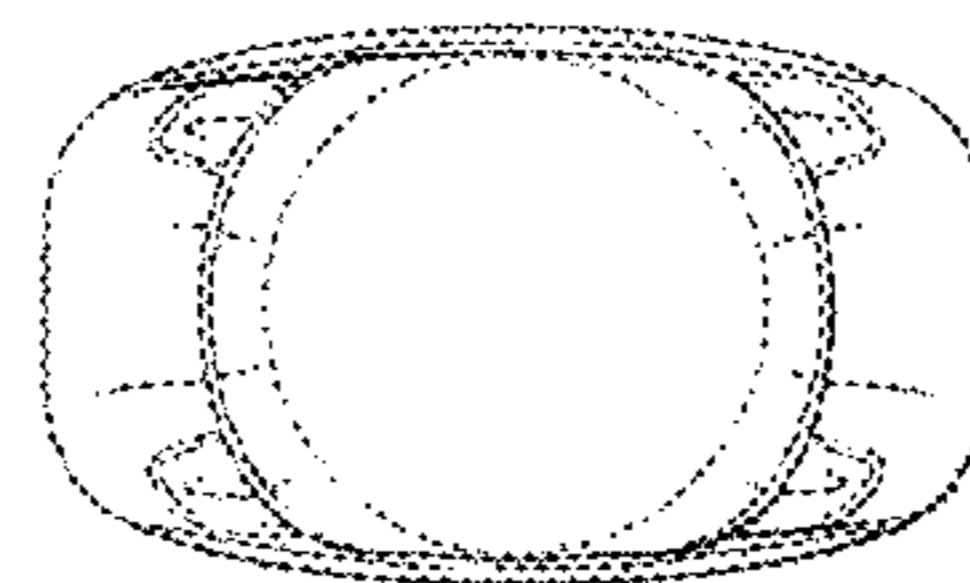
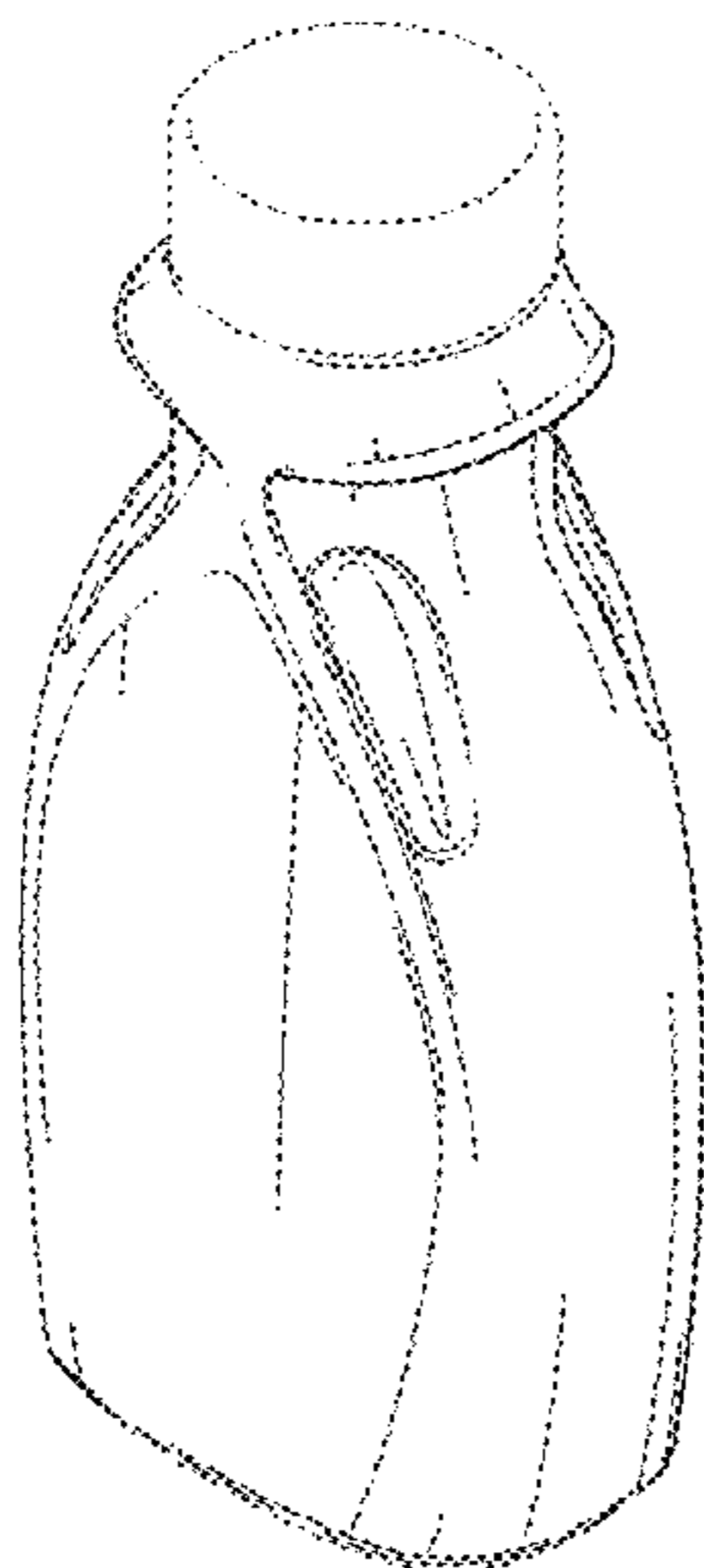
FIG. 5 is a right side elevational view thereof;

FIG. 6 is a top plan view thereof; and,

FIG. 7 is a bottom plan view thereof.

The broken lines shown in the drawings are included for the purpose of illustrating environmental structure and form no part of the claimed design.

1 Claim, 5 Drawing Sheets



US D669,789 S

Page 2

U.S. PATENT DOCUMENTS

D426,467 S 6/2000 Harrity et al.
D447,955 S 9/2001 Beaver et al.
D459,231 S * 6/2002 Crawford et al. D9/530
D459,232 S * 6/2002 Crawford et al. D9/552 X
D498,145 S 11/2004 McLeish
D510,033 S 9/2005 McLeish
D559,115 S * 1/2008 Heisner D9/560
D565,422 S 4/2008 Cowan-Hughes et al.
D590,268 S 4/2009 Floyd et al.
D590,711 S 4/2009 Floyd et al.
D591,608 S 5/2009 Marotti et al.
D592,054 S 5/2009 Floyd et al.
D592,063 S 5/2009 Floyd et al.
D594,341 S * 6/2009 Casey et al. D9/565 X
D596,947 S 7/2009 Mengeu et al.
D597,847 S 8/2009 Floyd et al.
D598,284 S 8/2009 Floyd et al.
D601,907 S 10/2009 Gainey et al.
D607,339 S 1/2010 Sanborn et al.
D609,096 S 2/2010 Floyd
D609,565 S 2/2010 Floyd et al.

D614,959 S 5/2010 Floyd et al.
D614,960 S 5/2010 Floyd et al.
D620,803 S * 8/2010 Carnduff et al. D9/542
7,857,168 B2 12/2010 Horstman et al.
7,892,383 B2 2/2011 Broad et al.
7,955,469 B2 6/2011 Broad et al.
D654,371 S 2/2012 Geeraert et al.
D654,800 S * 2/2012 Geeraert et al. D9/574 X
D657,255 S 4/2012 Weaver et al.
D657,256 S 4/2012 Weaver et al.
D657,678 S 4/2012 Heidel et al.
D660,167 S 5/2012 Weaver et al.
D660,713 S 5/2012 Weaver et al.
2010/0107341 A1 5/2010 Floyd et al.
2011/0062109 A1 3/2011 Horstman et al.
2011/0067809 A1 3/2011 Broad
2011/0120642 A1 5/2011 Broad et al.
2011/0203730 A1 8/2011 Broad et al.

OTHER PUBLICATIONS

U.S. Appl. No. 29/354,962, filed Feb. 1, 2010, Heidel, et al.

* cited by examiner

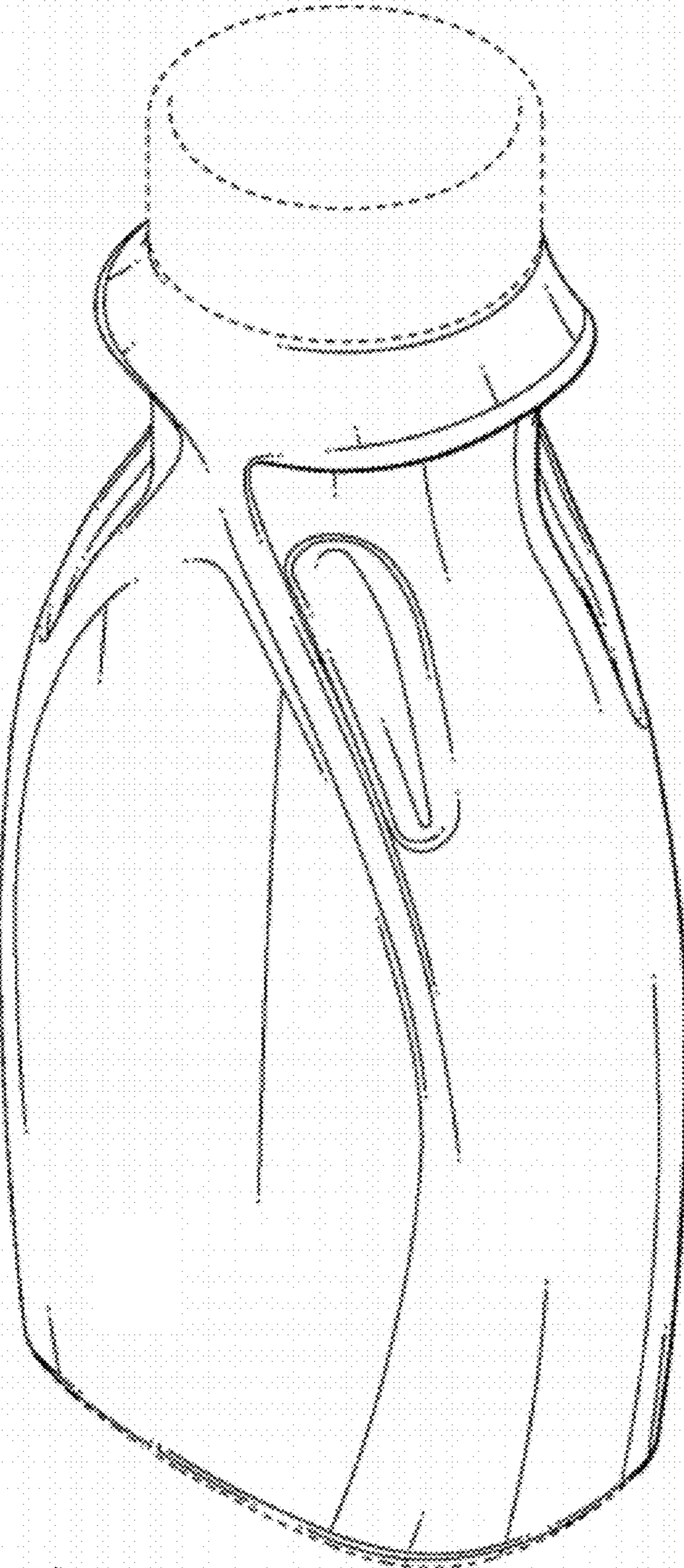


Fig. 1

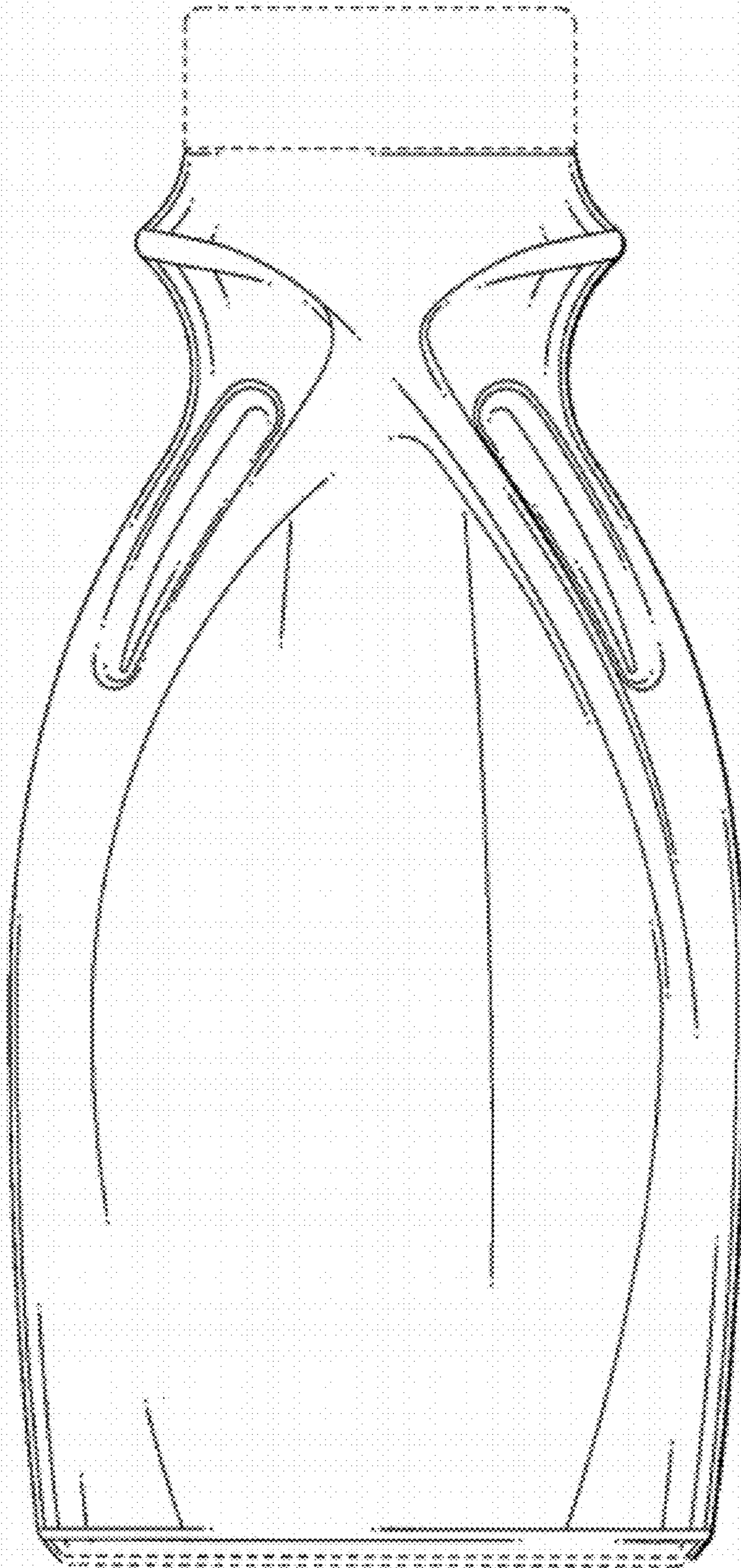


Fig. 2

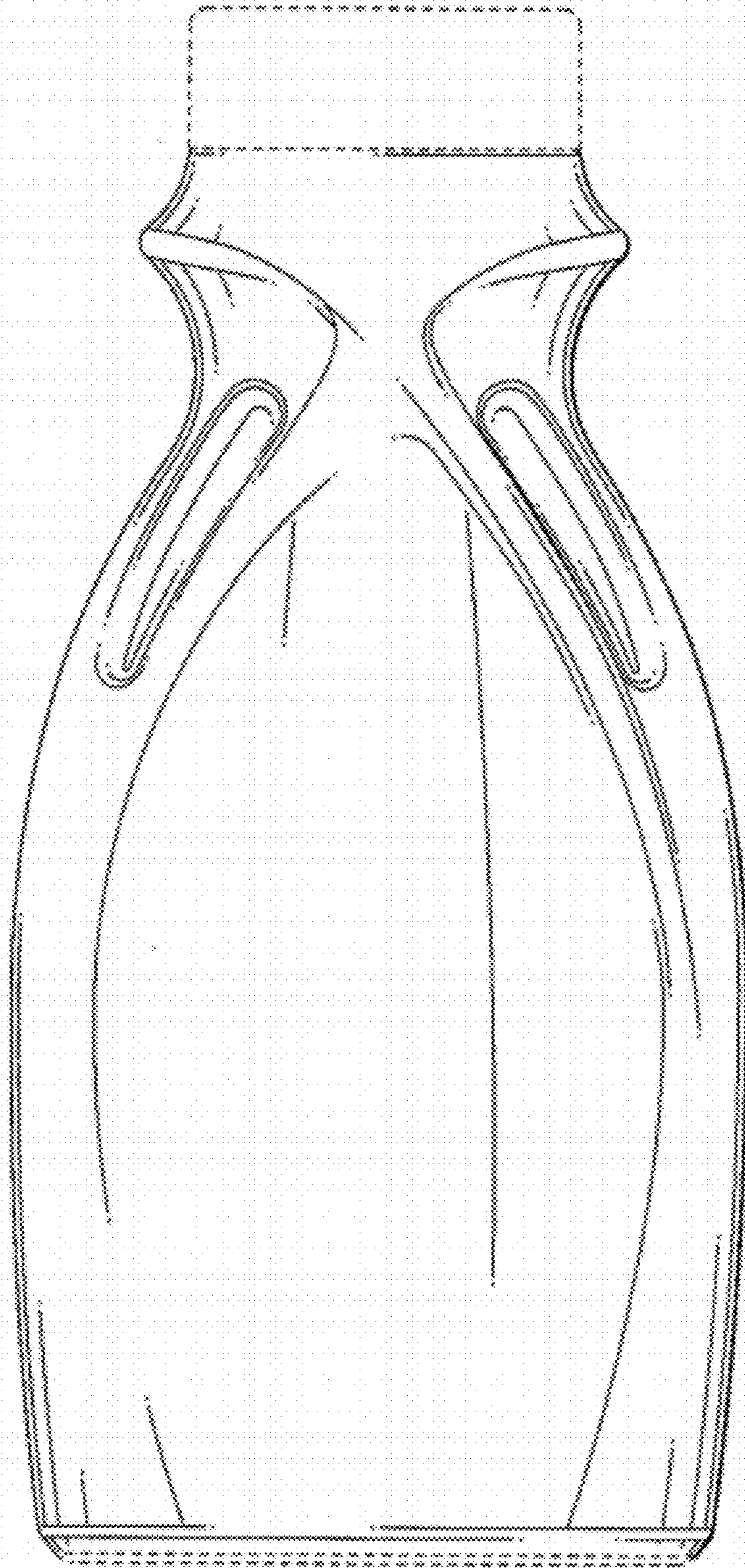


Fig. 3

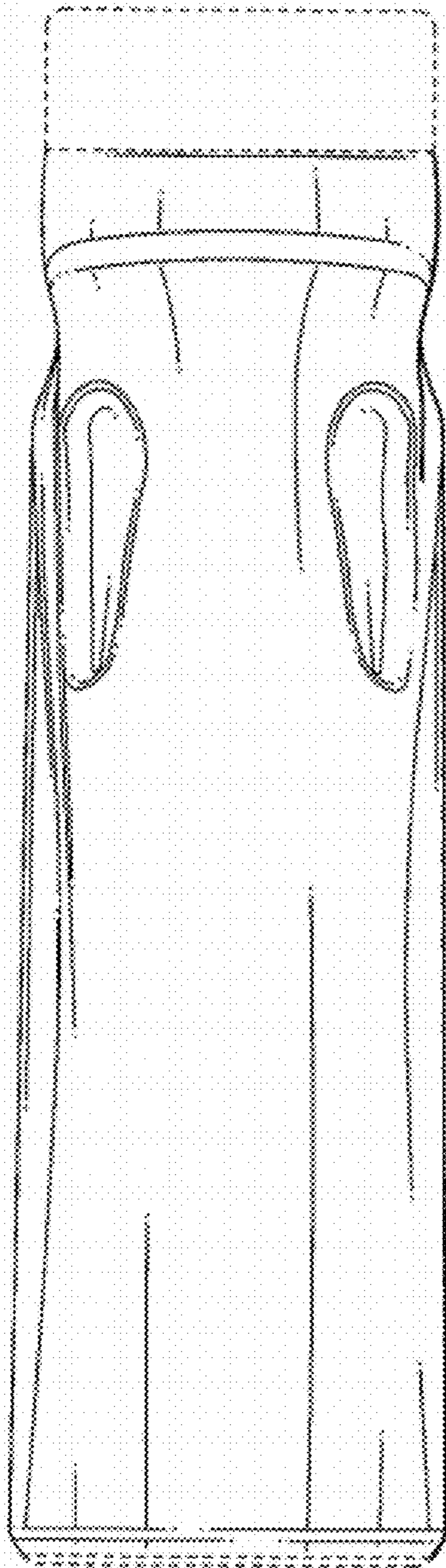


Fig. 4

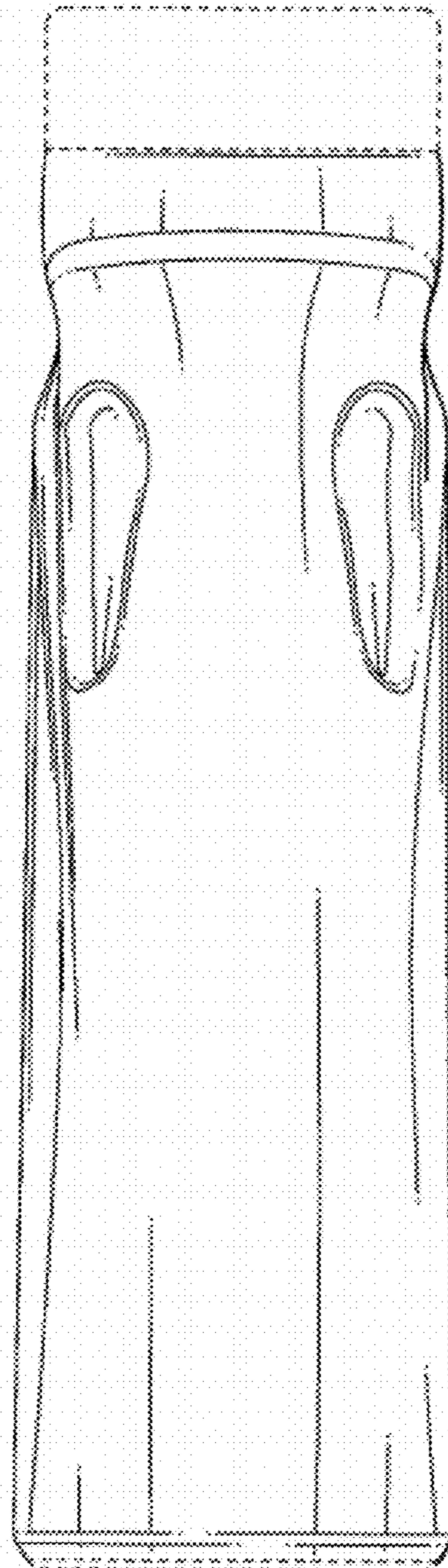


Fig. 5

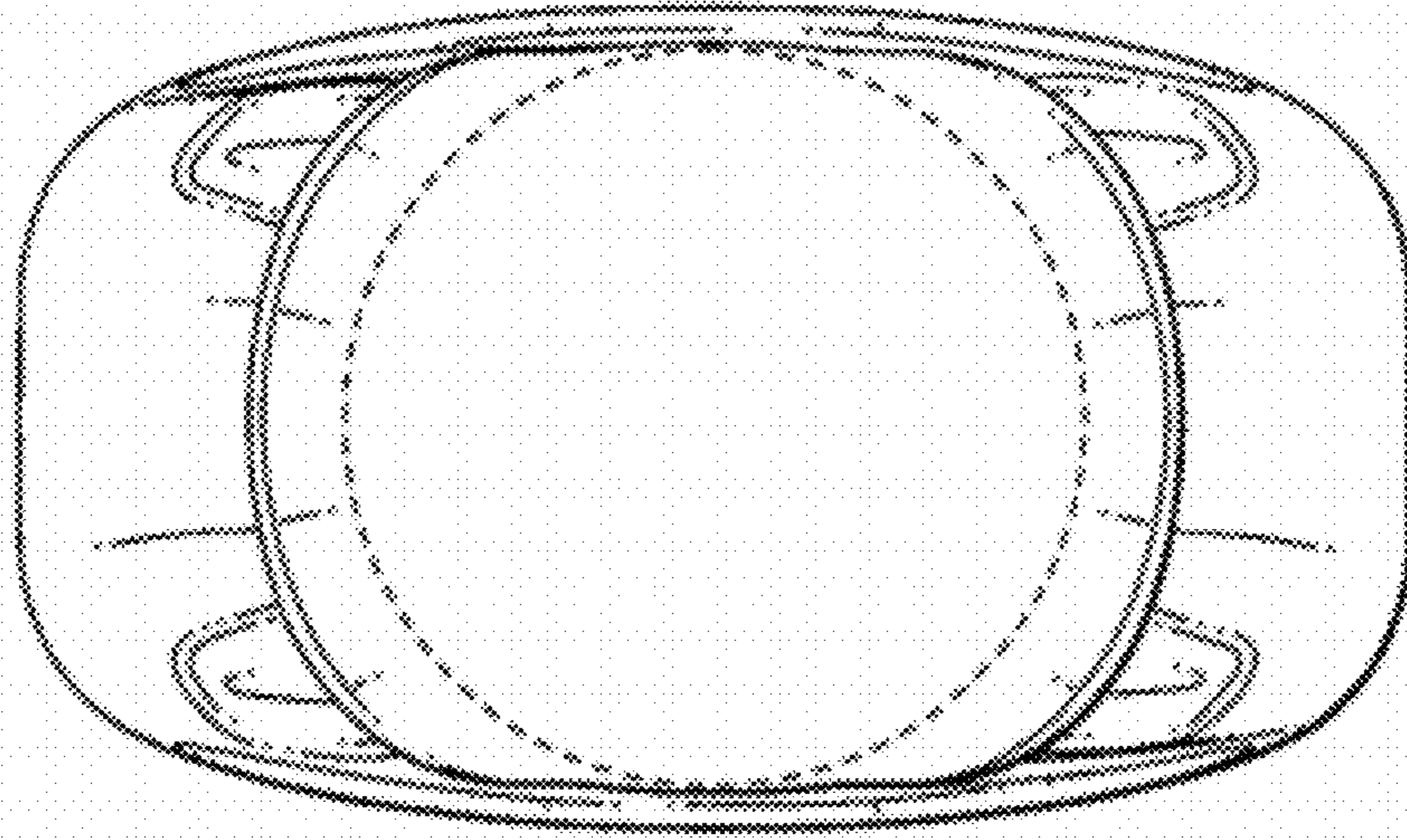


Fig. 6

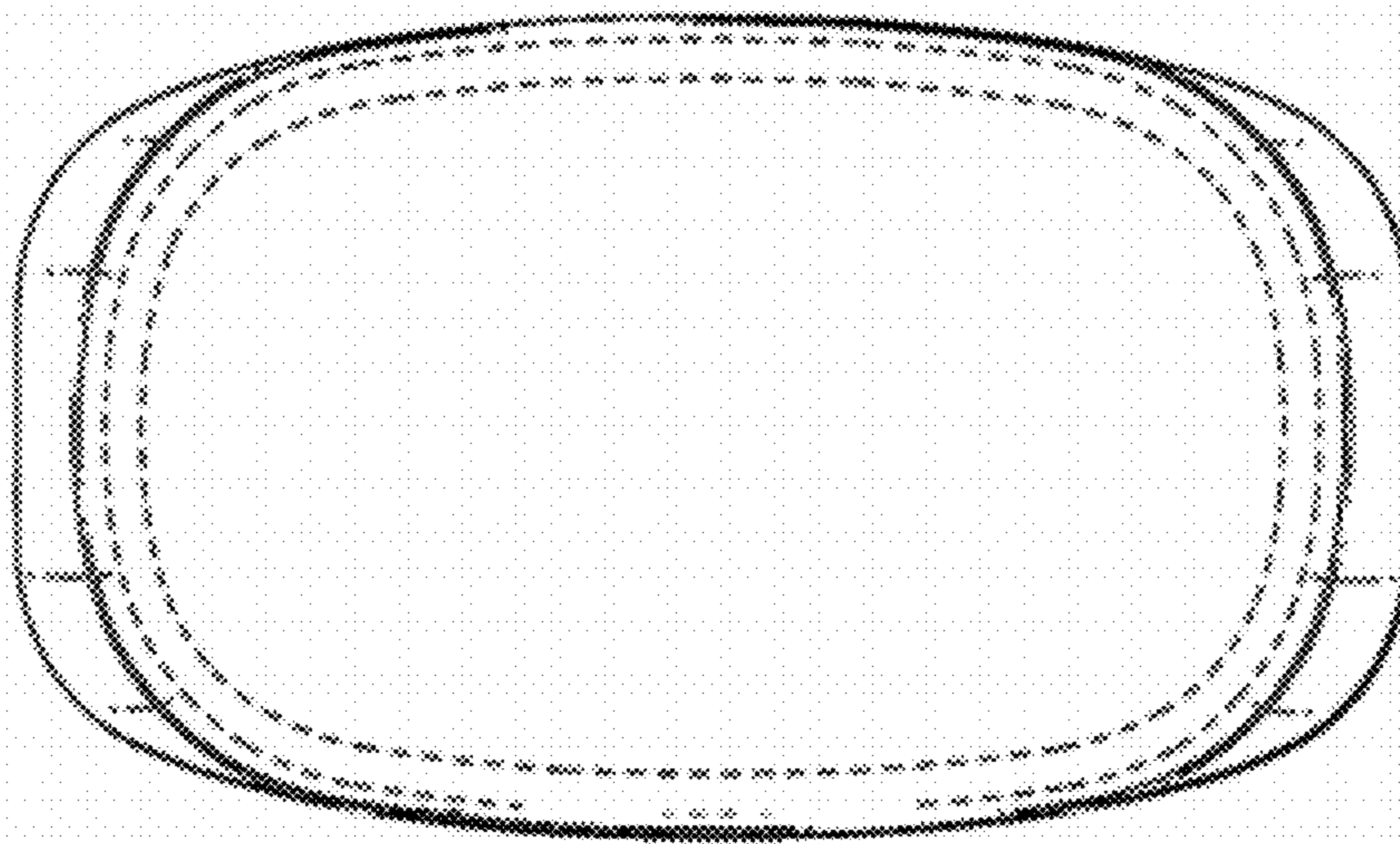


Fig. 7