



US00D669768S

(12) **United States Design Patent**
Tawil

(10) **Patent No.:** **US D669,768 S**

(45) **Date of Patent:** **** Oct. 30, 2012**

- (54) **OVER-THE-DOOR HOOK RACK**
- (75) Inventor: **Joseph Tawil**, Brooklyn, NY (US)
- (73) Assignee: **IDP L.L.C.**, New York, NY (US)
- (**) Term: **14 Years**
- (21) Appl. No.: **29/388,046**
- (22) Filed: **Mar. 23, 2011**
- (51) **LOC (9) Cl.** **08-05**
- (52) **U.S. Cl.** **D8/372**
- (58) **Field of Classification Search** D6/512-514,
D6/566, 553, 567, 569, 315, 320, 327, 565;
D8/349, 354, 367, 372; 248/301-304, 309.1,
248/309.2; 211/13.1, 30, 32, 70.6, 56.01,
211/87.01, 181.1

D481,928 S *	11/2003	Goodman et al.	D8/372
D491,445 S *	6/2004	Clucas	D8/372
D555,366 S *	11/2007	Goodman et al.	D6/323
D582,761 S *	12/2008	Goodman et al.	D8/372
D608,579 S *	1/2010	Goodman et al.	D6/569
D612,228 S *	3/2010	Goodman et al.	D8/372
D631,334 S *	1/2011	Goodman et al.	D8/367
D641,230 S *	7/2011	Goodman et al.	D8/367

* cited by examiner

Primary Examiner — Robert M Spear

Assistant Examiner — Rashida C McCoy

(74) *Attorney, Agent, or Firm* — Kirschstein, et al.

See application file for complete search history.

(56) **References Cited**

U.S. PATENT DOCUMENTS

D1,560 S *	4/1862	Sargent	D8/365
D49,796 S *	10/1916	Dishier	D8/363
D150,697 S *	8/1948	Judd	D6/323
D152,598 S *	2/1949	Cronen	D6/565
D206,587 S *	1/1967	Nathanson	D8/367
D466,396 S *	12/2002	Snell	D8/372
D470,394 S *	2/2003	Harwanko	D8/372
D473,454 S *	4/2003	Goodman et al.	D8/370

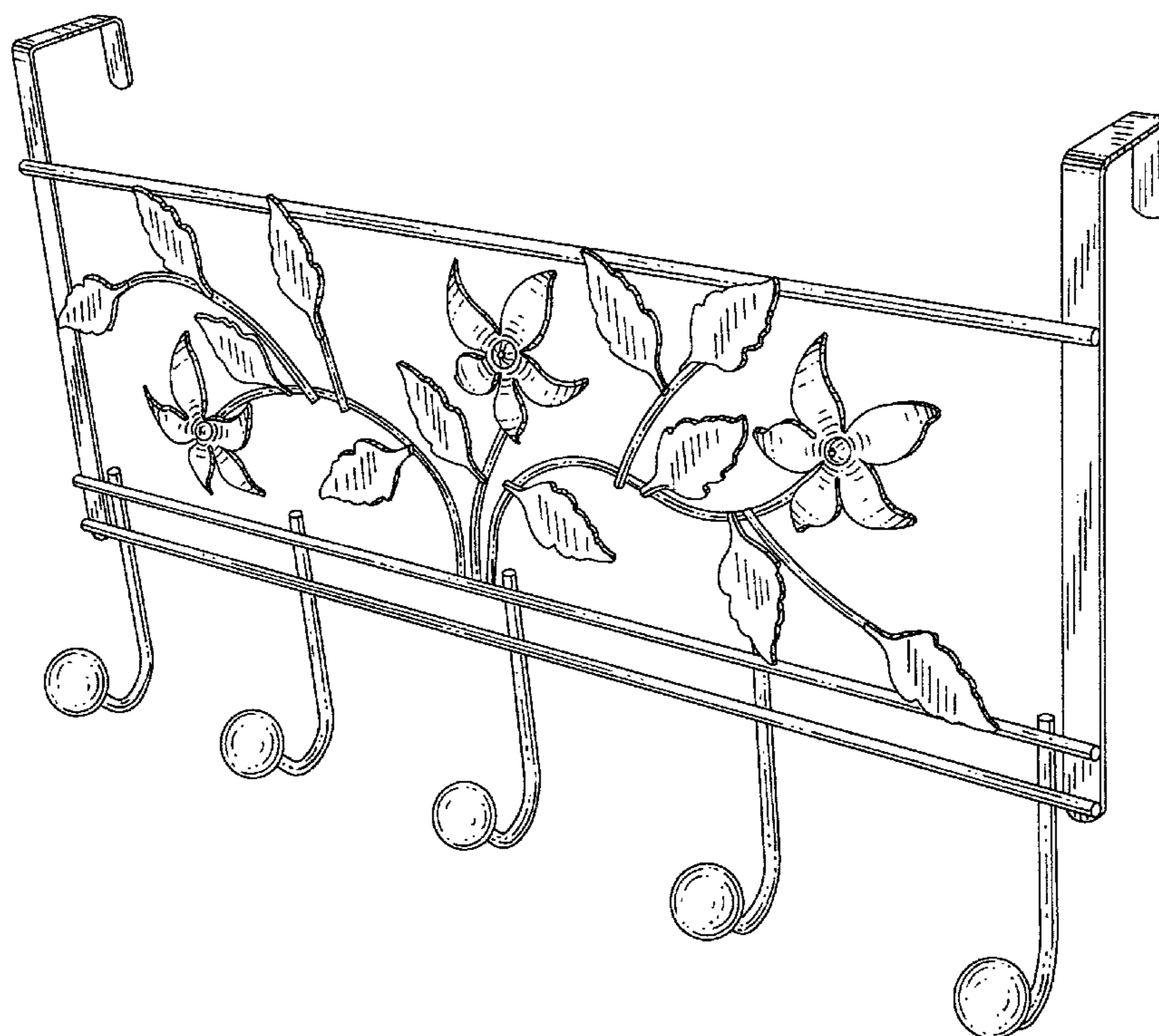
(57) **CLAIM**

The ornamental design for an over-the-door hook rack, as shown.

DESCRIPTION

FIG. 1 is a perspective view of an over-the-door hook rack according to my new design;
 FIG. 2 is a top plan view thereof;
 FIG. 3 is a front elevational view thereof;
 FIG. 4 is a right side elevational view thereof;
 FIG. 5 is a left side elevational view thereof;
 FIG. 6 is a rear elevational view thereof; and,
 FIG. 7 is a bottom plan view thereof.

1 Claim, 6 Drawing Sheets






FIG. 1

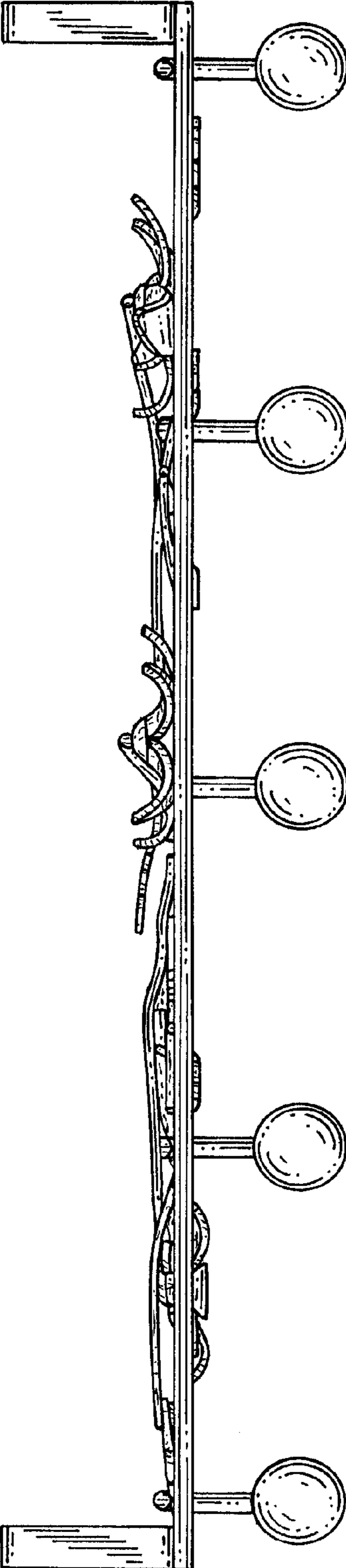


FIG. 2




FIG. 3

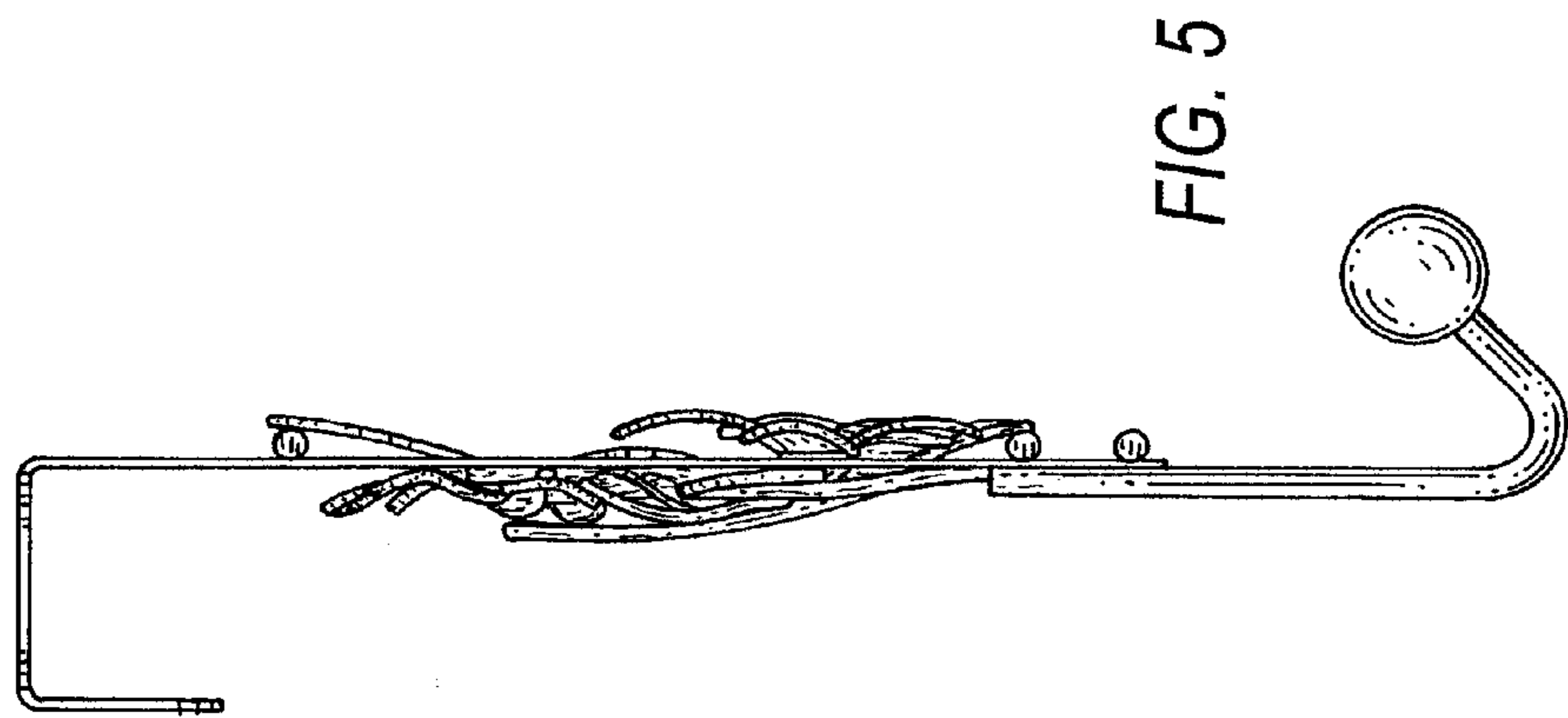


FIG. 5

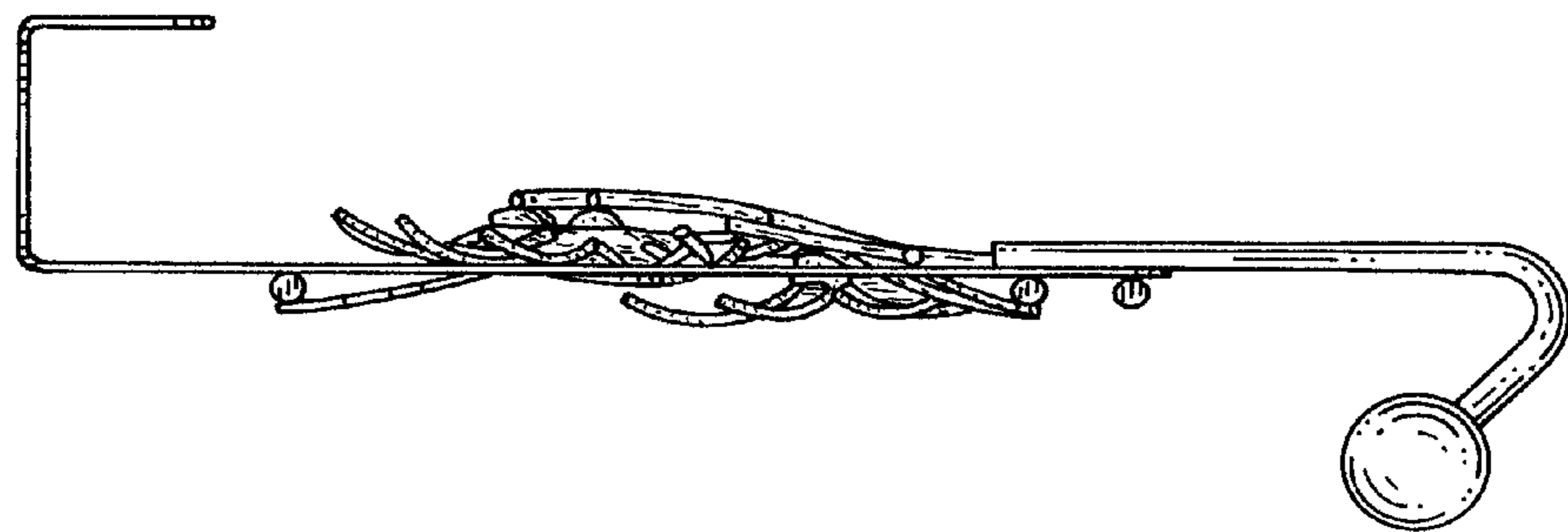


FIG. 4




FIG. 6

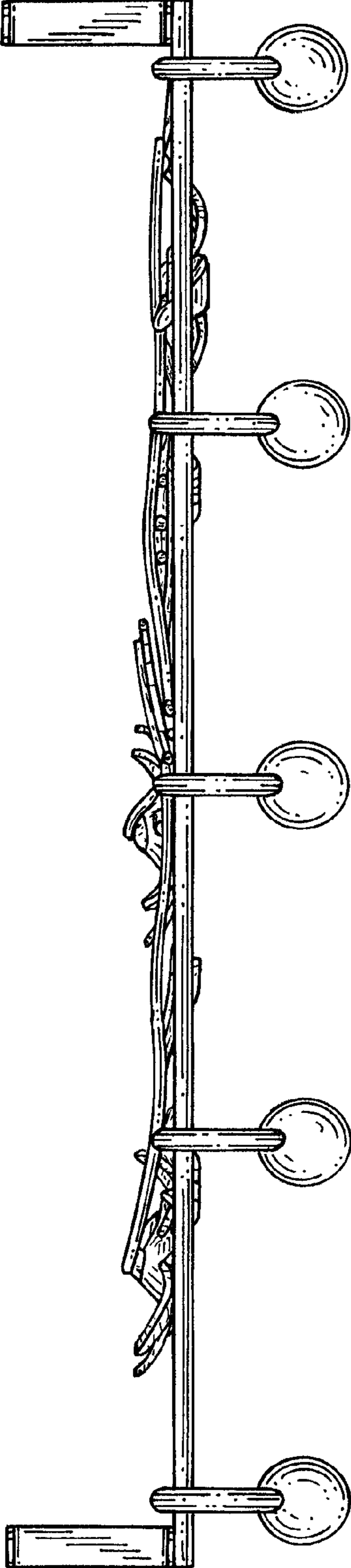


FIG. 7