

US00D669752S

(12) **United States Design Patent**  
**DeMitchell et al.**

(10) **Patent No.:** **US D669,752 S**

(45) **Date of Patent:** **\*\* \*Oct. 30, 2012**

(54) **VERTICAL HYDROPONICS SYSTEM**

(75) Inventors: **Mark DeMitchell**, San Marcos, CA  
(US); **Michael Tarzian**, Carlsbad, CA  
(US)

(73) Assignee: **Infinite Fields, LLC**, San Marcos, CA  
(US)

(\*) Notice: This patent is subject to a terminal disclaimer.

(\*\*) Term: **14 Years**

(21) Appl. No.: **29/403,868**

(22) Filed: **Oct. 12, 2011**

**Related U.S. Application Data**

(63) Continuation-in-part of application No. 12/871,060, filed on Aug. 30, 2010.

(51) **LOC (9) Cl.** ..... **08-01**

(52) **U.S. Cl.** ..... **D8/1**

(58) **Field of Classification Search** ..... D8/1; D11/144,  
D11/164; 47/62 R, 62 A, 62 C, 62 E; 446/168;  
D21/564; 273/120 R

See application file for complete search history.

(56) **References Cited**

**U.S. PATENT DOCUMENTS**

326,078	A *	9/1885	Wood	273/120 R
1,296,129	A *	3/1919	Siegel	273/120 R
D55,401	S *	6/1920	Teats	D21/564
1,615,342	A *	1/1927	Nelson	446/172

1,718,670	A *	6/1929	Van Gaasbeek	273/120
2,409,028	A *	10/1946	Filbrun	446/168
3,660,933	A *	5/1972	Wong, Jr.	47/62 C
3,744,183	A *	7/1973	Kato	47/62 R
D352,478	S *	11/1994	Whittle et al.	D11/144
5,394,647	A *	3/1995	Blackford, Jr.	47/62 A
5,557,884	A *	9/1996	Deppe	47/62 E
6,219,966	B1 *	4/2001	Lapointe et al.	47/62 C
6,247,268	B1 *	6/2001	Auer	47/62 R
6,336,292	B1 *	1/2002	Boxsell	47/62 C
6,574,917	B2 *	6/2003	Boxsell	47/62 C
7,168,206	B2 *	1/2007	Agius	47/62 R
D630,915	S *	1/2011	Buquoi	D8/1
D645,779	S *	9/2011	Bradley et al.	D11/164

\* cited by examiner

*Primary Examiner* — Sheryl Lane

(74) *Attorney, Agent, or Firm* — Manuel F. de la Cerra

(57) **CLAIM**

The ornamental design for a vertical hydroponics system, as shown and described.

**DESCRIPTION**

FIG. 1 is a front perspective view of a vertical hydroponics system.

FIG. 2 is a front elevation view.

FIG. 3 is a rear elevation view

FIG. 4 is a right-side view.

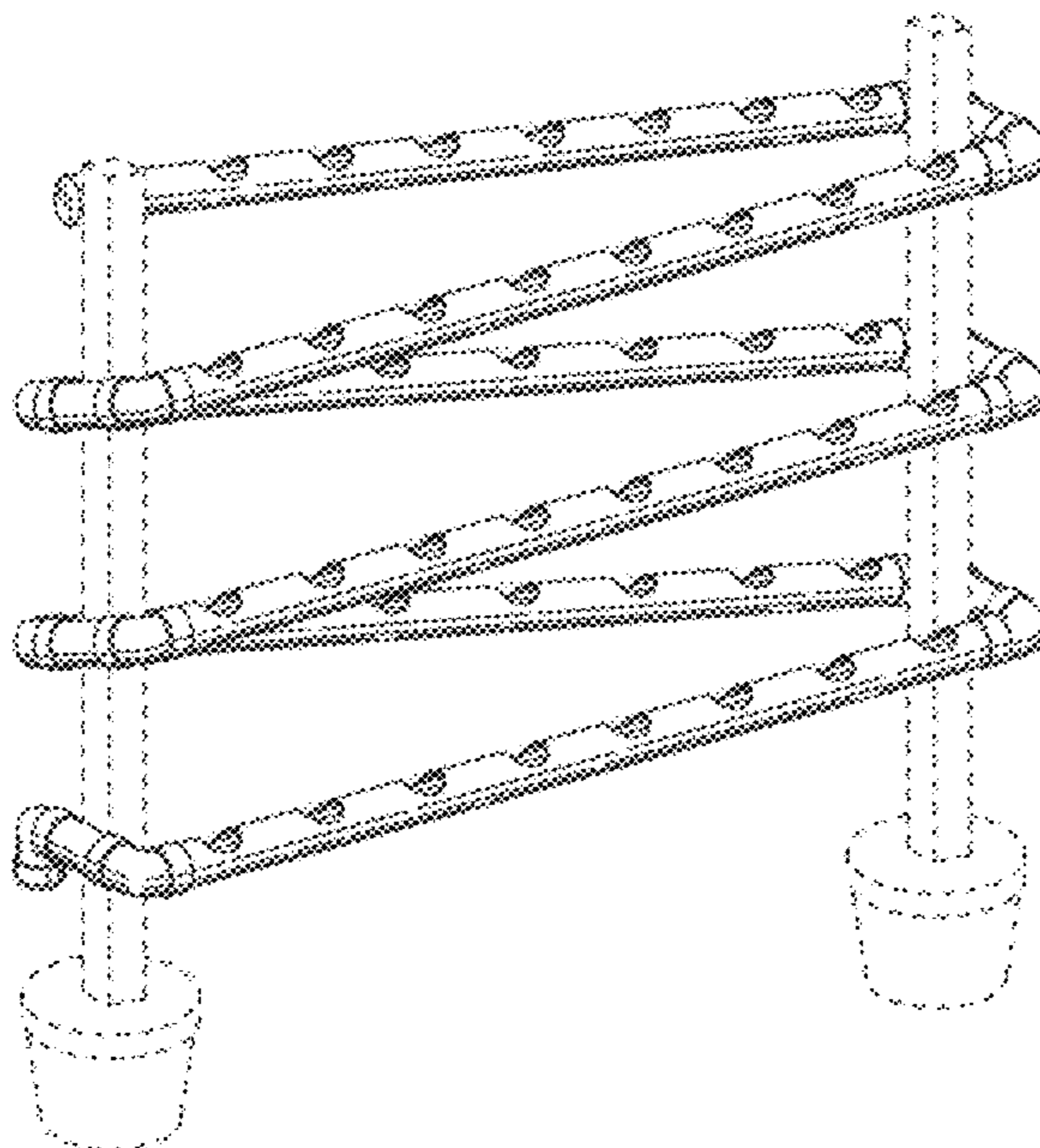
FIG. 5 is a left-side view

FIG. 6 is a top view; and,

FIG. 7 is a bottom view.

The broken line showing of the hydroponics system is included for the purpose of showing portions of the article and forms no part of the claimed design.

**1 Claim, 5 Drawing Sheets**



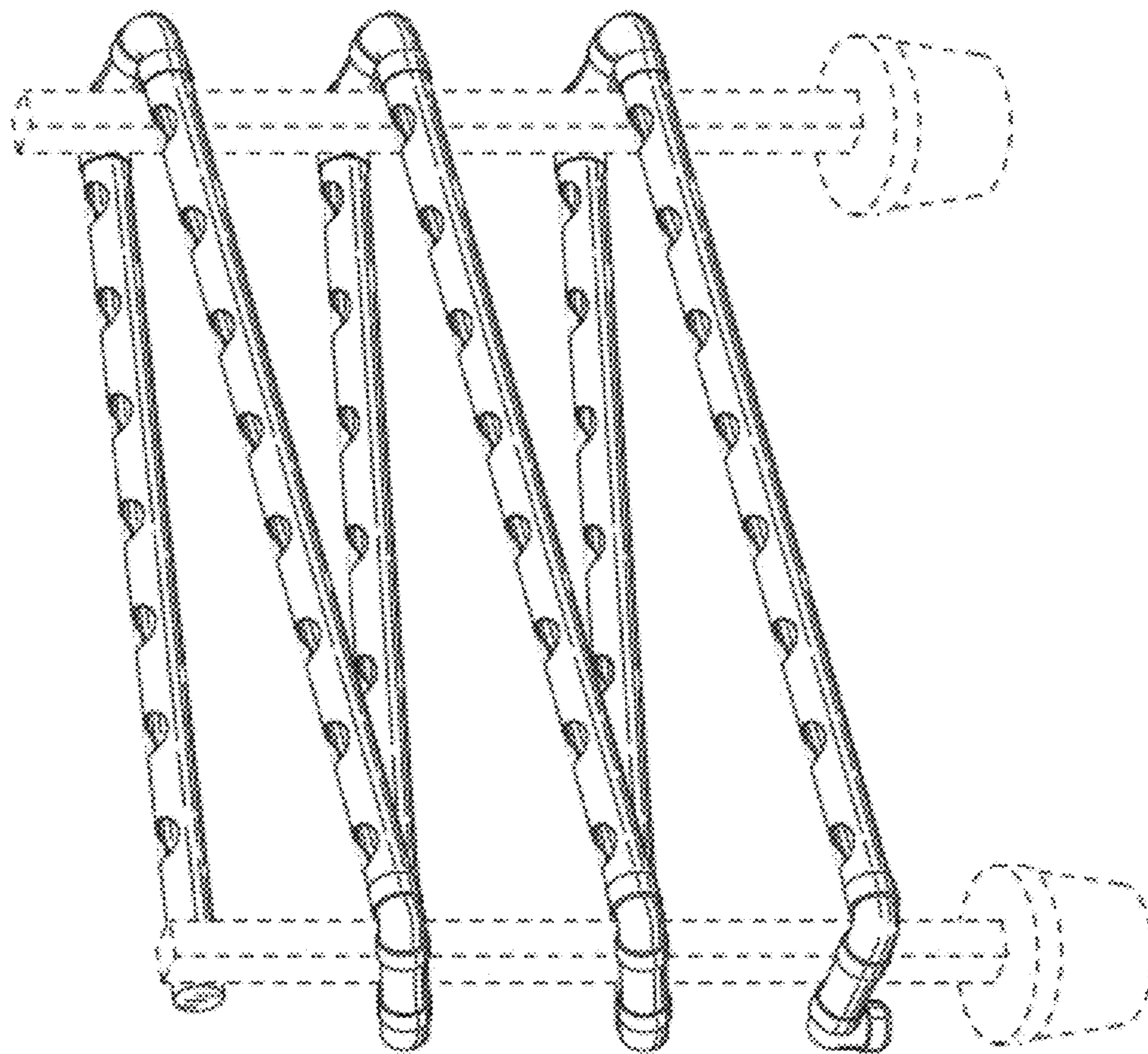


Fig. 1

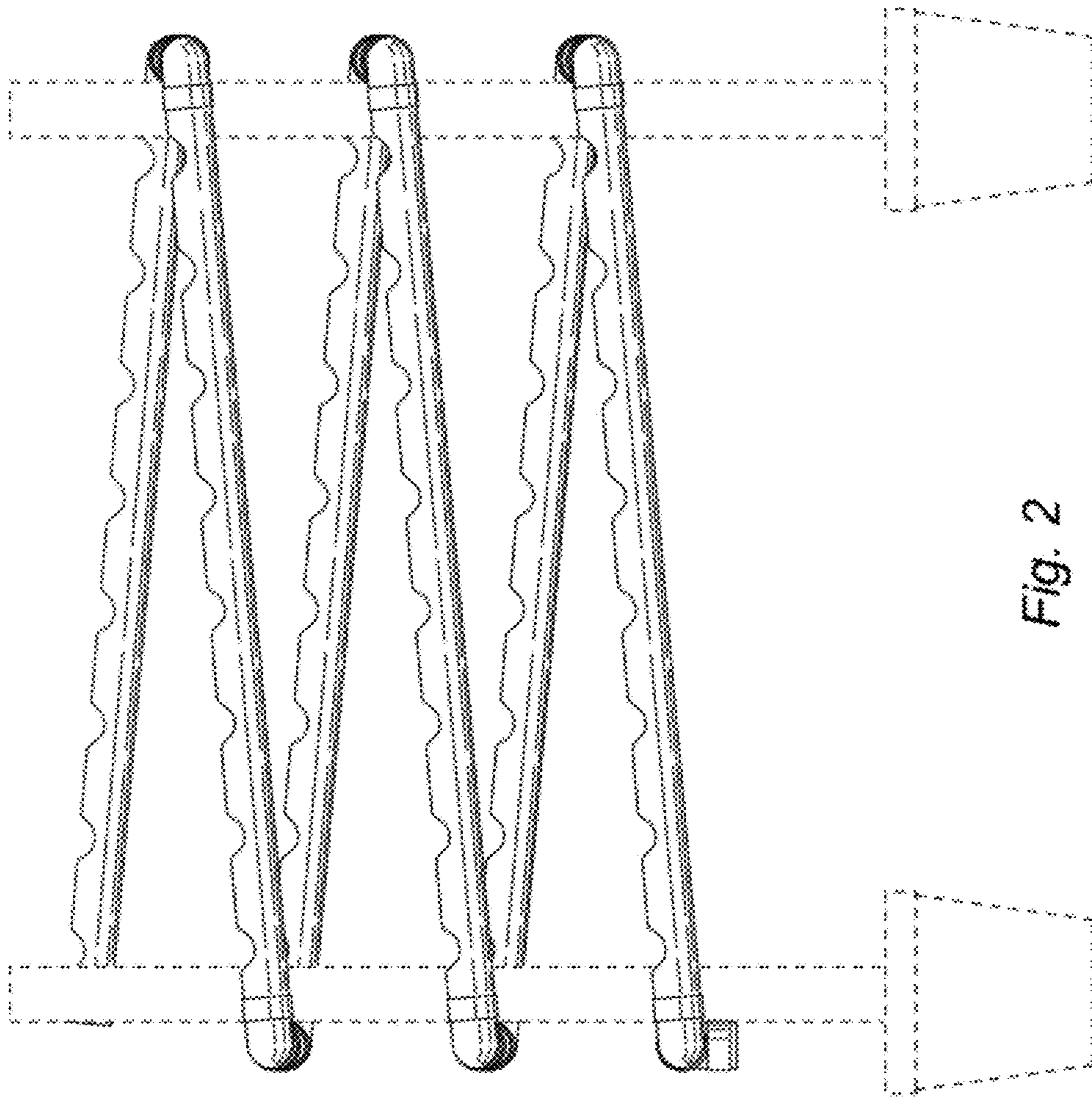


Fig. 2

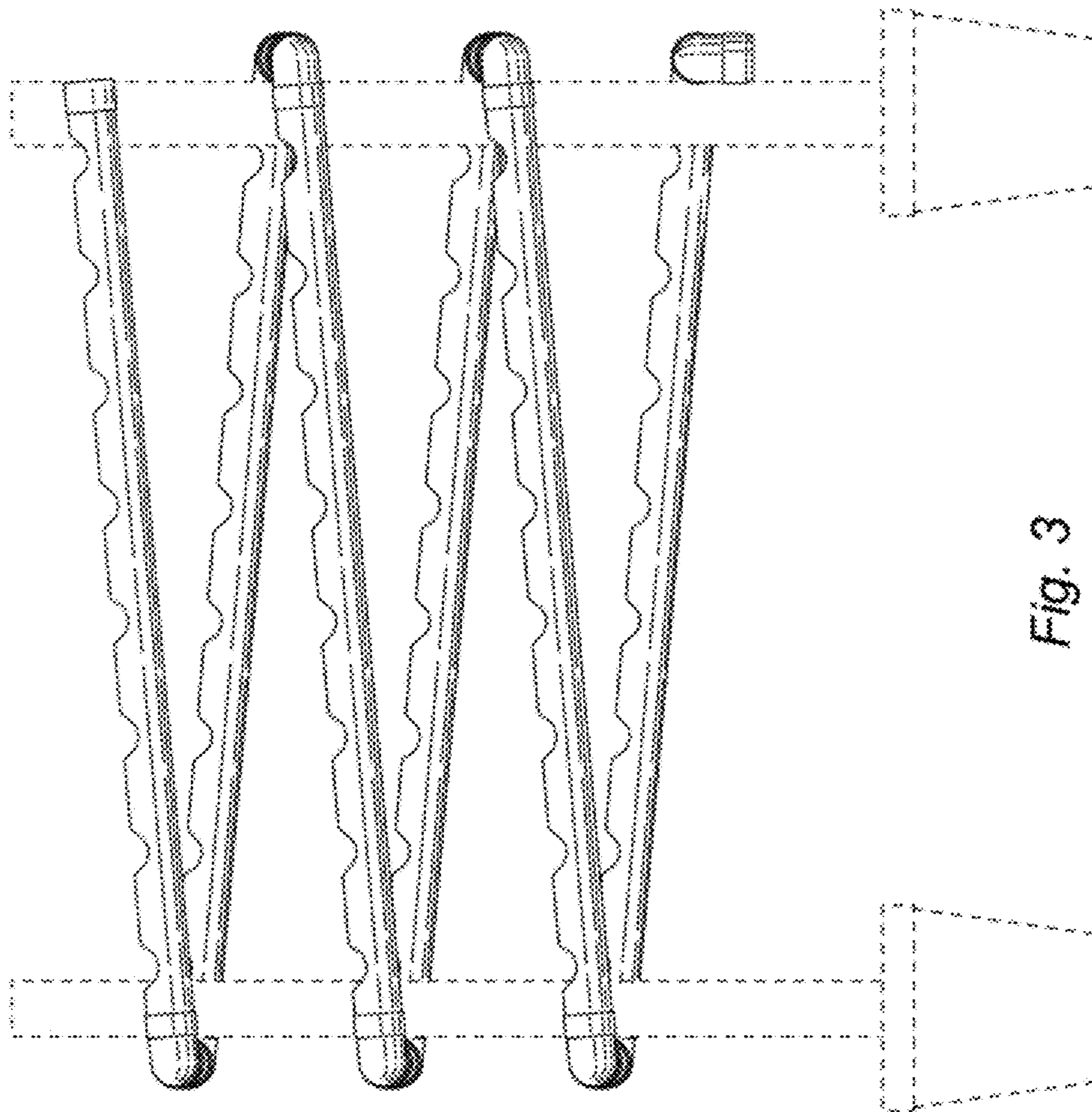


Fig. 3

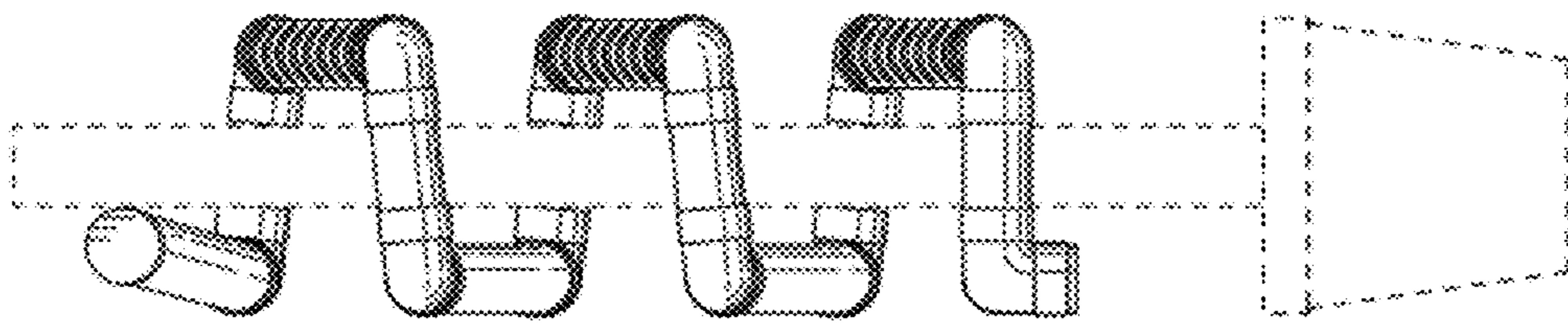


Fig. 5

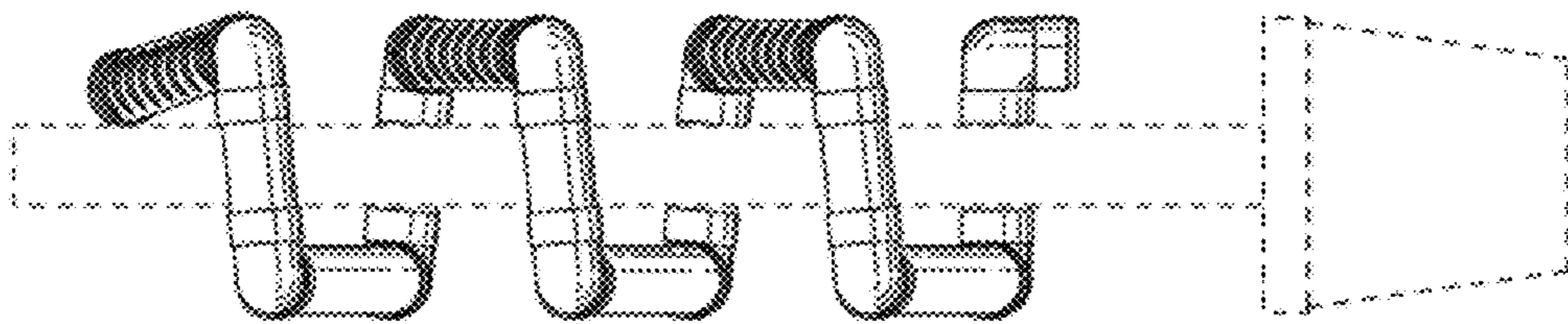


Fig. 4

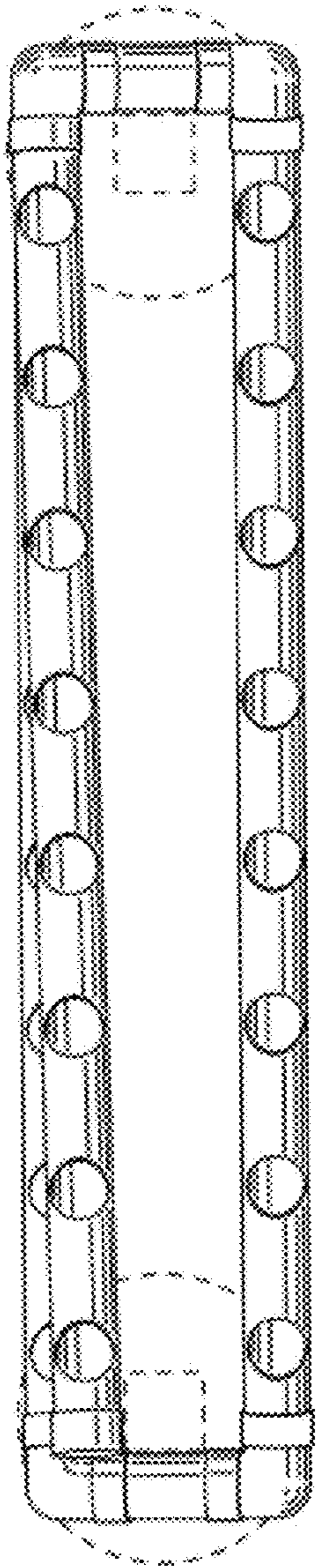


Fig. 6




Fig. 7