

US00D669740S

(12) **United States Design Patent**
Ruotsalainen

(10) **Patent No.:** **US D669,740 S**

(45) **Date of Patent:** **** Oct. 30, 2012**

(54) **JAR**

(75) Inventor: **Sami Ruotsalainen**, Helsinki (FI)

(73) Assignee: **Marimekko Oyj**, Helsinki (FI)

(**) Term: **14 Years**

(21) Appl. No.: **29/408,425**

(22) Filed: **Dec. 13, 2011**

(51) **LOC (9) Cl.** **07-01**

(52) **U.S. Cl.** **D7/615; D7/629**

(58) **Field of Classification Search** D7/601,
D7/602, 612-615, 629, 630, 608, 313; D9/424-432,
D9/516, 531, 541-543, 574, 575, 529, 558;
220/780-806, 62.13, 752, 758, 762, 767,
220/769, 764, 754; 215/396-399

See application file for complete search history.

(56) **References Cited**

U.S. PATENT DOCUMENTS

4,269,322	A *	5/1981	Larson	220/754
4,357,042	A *	11/1982	Gall	215/396
4,537,044	A *	8/1985	Putnam	62/371
4,676,392	A *	6/1987	Giggard et al.	220/764
D405,654	S *	2/1999	Moran	D7/629

D518,335	S *	4/2006	Naft et al.	D7/608
D526,827	S *	8/2006	Allen et al.	D7/306
D622,089	S *	8/2010	Daniel et al.	D7/313

* cited by examiner

Primary Examiner — Terry Wallace

(74) *Attorney, Agent, or Firm* — Antonio Papageorgiou;
Ostrow Kaufman LLP

(57) **CLAIM**

The ornamental design for jar, as shown and described.

DESCRIPTION

FIG. 1 is a front view of a jar with lid showing my new design.
FIG. 2 is a side view thereof.

FIG. 3 is a front view of the jar, shown separately for clarity
of illustration.

FIG. 4 is a side view of FIG. 3.

FIG. 5 is a side view of FIG. 3 with the handle in a lowered
position.

FIG. 6 is a top plan view of FIG. 3.

FIG. 7 is a top plan view of the lid shown separately for clarity
of illustration.

FIG. 8 is a side view of FIG. 7; and,

FIG. 9 is a bottom plan view of FIG. 7.

1 Claim, 8 Drawing Sheets





Figure 1




Figure 2



Figure 3



Figure 4




Figure 5




Figure 6




Figure 7




Figure 8




Figure 9