

US00D669735S

(12) **United States Design Patent**
Wong

(10) **Patent No.:** **US D669,735 S**

(45) **Date of Patent:** **** Oct. 30, 2012**

(54) **MUG**

(76) Inventor: **Honggeng Wong, Wuyi (CN)**

(**) Term: **14 Years**

(21) Appl. No.: **29/405,827**

(22) Filed: **Nov. 7, 2011**

(51) **LOC (9) Cl.** **07-01**

(52) **U.S. Cl.** **D7/510; D7/511**

(58) **Field of Classification Search** D7/510,
D7/532, 507, 511, 523, 509, 500; 215/388,
215/387, DIG. 7; 220/710.5, 703, 592.16,
220/592.17; 229/402

See application file for complete search history.

(56) **References Cited**

U.S. PATENT DOCUMENTS

D432,865 S *	10/2000	Cohen	D7/510
D453,446 S *	2/2002	Bodum	D7/510
D458,081 S *	6/2002	Bodum	D7/510
7,073,678 B1 *	7/2006	Dibdin et al.	220/254.1
D555,000 S *	11/2007	Bunce et al.	D9/529
D574,190 S *	8/2008	Homma	D7/510
D587,069 S *	2/2009	Bodum	D7/510

D589,751 S *	4/2009	Liu et al.	D7/510
D604,103 S *	11/2009	Alviar et al.	D7/533
D609,970 S *	2/2010	Richau et al.	D7/510
D646,546 S *	10/2011	Robinson et al.	D8/83
D647,760 S *	11/2011	Pearson	D7/510
D655,967 S *	3/2012	Bodum	D7/300.1

* cited by examiner

Primary Examiner — Cynthia Underwood

(74) *Attorney, Agent, or Firm* — Clement Cheng

(57) **CLAIM**

The ornamental design for a mug, as shown and described.

DESCRIPTION

FIG. 1 is a perspective view.

FIG. 2 is a front view. The rear view is a mirror image of the front view.

FIG. 3 is a left side view. The right side view is the same.



FIG. 4 is a top view.

FIG. 5 is a bottom view; and,

FIG. 6 is a side cross section view.

The dotted line disclosure is for illustrative purposes only and forms no part of the claim of the invention.

1 Claim, 3 Drawing Sheets






FIG. 1




FIG. 2




FIG. 3

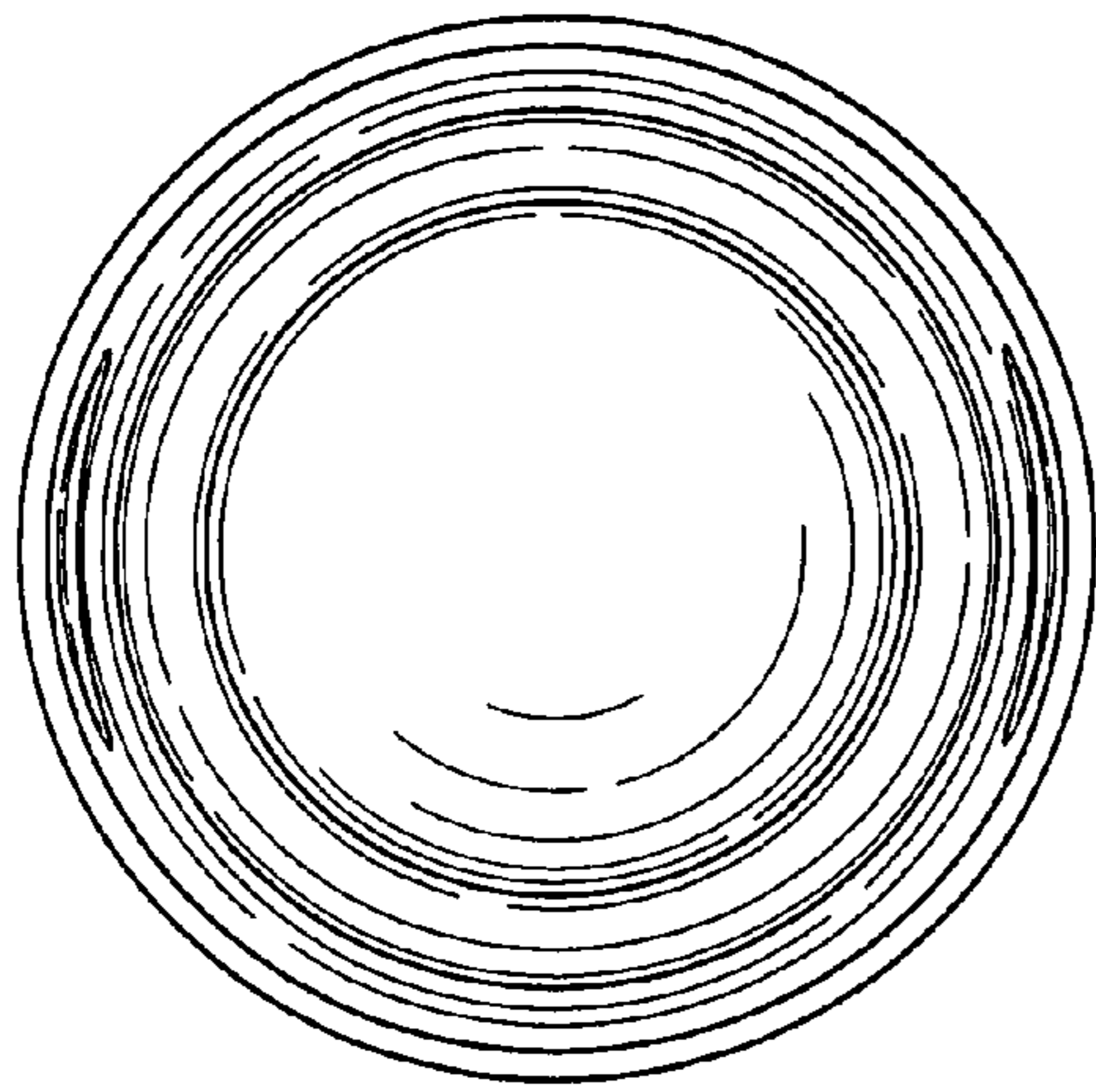


FIG. 4

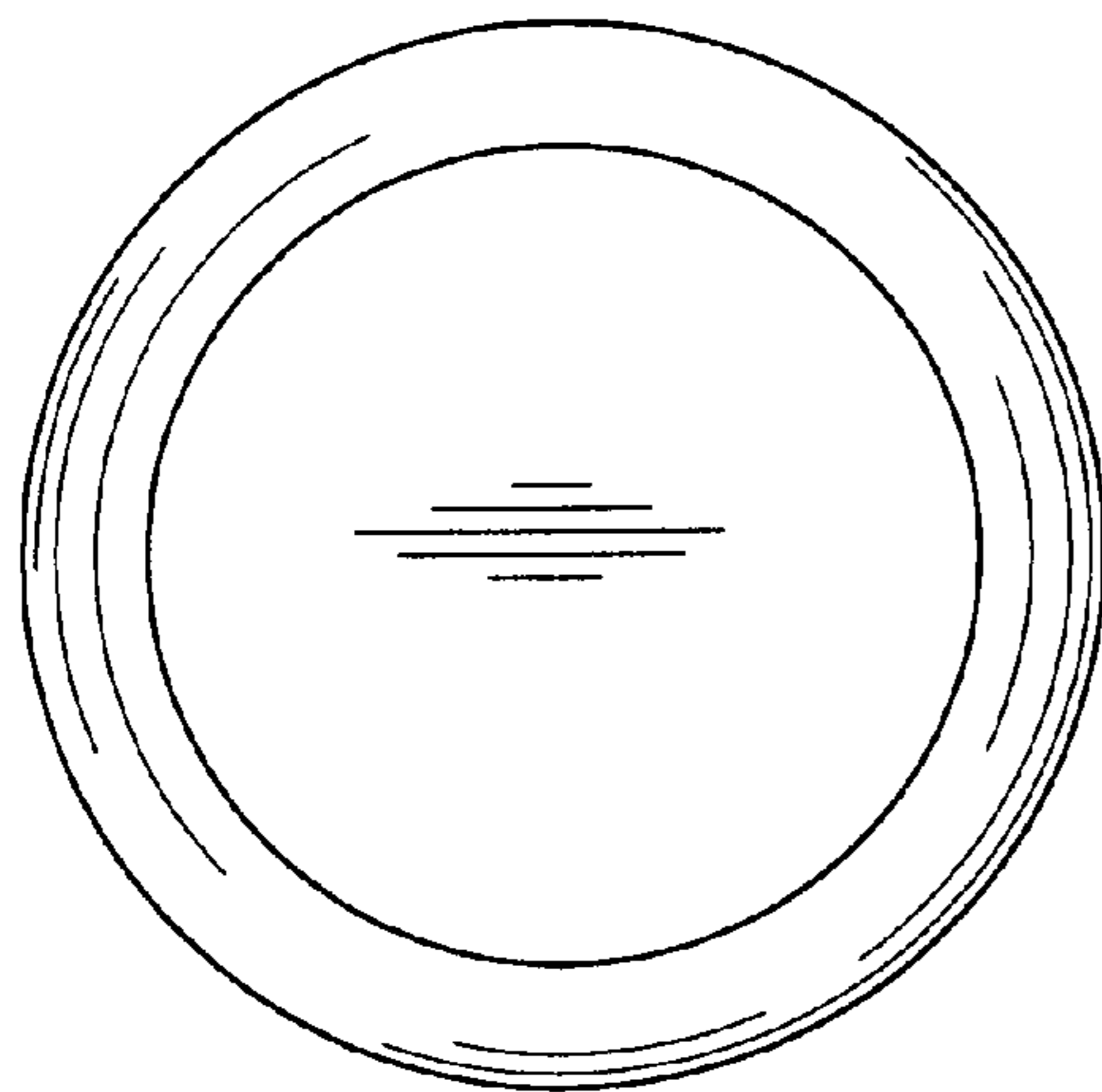


FIG. 5




FIG. 6