



US00D669734S

(12) **United States Design Patent**
Lemieux et al.

(10) **Patent No.:** **US D669,734 S**
(45) **Date of Patent:** **** Oct. 30, 2012**

(54) **BEVERAGE CONTAINER**

- (75) Inventors: **Jennifer Denise Lemieux**, Toronto (CA); **Leonardo Corrales Carranza**, Toronto (CA)
- (73) Assignee: **Precidio Design Inc.**, Brampton, Ontario (CA)
- (**) Term: **14 Years**
- (21) Appl. No.: **29/401,022**
- (22) Filed: **Sep. 6, 2011**
- (51) **LOC (9) Cl.** **07-01**
- (52) **U.S. Cl.** **D7/510; D7/511; D7/515**
- (58) **Field of Classification Search** D7/619.1, D7/624.3, 510, 511, 509, 515; 43/13; D13/144; D27/161, 191, 187; D10/2
See application file for complete search history.

(56) **References Cited**

U.S. PATENT DOCUMENTS

- D239,777 S * 5/1976 Goto D27/160
- 4,111,638 A * 9/1978 Ostberg 431/13
- D314,837 S * 2/1991 Nitta D27/154

(Continued)

Primary Examiner — Marianne Pandozzi

(57) **CLAIM**

The ornamental design for beverage container, as shown and described.

DESCRIPTION

FIGS. 1-6 illustrate a first embodiment of a beverage container embodying the design, with the beverage container configured in a closed configuration;

FIG. 1 is a right top side perspective view of the first embodiment of the beverage container and the left top side perspective view is a mirror image;

FIG. 2 is a right side elevation view of the beverage container of FIG. 1 and the left side elevation view is a mirror image;

FIG. 3 is a rear view of the beverage container of FIG. 1;

FIG. 4 is a front view of the beverage container of FIG. 1;

FIG. 5 is a top view of the beverage container of FIG. 1;

FIG. 6 is a bottom view of the beverage container of FIG. 1;

FIGS. 7-12 show the beverage container of FIGS. 1-6 in an open configuration;

FIG. 7 is right top side perspective view of the beverage container of FIG. 1, configured in an open configuration; the left top side perspective view is a mirror image;

FIG. 8 is a right side elevation view of the beverage container as shown in FIG. 7 and the left side elevation view is a mirror image;

FIG. 9 is a rear view of the beverage container as shown in FIG. 7;

FIG. 10 is a front view of the beverage container as shown in FIG. 7;

FIG. 11 is a top view of the beverage container as shown in FIG. 7;

FIG. 12 is a bottom view of the beverage container as shown in FIG. 7;

FIGS. 13-18 illustrate a second embodiment of a beverage container embodying the design, with the beverage container in a closed configuration;

FIG. 13 is a right top side perspective view of the second embodiment of the beverage container, and the left top side perspective view is a mirror image;

FIG. 14 is a right side elevation view of the beverage container of FIG. 13 and the left side elevation view is a mirror image;

FIG. 15 is a rear view of the beverage container of FIG. 13;

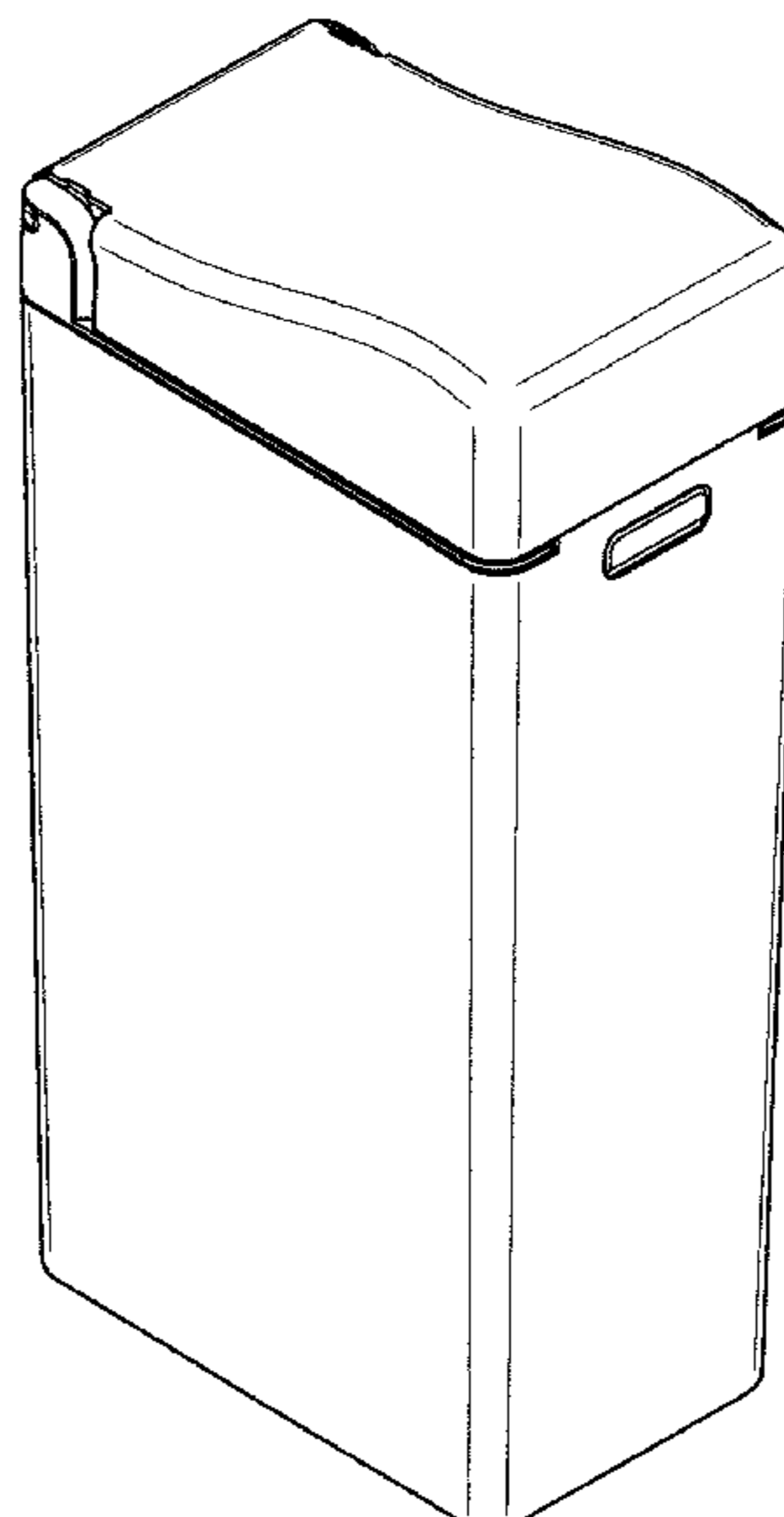
FIG. 16 is a front view of the beverage container of FIG. 13;

FIG. 17 is a top view of the beverage container of FIG. 13; and,

FIG. 18 is a bottom view of the beverage container of FIG. 13.

The broken lines shown are for illustrative purposes only and form no part of the claimed design.

1 Claim, 12 Drawing Sheets



US D669,734 S

Page 2

U.S. PATENT DOCUMENTS

D319,019	S	*	8/1991	Shanklin et al.	D7/619.1	D432,263	S	*	10/2000	Issa	D27/191
5,150,811	A	*	9/1992	Kelston	220/710	D439,370	S	*	3/2001	Chen	D27/161
D349,418	S	*	8/1994	Kostanecki et al.	D7/619.1	D441,494	S	*	5/2001	Chen	D27/144
D377,887	S	*	2/1997	Credle, Jr.	D7/625	D469,214	S	*	1/2003	Balko	D27/189
5,626,255	A	*	5/1997	Myers	220/705	D610,303	S	*	2/2010	Valle	D27/189

* cited by examiner

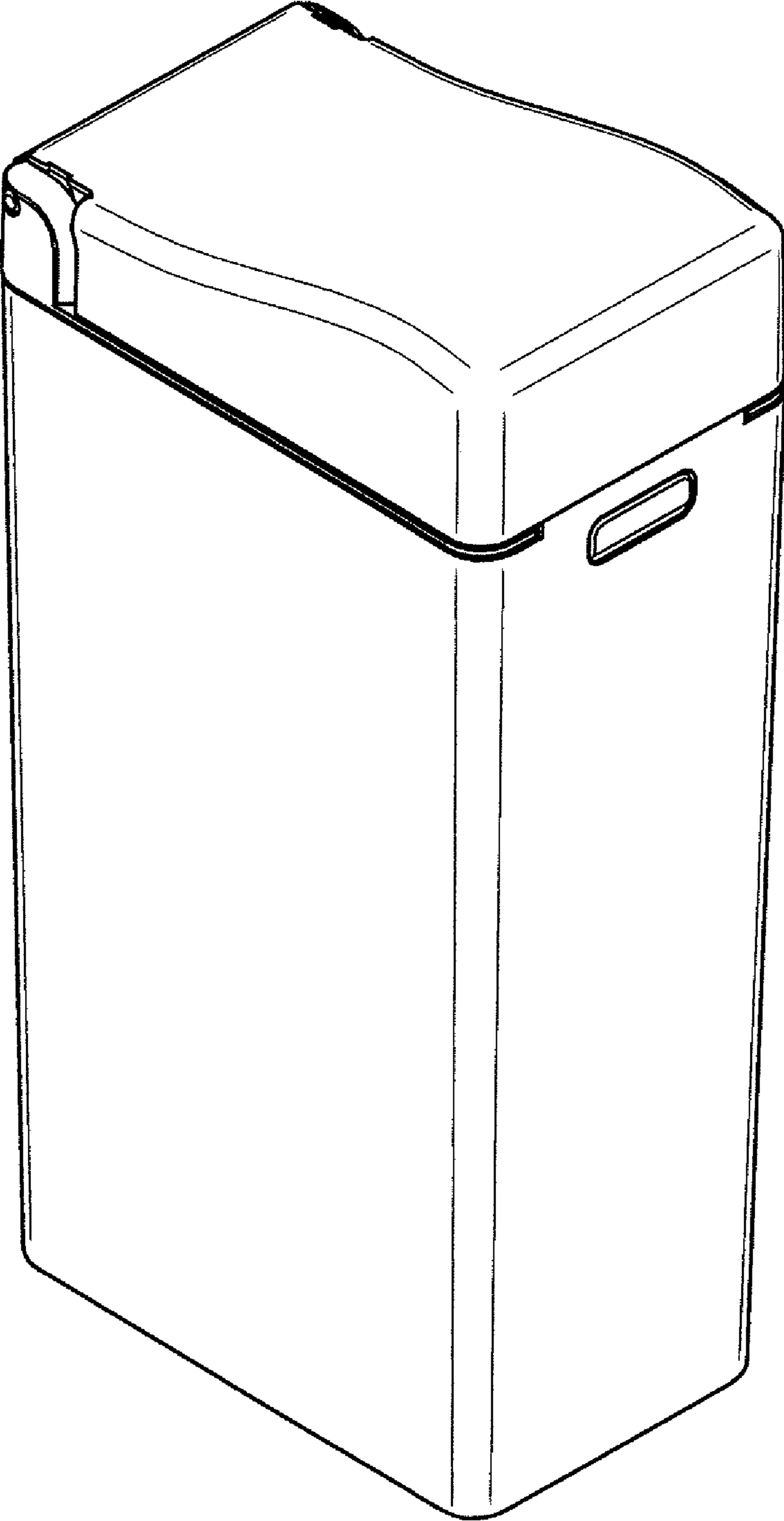


FIG. 1




FIG. 2




FIG. 3




FIG. 4




FIG. 5

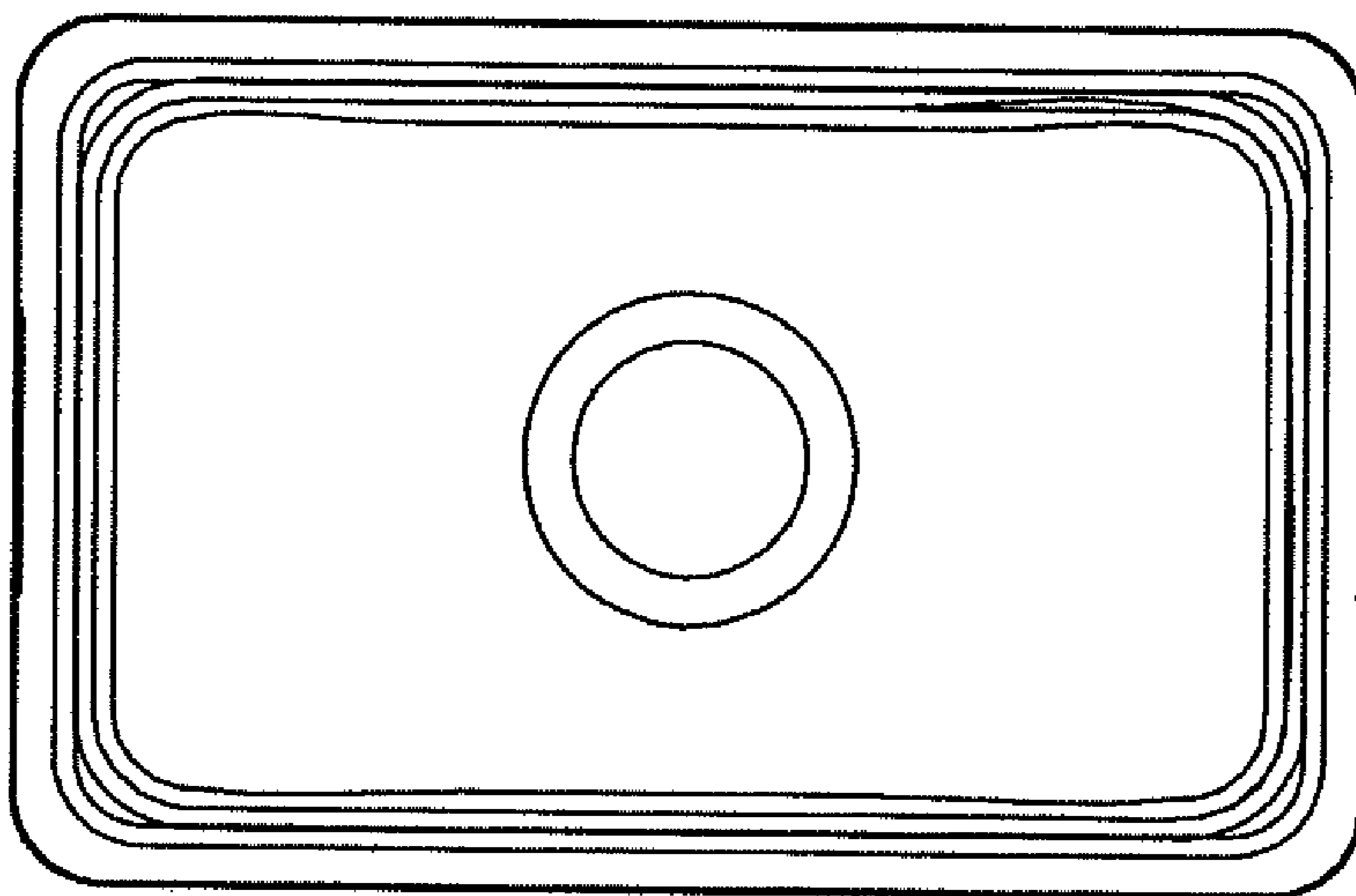


FIG. 6

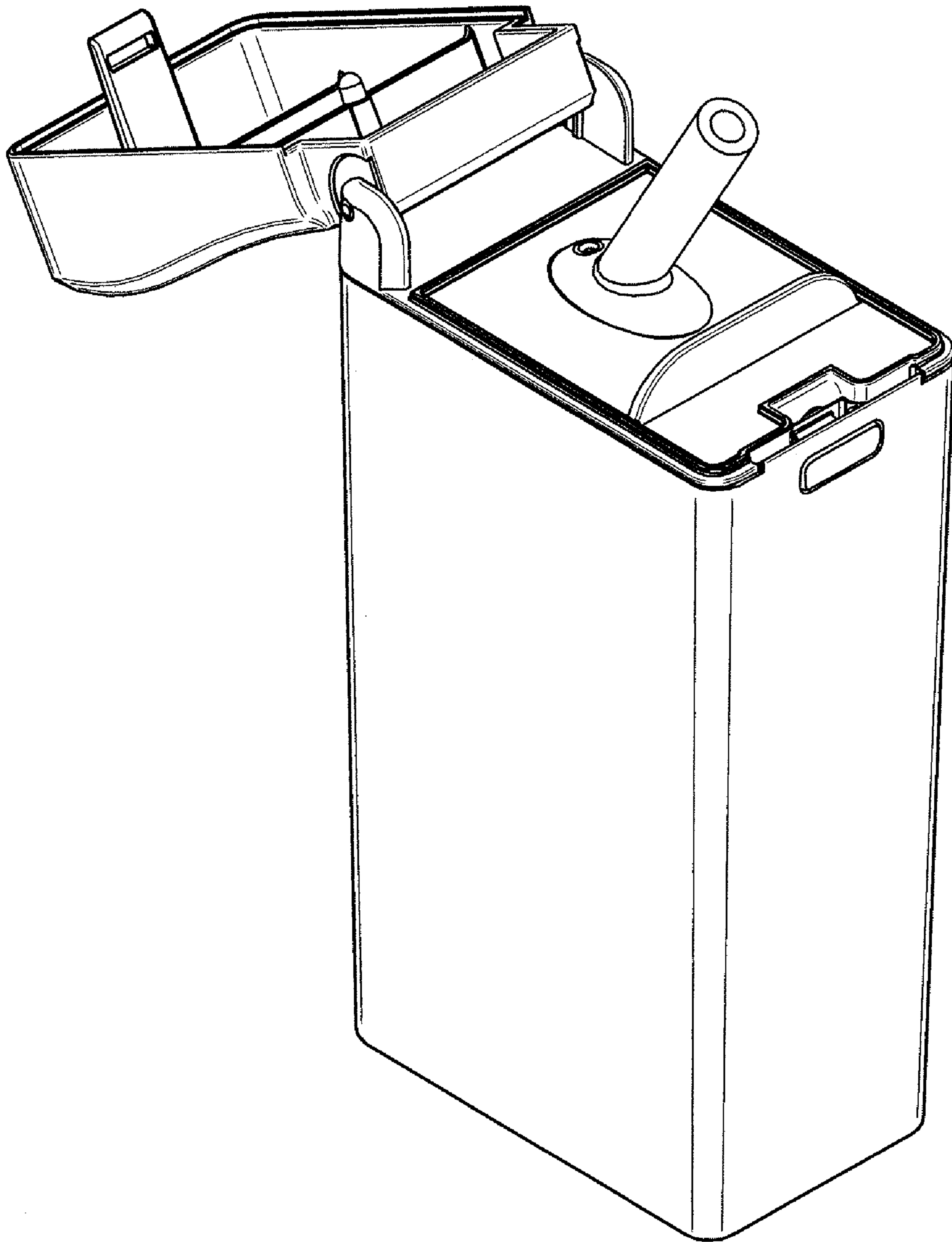


FIG. 7




FIG. 8




FIG. 9




FIG. 10

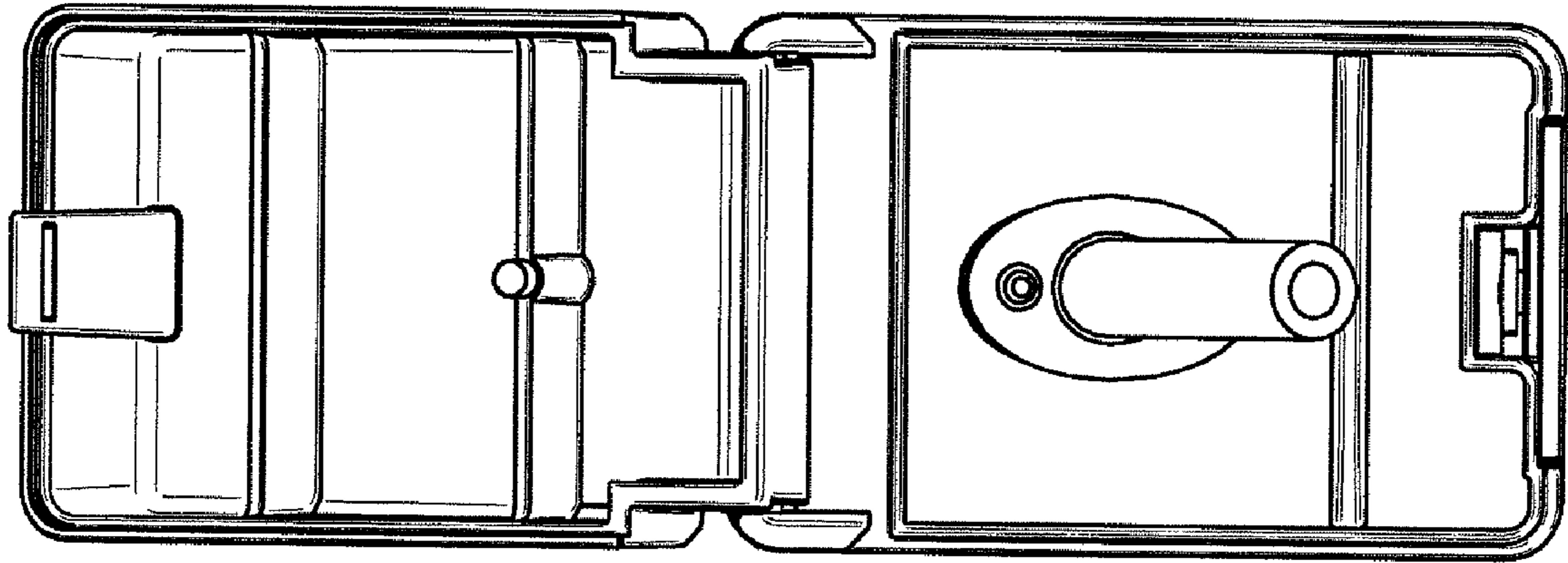


FIG. 11

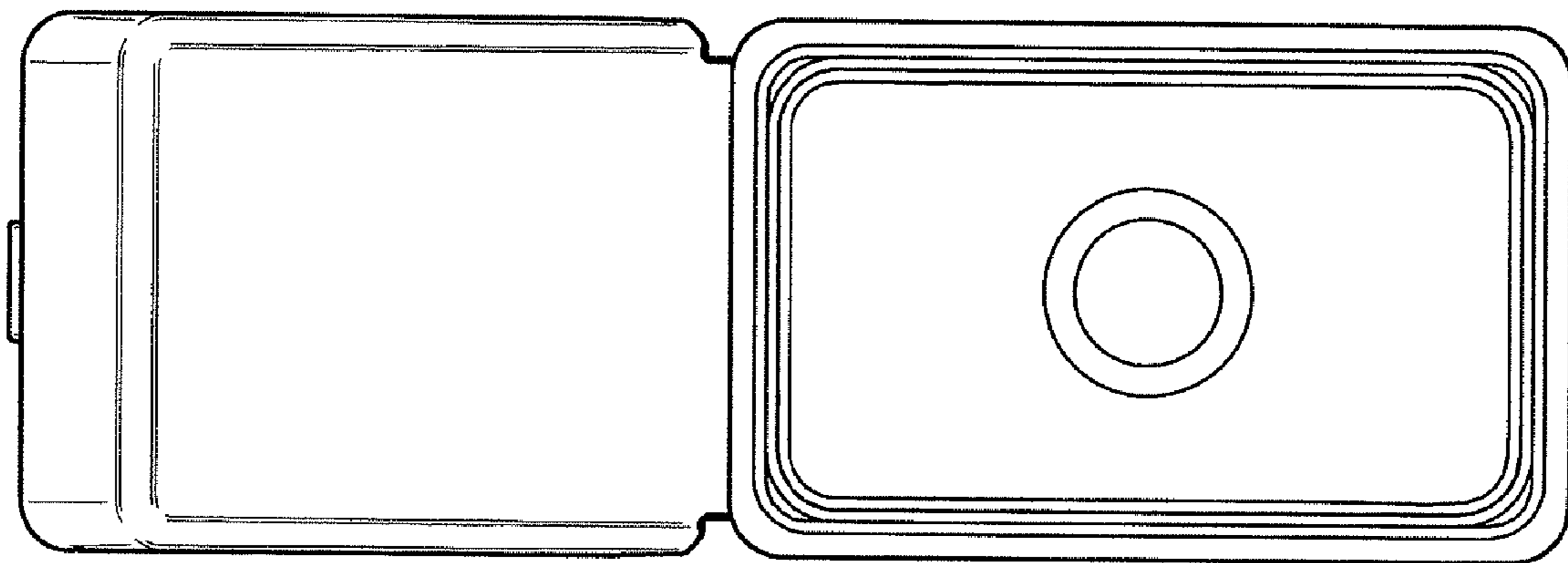


FIG. 12

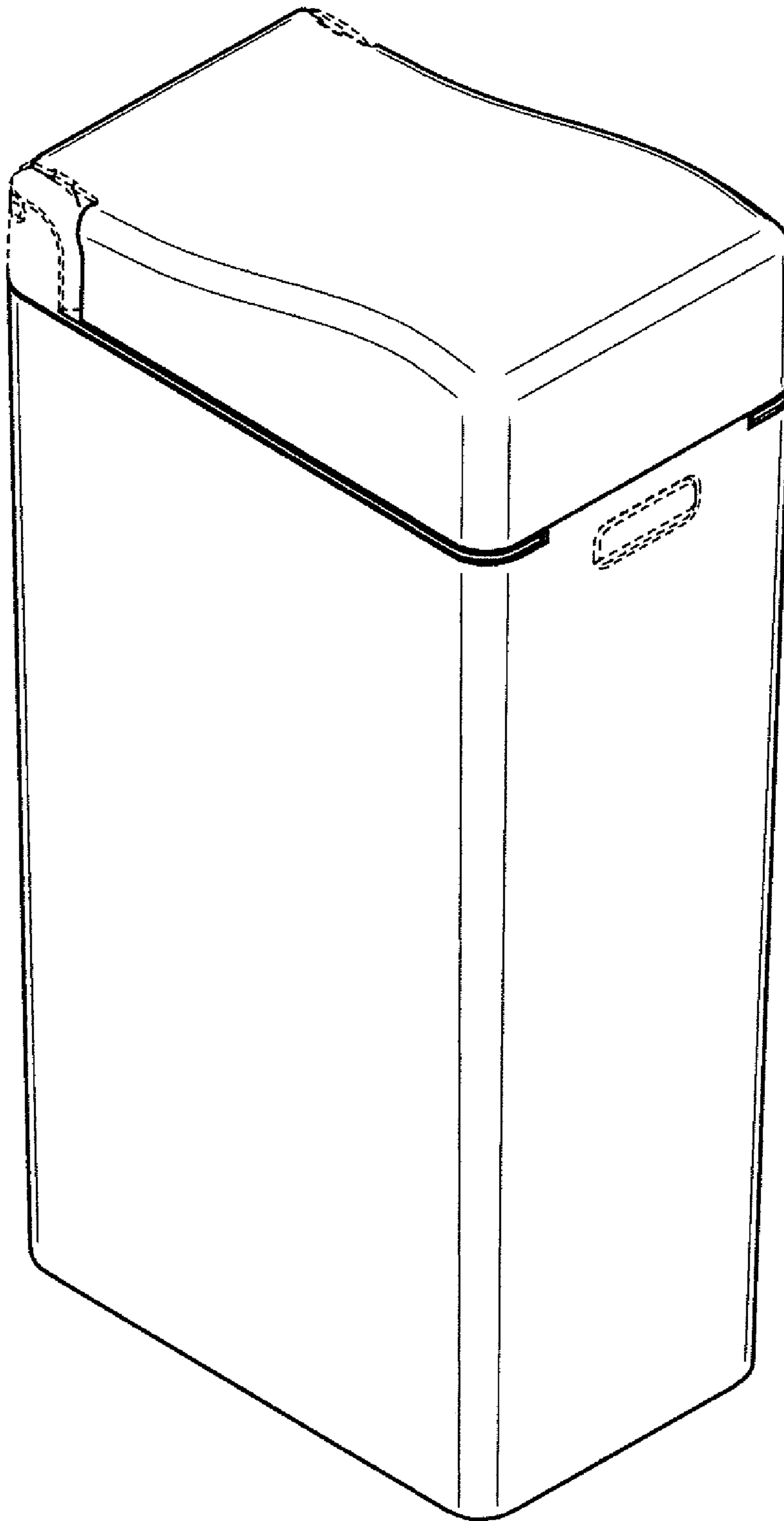


FIG. 13




FIG. 14




FIG. 15




FIG. 16




FIG. 17

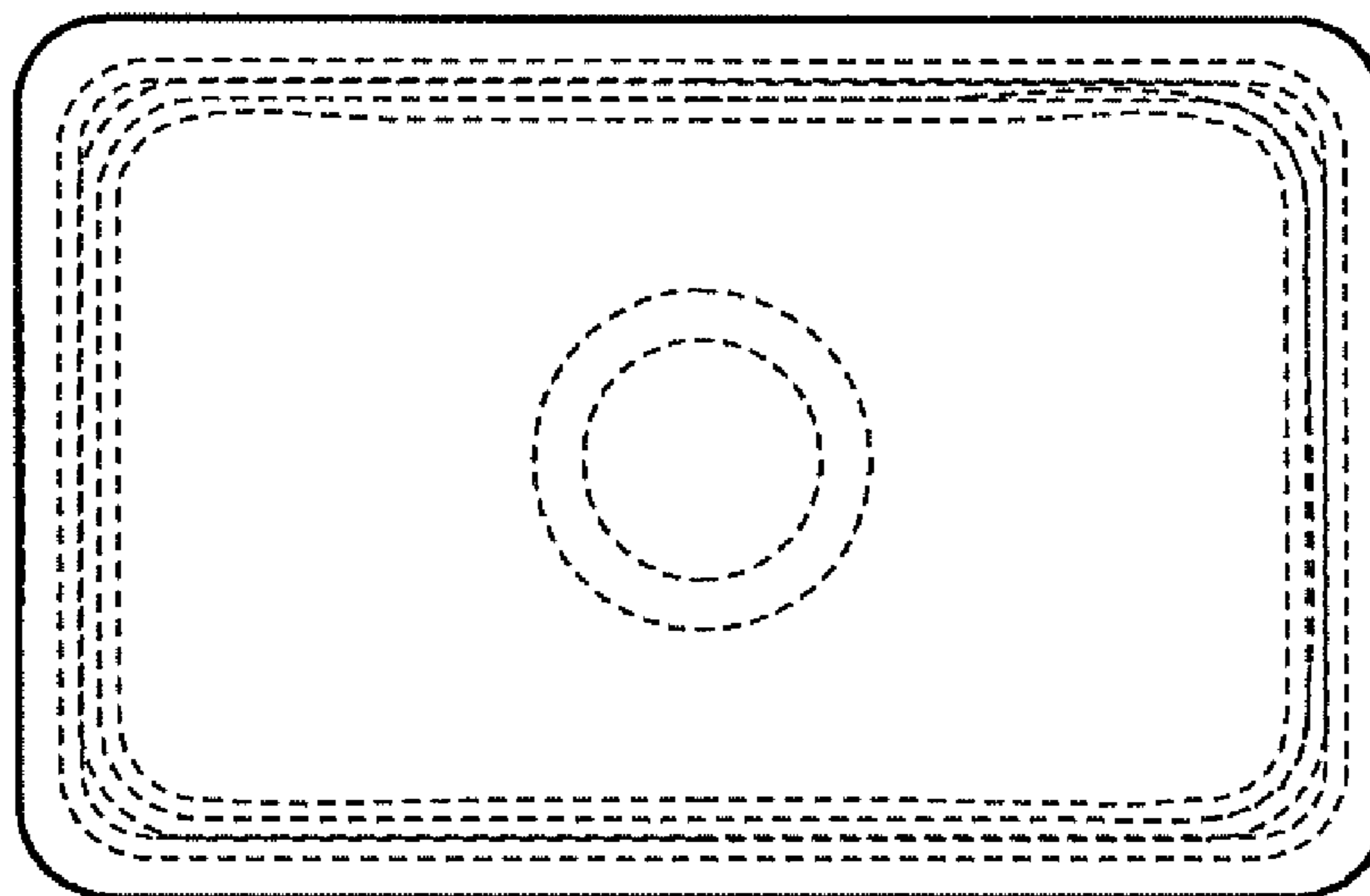


FIG. 18