

US00D669729S

(12) **United States Design Patent**
Funnell, II et al.

(10) **Patent No.:** **US D669,729 S**
(45) **Date of Patent:** **** Oct. 30, 2012**

(54) **RANGE AND/OR COMPONENTS THEREOF**

(75) Inventors: **Richard W. Funnell, II**, Huntington Beach, CA (US); **Jonathan Grey**, Huntersville, NC (US); **Graham Sadtler**, Huntington Beach, CA (US)

(73) Assignee: **BSH Home Appliances Corporation**, Irvine, CA (US)

(**) Term: **14 Years**

(21) Appl. No.: **29/398,035**

(22) Filed: **Jul. 26, 2011**

(51) **LOC (9) Cl.** **07-02**

(52) **U.S. Cl.** **D7/340**

(58) **Field of Classification Search** D7/339-341,
D7/346-349, 402, 407-408; 126/39 R, 39 F,
126/39 C, 39 B, 211, 214 R; 219/391-392,
219/395

See application file for complete search history.

(56) **References Cited**

U.S. PATENT DOCUMENTS

D592,007 S	*	5/2009	Corona	D7/340
D605,456 S	*	12/2009	Bengtson et al.	D7/340
D646,921 S	*	10/2011	Kim et al.	D7/340
D655,128 S	*	3/2012	Kim et al.	D7/340

* cited by examiner

Primary Examiner — Catheri Oliver

(74) *Attorney, Agent, or Firm* — James E. Howard; Andre Pallapies

(57) **CLAIM**

The ornamental design for a range and/or components thereof, as shown and described.

DESCRIPTION

FIG. 1 is a front perspective view of a range according to our new ornamental design;

FIG. 2 is a front view thereof;

FIG. 3 is a top view thereof;

FIG. 4 is a right side view thereof; and,


FIG. 5 is a left side view thereof.

Applicants specifically reserve the right to pursue any design shown in the above figures, and any portion or combination of portions thereof. Specifically, for example, Applicants reserve the right to pursue any portion of the range (such as any individual component in isolation, e.g., the frame, vent, grates, foot, dial, knob(s), oven door, griddle, control panel, etc.), various portions of the components thereof and/or combinations of or the interface between components or portions thereof.

The broken lines represent environment or structure of the kitchen appliance and do not form any part of the claimed design.

Throughout the drawings, various views may not be provided, as the components in these views are unornamented or the ornamentation in these views is simply unclaimed.

1 Claim, 4 Drawing Sheets



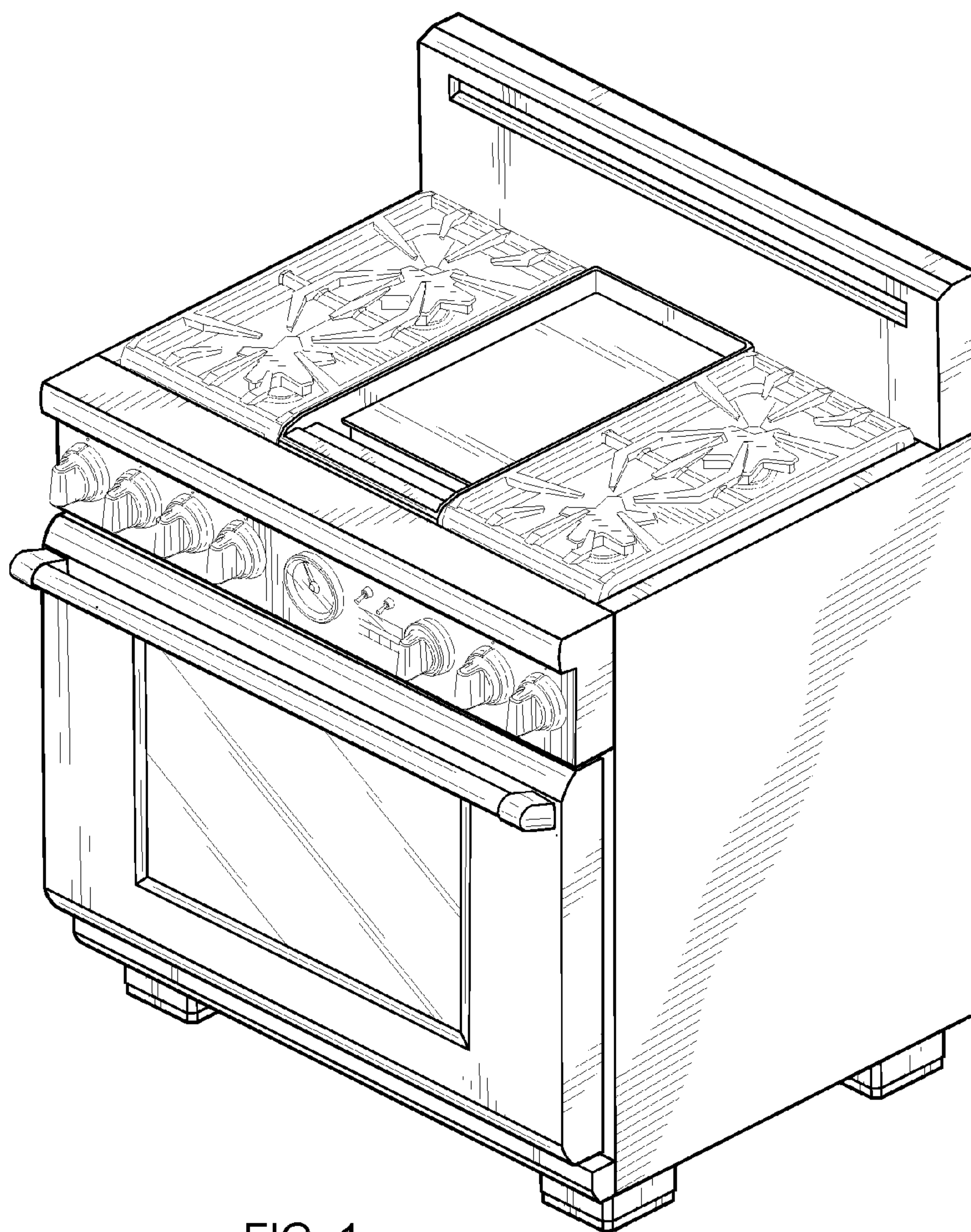


FIG. 1

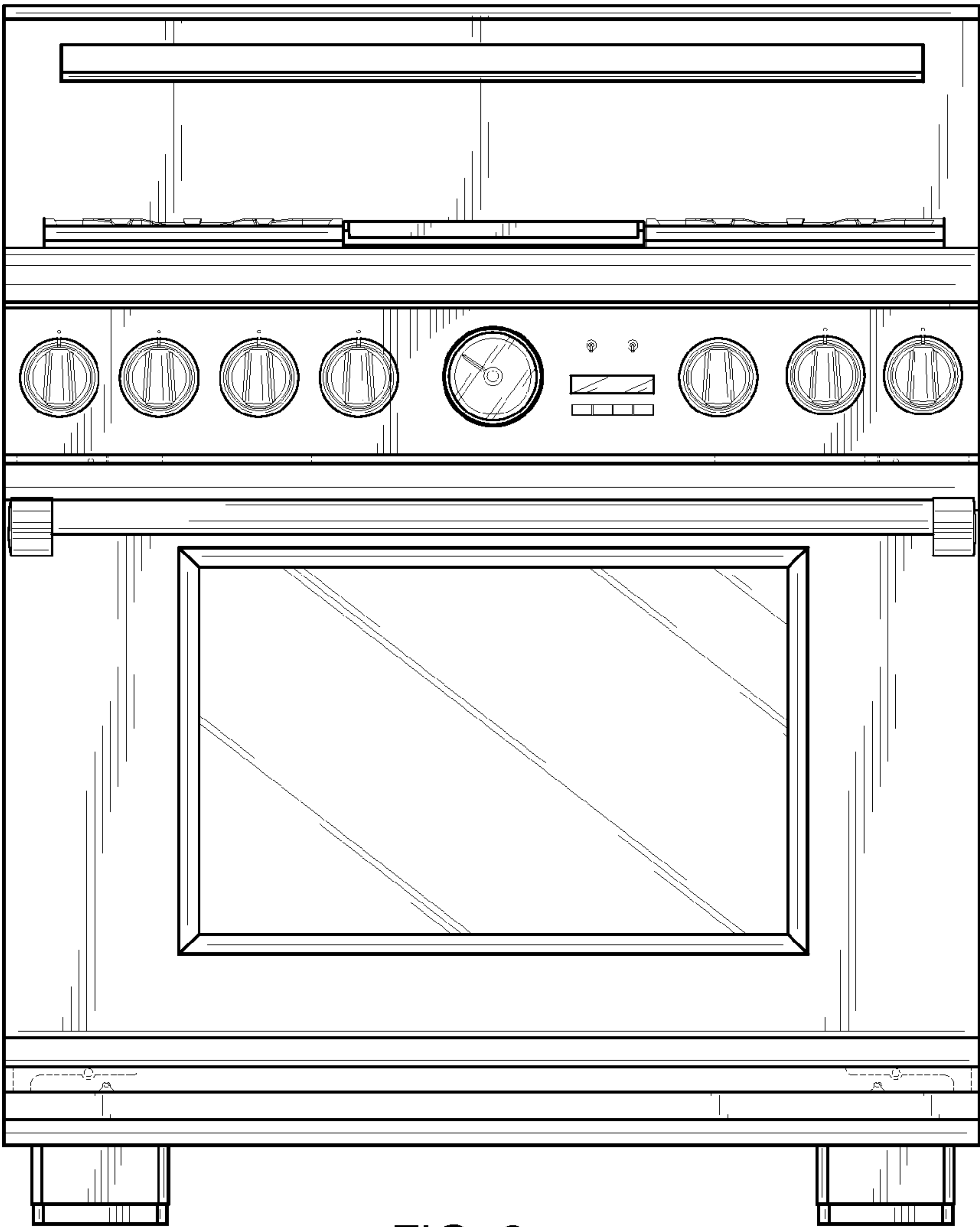


FIG. 2

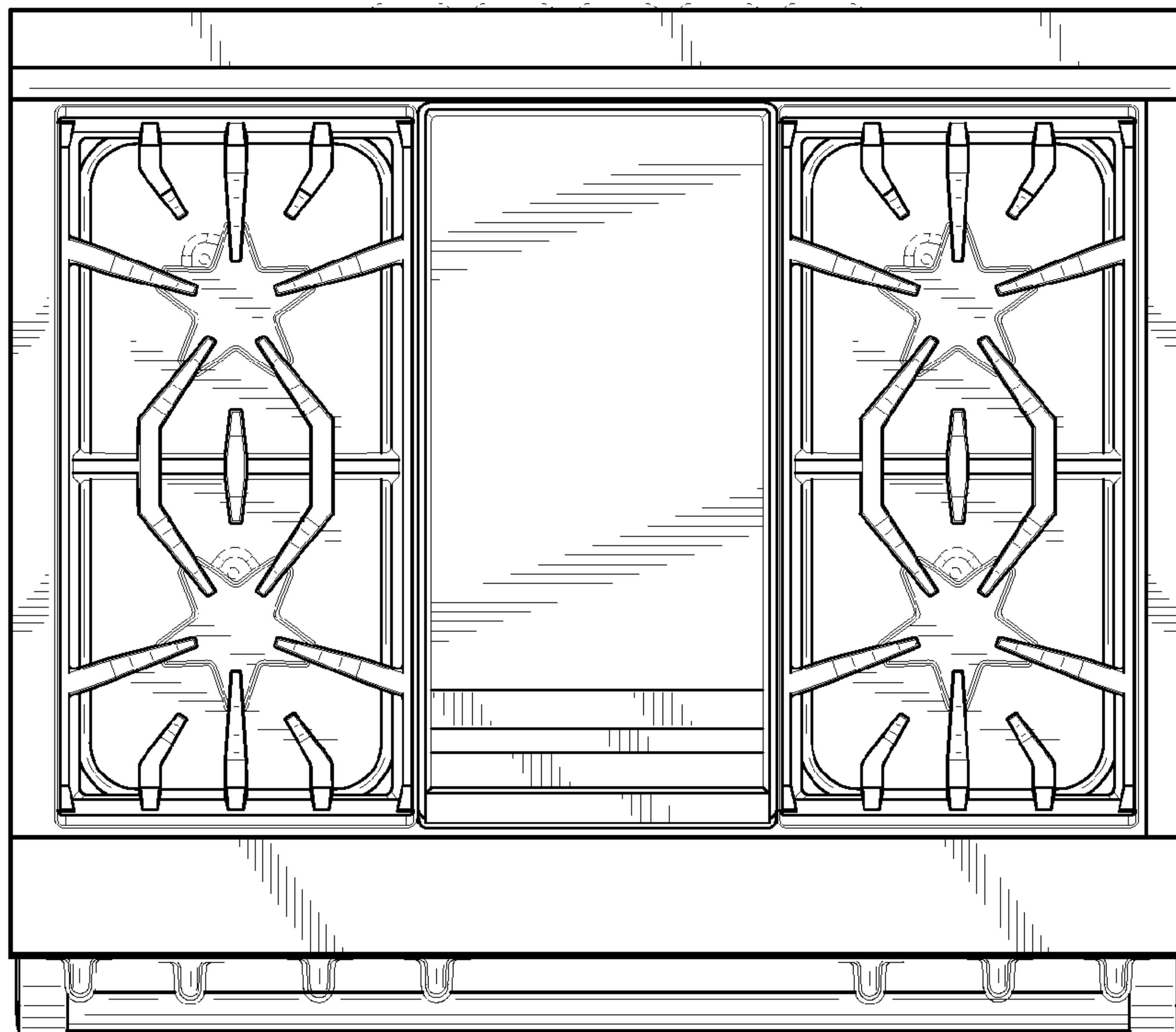


FIG. 3

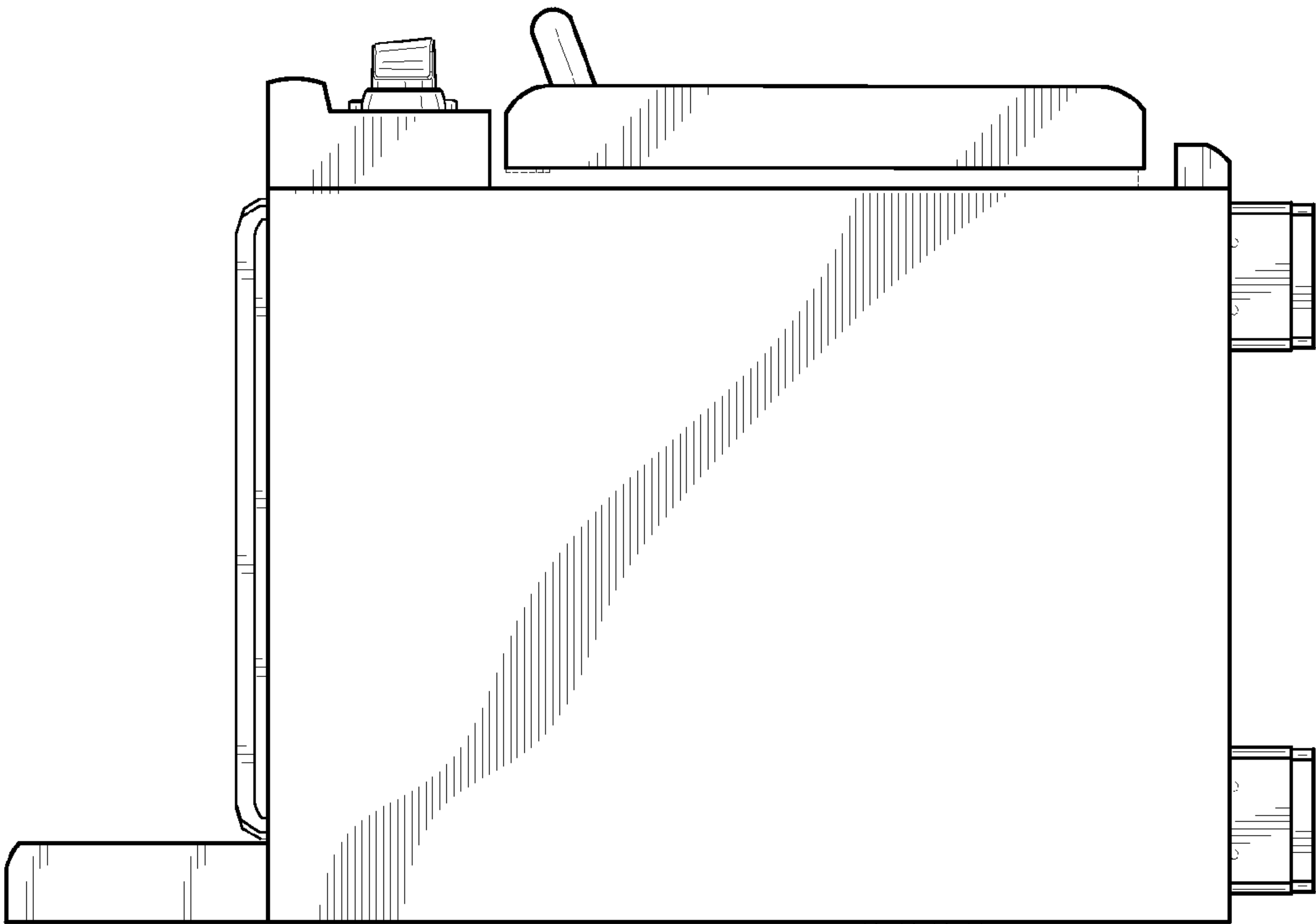


FIG. 5

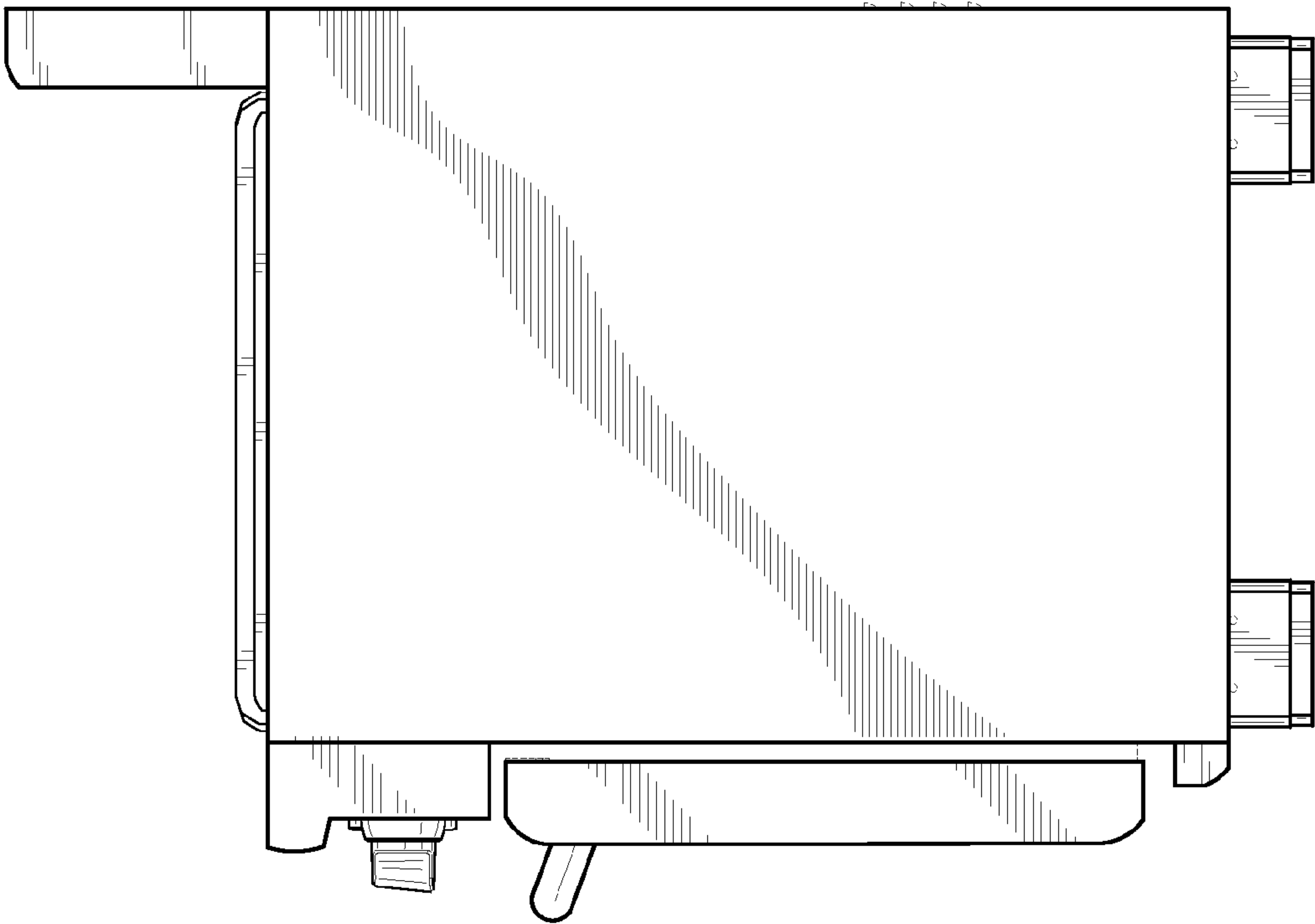


FIG. 4