



US00D669709S

(12) **United States Design Patent**
Nakamura

(10) **Patent No.:** **US D669,709 S**
(45) **Date of Patent:** **** Oct. 30, 2012**

(54) **TABLE**

(75) Inventor: **Kenji Nakamura**, Yokohama (JP)

(73) Assignee: **Okamura Corporation**, Yokohama-Shi (JP)

(**) Term: **14 Years**

(21) Appl. No.: **29/388,386**

(22) Filed: **Mar. 29, 2011**

(30) **Foreign Application Priority Data**

Sep. 29, 2010 (JP) 2010-023272
Sep. 29, 2010 (JP) 2010-023273

(51) **LOC (9) Cl.** **06-03**

(52) **U.S. Cl.** **D6/480**

(58) **Field of Classification Search** D6/480-489,
D6/495-499, 429, 426; 108/150, 50.01,
108/50.02, 155, 153.1, 156, 157.13, 161,
108/115, 124, 128; 248/188, 188.1

See application file for complete search history.

(56) **References Cited**

U.S. PATENT DOCUMENTS

D443,440 S * 6/2001 Deimen et al. D6/480
D507,902 S * 8/2005 Cioncada D6/480
D552,882 S * 10/2007 Saotome D6/480

D552,883 S * 10/2007 Saotome D6/480
D552,884 S * 10/2007 Saotome D6/480
D552,885 S * 10/2007 Saotome D6/480
D626,767 S * 11/2010 Lucci et al. D6/495
2009/0114130 A1 * 5/2009 Chirea et al. 108/124

* cited by examiner

Primary Examiner — Janice Seeger

(74) *Attorney, Agent, or Firm* — Sughrue Mion, PLLC

(57) **CLAIM**

The ornamental design for a table, as shown and described.

DESCRIPTION

FIG. 1 is a perspective view from the front side of a table according to our new ornamental design.

FIG. 2 is a perspective view from the rear side thereof.

FIG. 3 is a front elevation view thereof.

FIG. 4 is a rear elevation view thereof.

FIG. 5 is a top plan view thereof.

FIG. 6 is a bottom plan view thereof.

FIG. 7 is a right side elevation view thereof. A left side elevation view is omitted because it is symmetrical to the right side elevation view.

FIG. 8 is a right side elevation view thereof with the top board flipped up; and,

FIG. 9 is a perspective view from the rear side thereof with the top board flipped up.

1 Claim, 9 Drawing Sheets




FIG. 1



FIG. 2



FIG. 3



FIG. 4

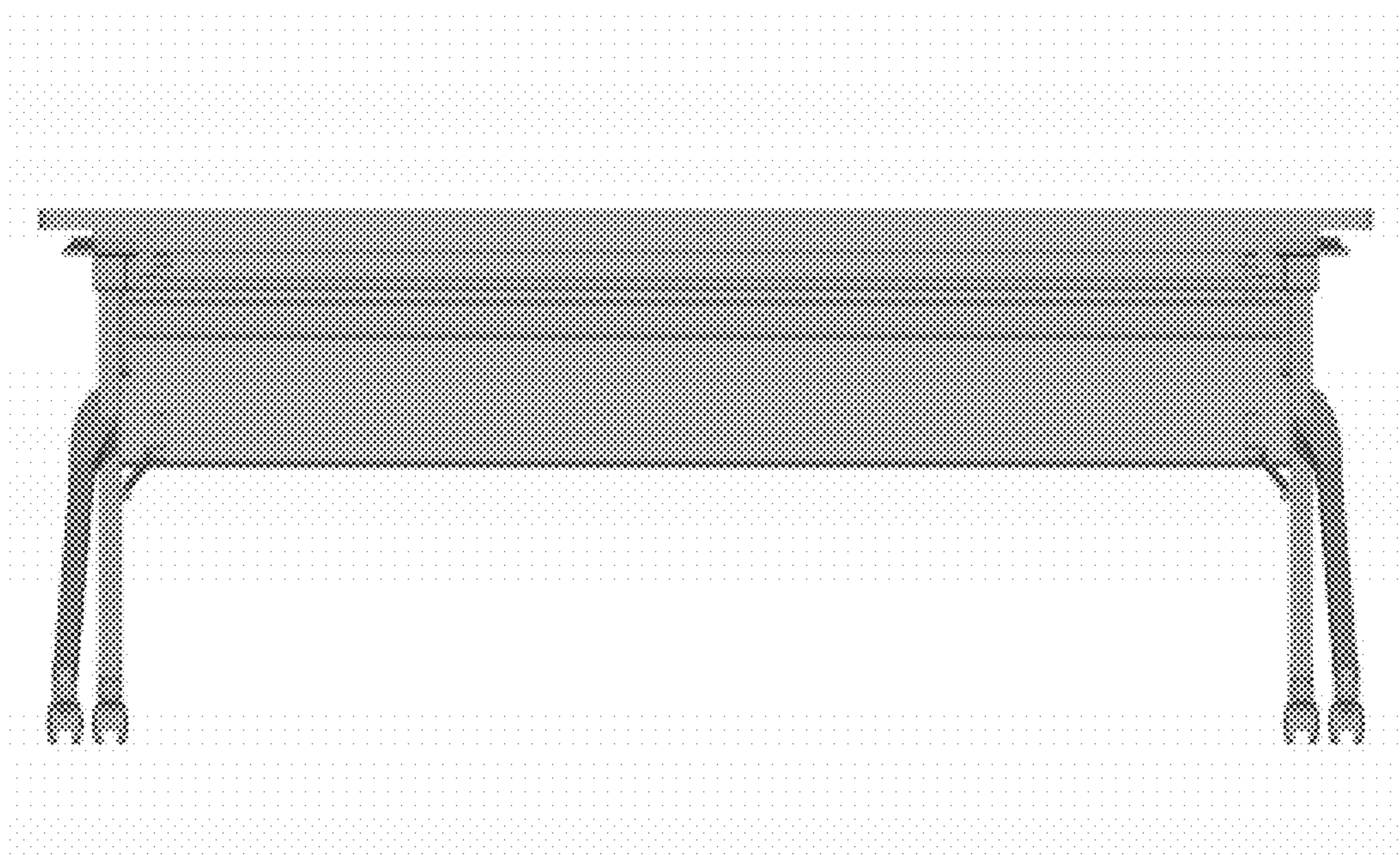


FIG. 5




FIG. 6




FIG. 7

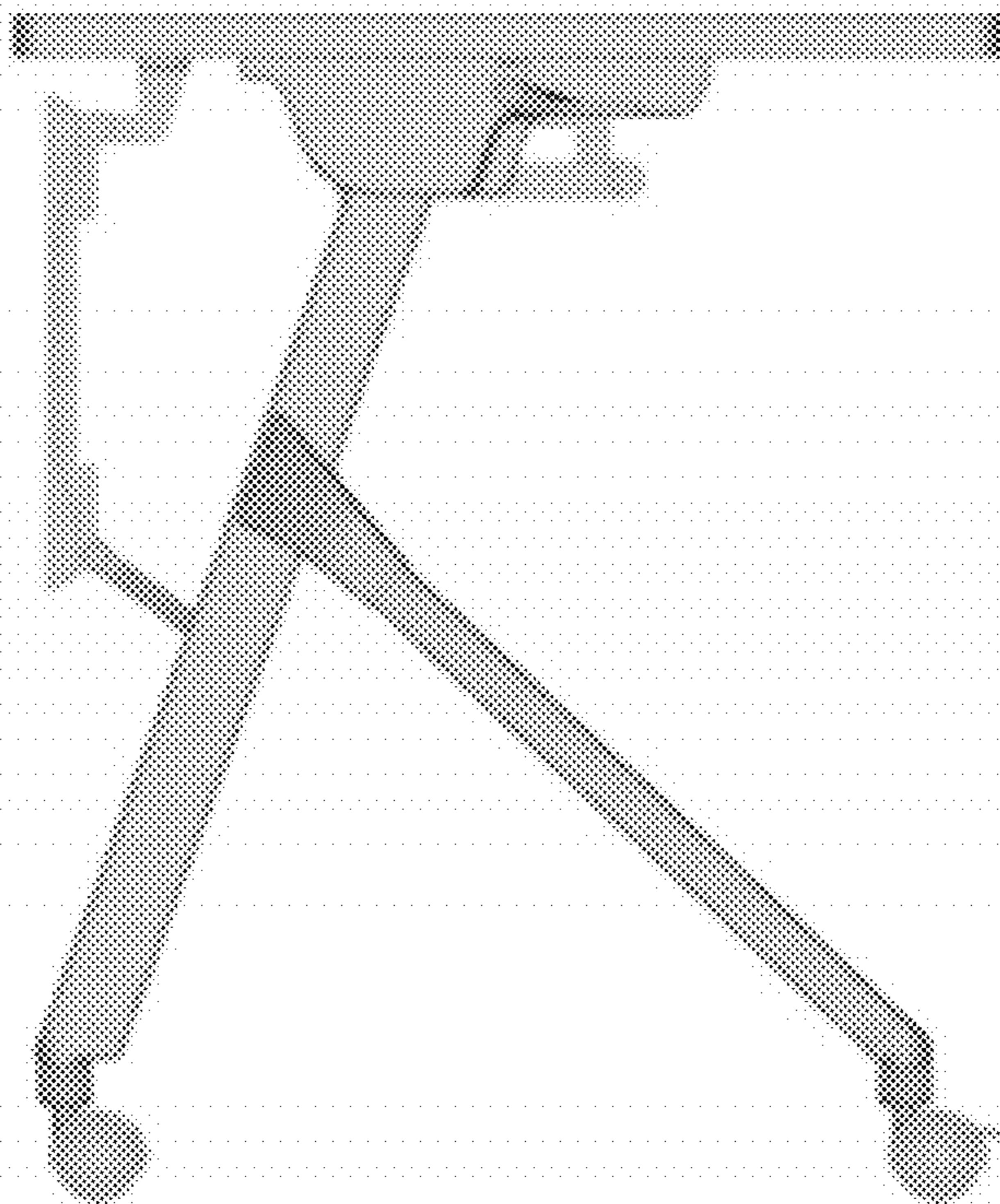


FIG. 8



FIG. 9

