



US00D669700S

(12) **United States Design Patent**
Buratti et al.

(10) **Patent No.:** **US D669,700 S**

(45) **Date of Patent:** **** Oct. 30, 2012**

(54) **CHAIR**

(75) Inventors: **Gabriele Buratti**, Busto Garolfo (IT);
Oscar Buratti, Busto Garolfo (IT)

(73) Assignee: **B&B Italia, S.p.A.**, Milan (IT)

(**) Term: **14 Years**

(21) Appl. No.: **29/403,800**

(22) Filed: **Oct. 11, 2011**

(30) **Foreign Application Priority Data**

Apr. 12, 2011 (EM) 001849415-0001

(51) **LOC (9) Cl.** **06-01**

(52) **U.S. Cl.** **D6/374**

(58) **Field of Classification Search** D6/334-336,
D6/360-380, 498, 500-502, 601; 297/31,
297/35, 284.4-284.5, 291, 297, 411.2, 411.27-411.29,
297/440.13, 452.13, 452.19, 452.21, 452.29,
297/452.3, 452.56, 452.64

See application file for complete search history.

(56) **References Cited**

U.S. PATENT DOCUMENTS

D352,183 S *	11/1994	Sheridan	D6/374
D390,026 S *	2/1998	Biecher	D6/375
D409,848 S *	5/1999	Staubach et al.	D6/334
D422,158 S *	4/2000	Newhouse	D6/375
D426,972 S *	6/2000	Bellini	D6/375
D458,467 S *	6/2002	Starck	D6/374
D460,282 S *	7/2002	Starck	D6/374
D462,536 S *	9/2002	Levy	D6/375
D470,670 S *	2/2003	Meyer	D6/374
D475,543 S *	6/2003	Savini	D6/374

D492,131 S *	6/2004	Starck	D6/375
D529,726 S *	10/2006	Cutler et al.	D6/334
D549,970 S *	9/2007	Bouroullec et al.	D6/334
D555,379 S *	11/2007	Ziliani	D6/375
D559,001 S *	1/2008	Starck	D6/380
D563,111 S *	3/2008	Lievore	D6/375
D578,790 S *	10/2008	Ciani et al.	D6/380
D580,673 S *	11/2008	Wright et al.	D6/374
D593,336 S *	6/2009	Ciani et al.	D6/374
D593,763 S *	6/2009	Barbieri	D6/375
D596,865 S *	7/2009	Bergmann et al.	D6/369
D600,934 S *	9/2009	Woolley	D6/375
D602,267 S *	10/2009	Bellini	D6/334
D602,276 S *	10/2009	Neil	D6/374
D648,562 S *	11/2011	Lievore et al.	D6/375
D656,754 S *	4/2012	Starck	D6/375

* cited by examiner

Primary Examiner — Ricky Pham

(74) *Attorney, Agent, or Firm* — Mintz, Levin, Cohn, Ferris,
Glovsky and Popeo, P.C.

(57) **CLAIM**

The ornamental design for a chair, as shown and described.

DESCRIPTION

FIG. 1 is a perspective view of a chair.

FIG. 2 is a front view of a chair.

FIG. 3 is a side view of a chair.

FIG. 4 is a side view of a chair.

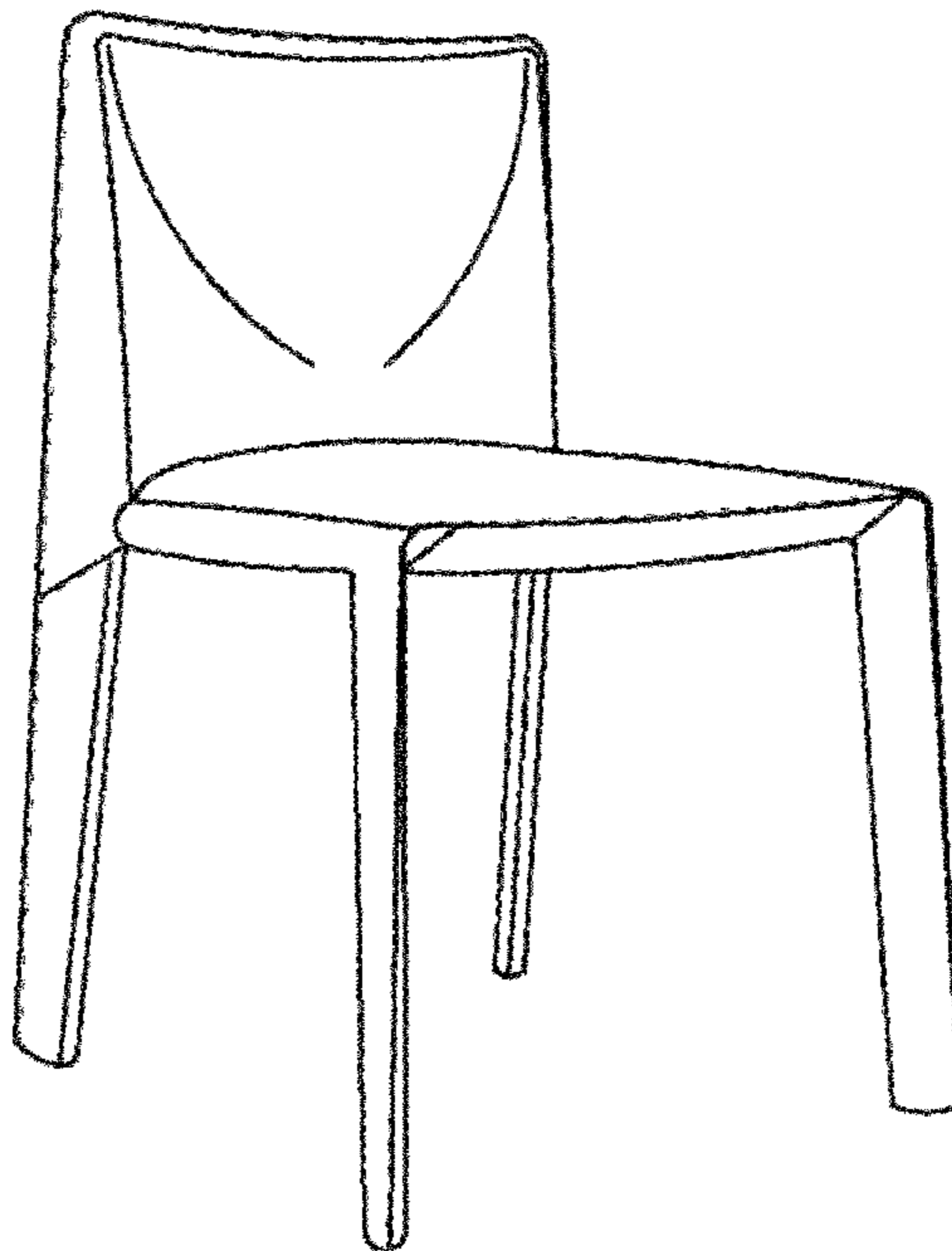
FIG. 5 is a back view of a chair.

FIG. 6 is a top view of a chair; and,

FIG. 7 is a bottom view of a chair.

The broken lines shown in the drawing disclosure are for illustrative purposes only and form no part of the claimed design.

1 Claim, 7 Drawing Sheets






Fig. 1

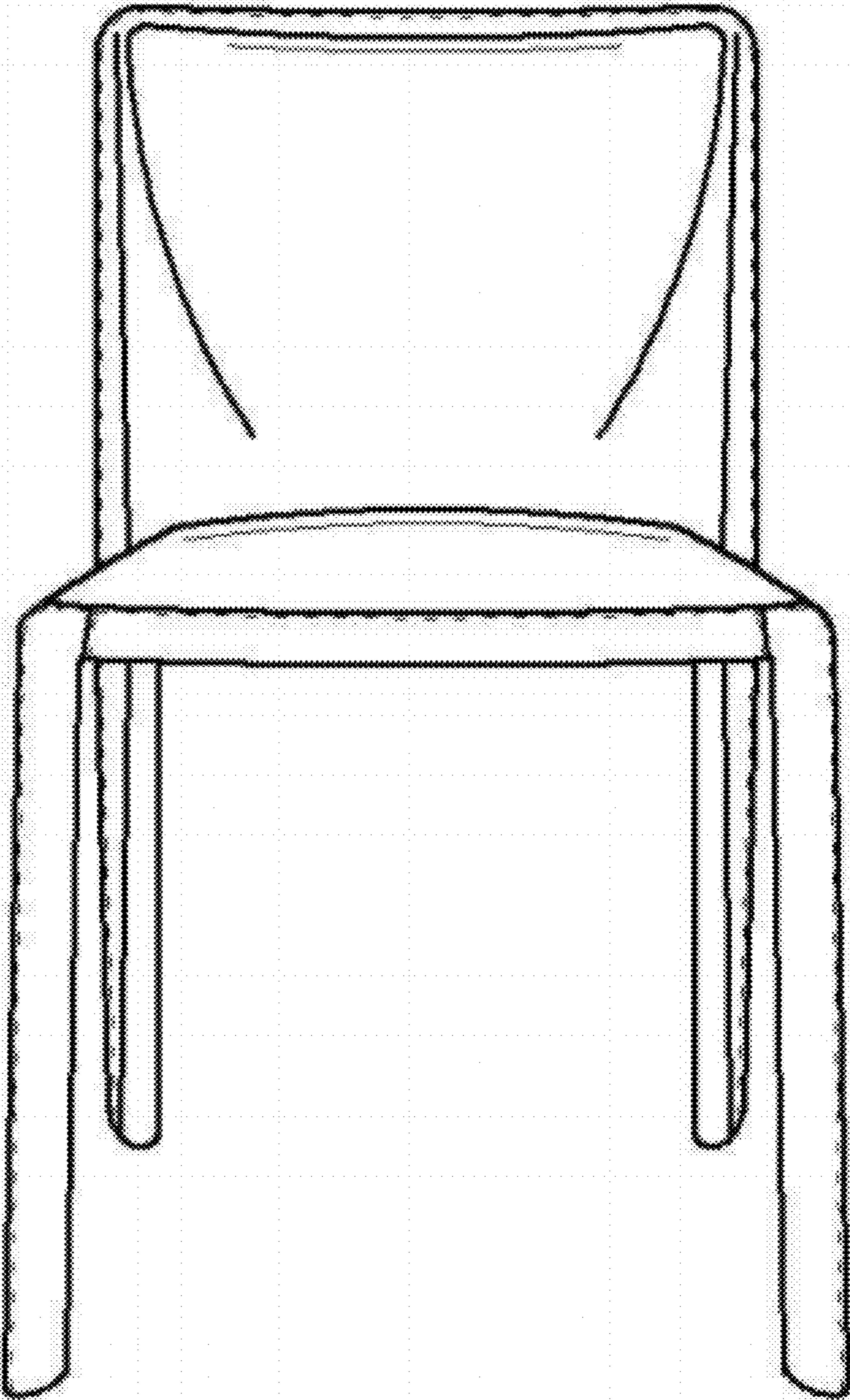


Fig. 2

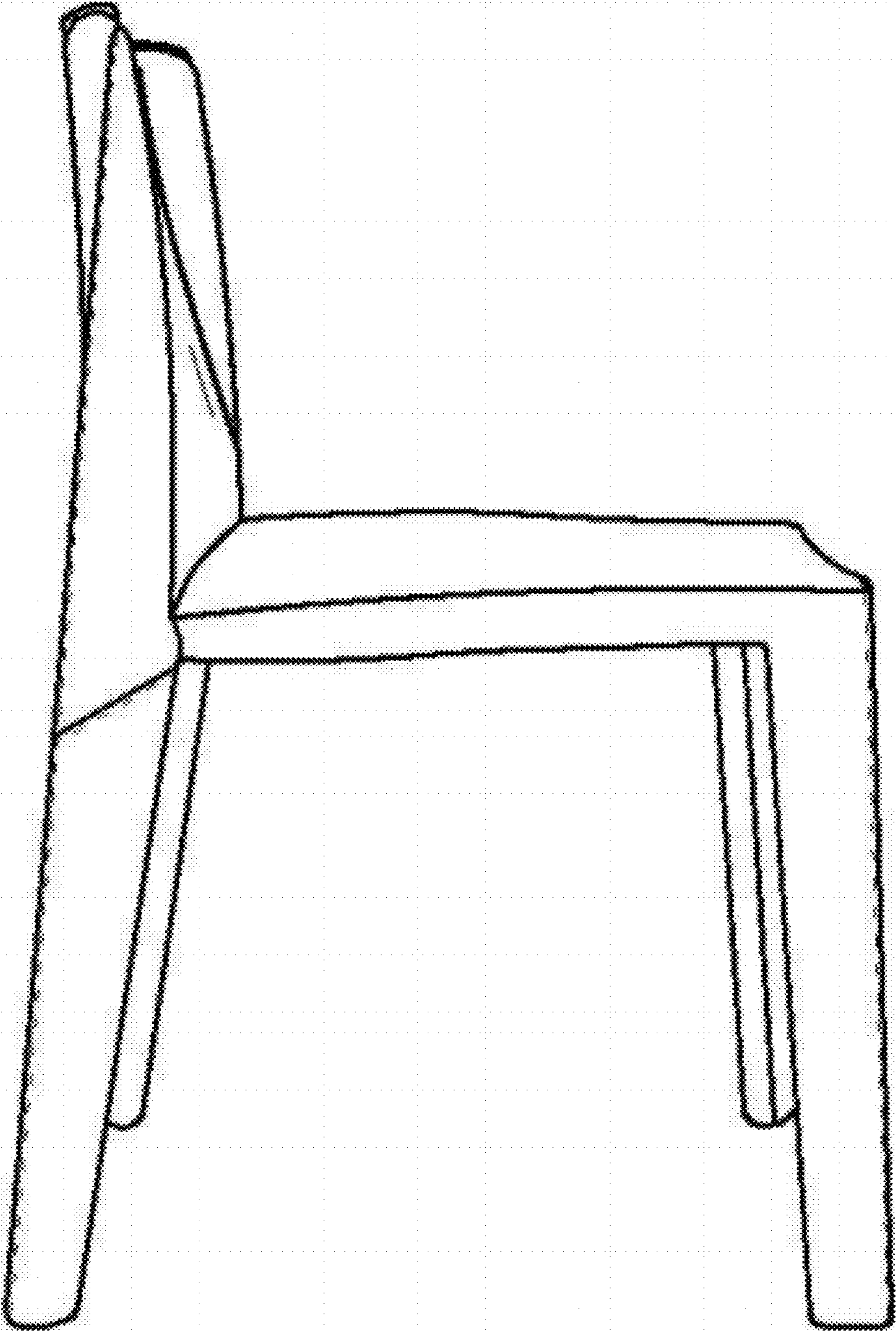


Fig. 3

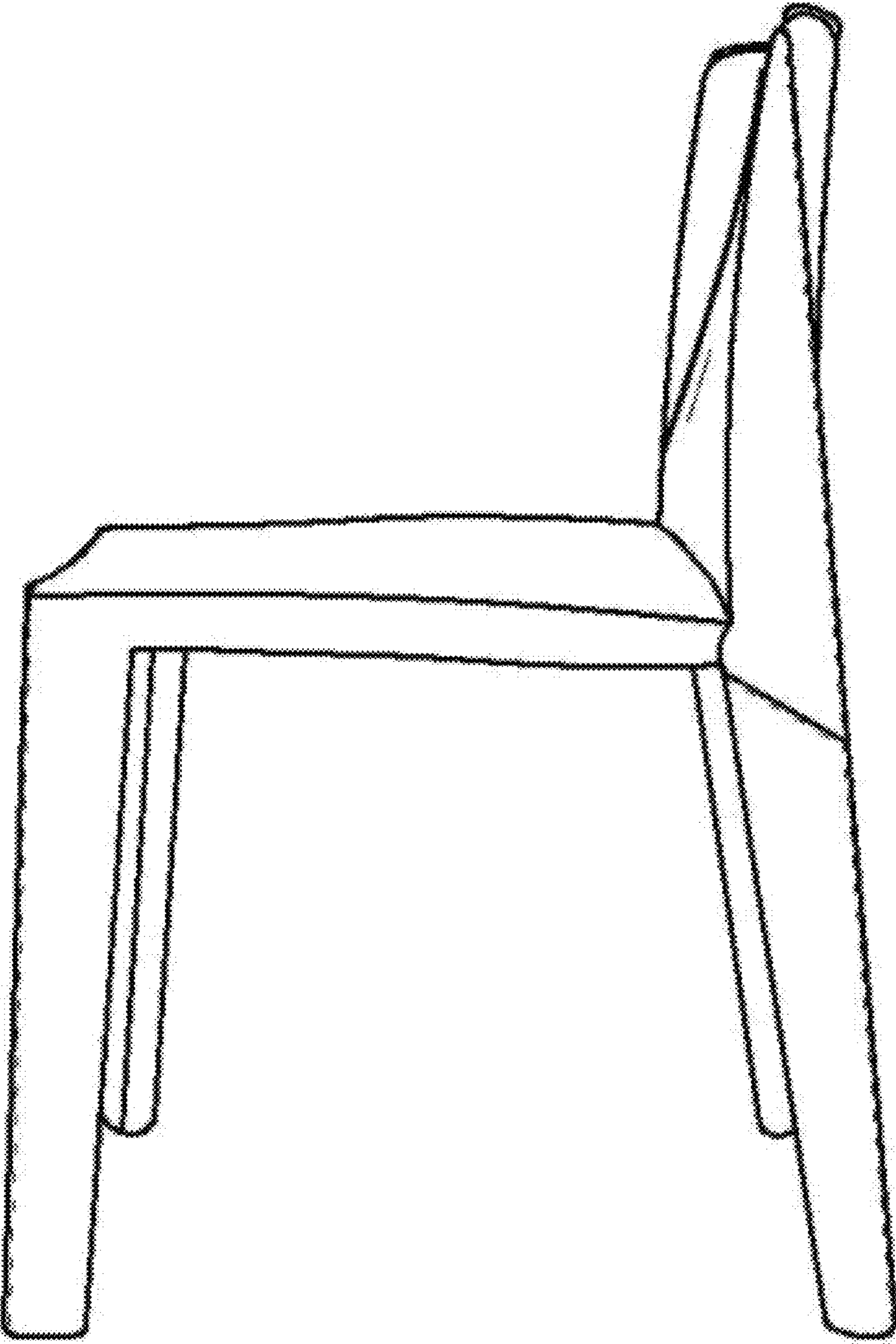


Fig. 4

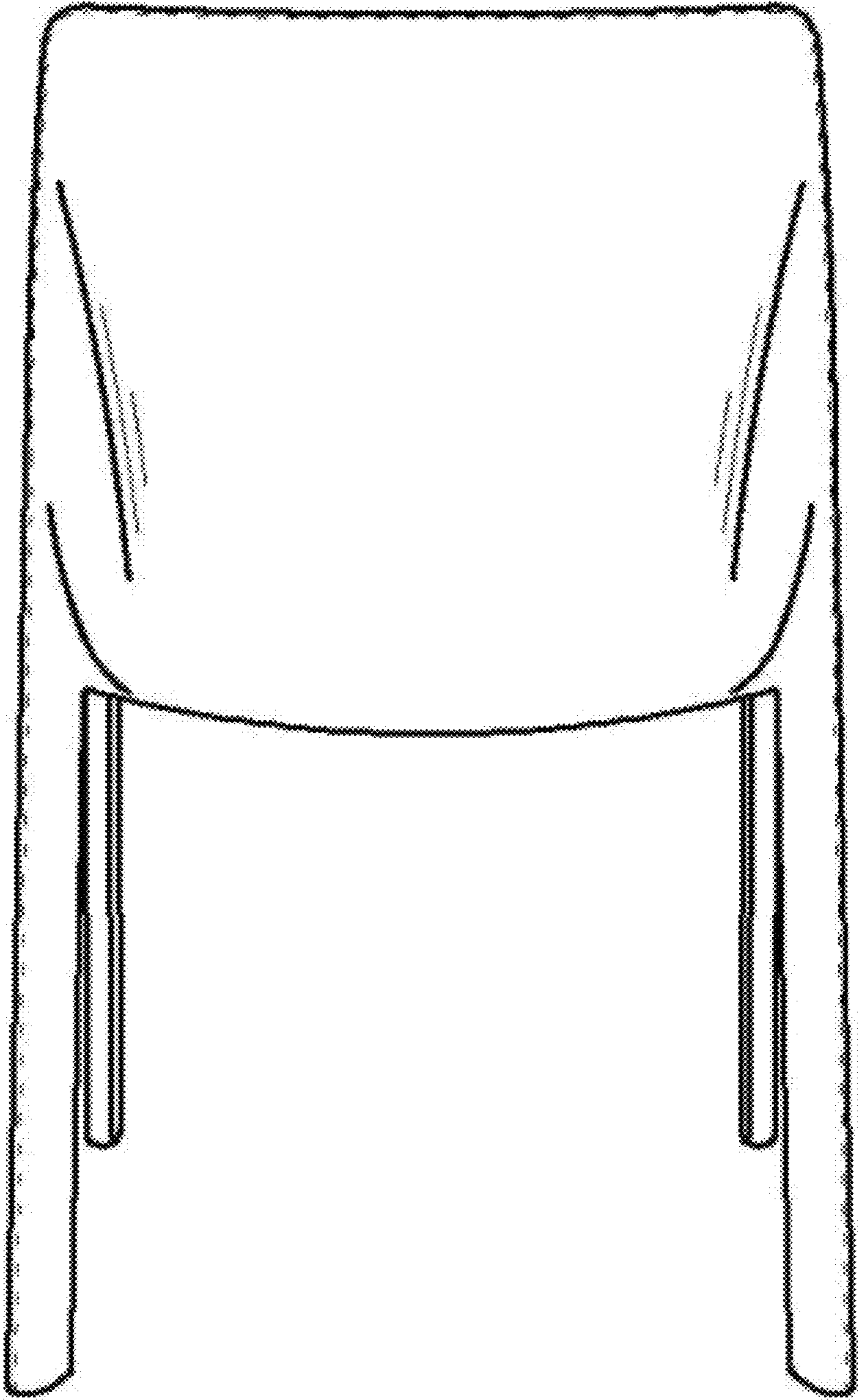


Fig. 5




Fig. 6

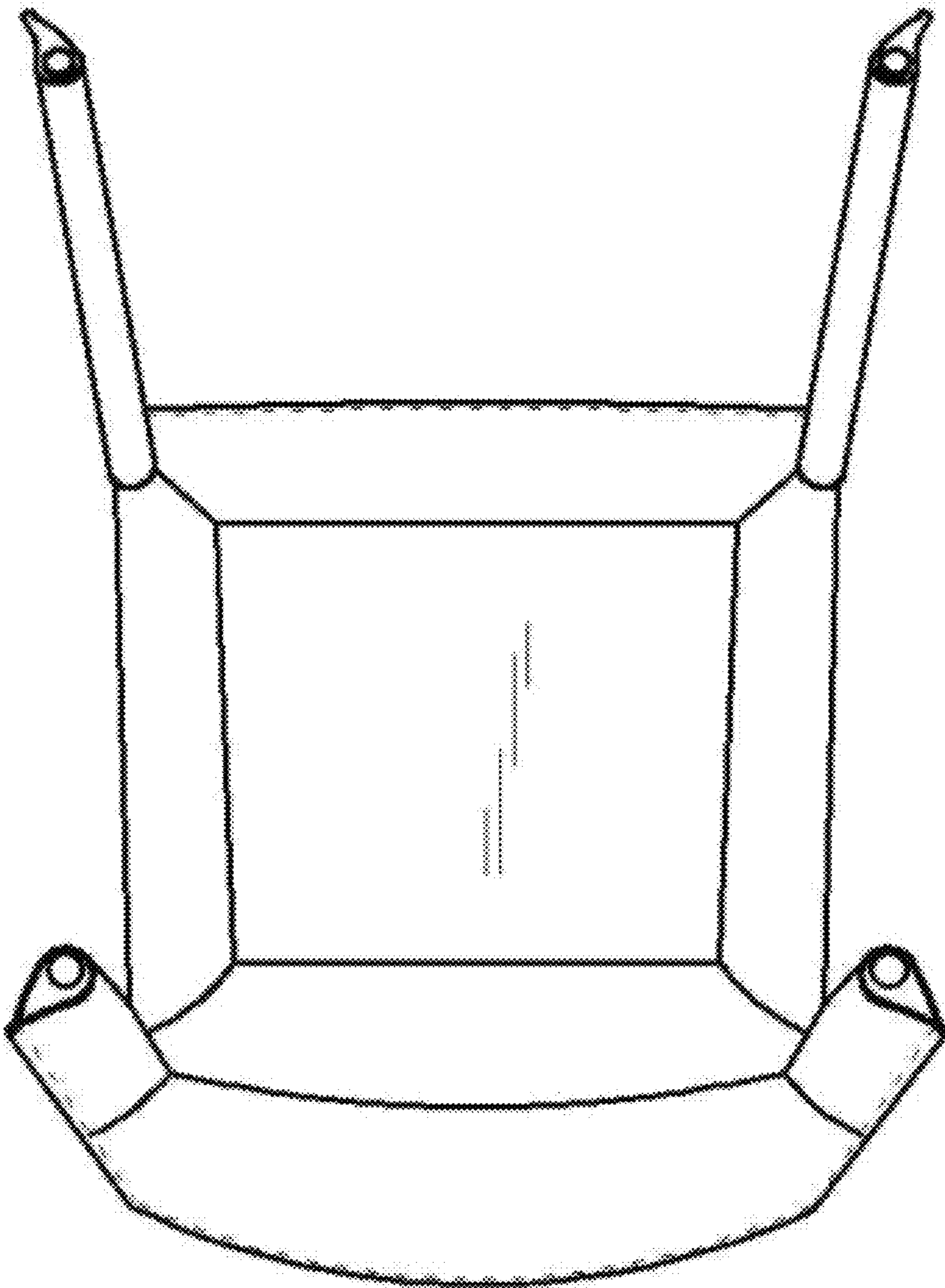


Fig. 7