

US00D669699S

(12) **United States Design Patent**
Stierli

(10) **Patent No.:** **US D669,699 S**

(45) **Date of Patent:** **** Oct. 30, 2012**

(54) **CHAIR**

(75) Inventor: **Dieter Stierli**, Jegenstorf (CH)

(73) Assignee: **Girsberger Holding AG**, Butzberg (CH)

(**) Term: **14 Years**

(21) Appl. No.: **29/385,961**

(22) Filed: **Feb. 23, 2011**

(51) **LOC (9) Cl.** **06-01**

(52) **U.S. Cl.** **D6/373**

(58) **Field of Classification Search** D6/334-336,
D6/371, 372, 373, 374, 375, 379, 380, 500-502;
297/445.1, 448.1, 448.2, 451.3, 452.12, 452.19,
297/452.2, 440.11

See application file for complete search history.

(56) **References Cited**

U.S. PATENT DOCUMENTS

3,471,200 A * 10/1969 Morrison 297/440.11
D218,303 S * 8/1970 Bender D6/373

D238,222 S * 12/1975 Eberle D6/375
D240,484 S * 7/1976 Sklaroff D6/373
D336,169 S * 6/1993 Diaz-Azcuy D6/374
D417,562 S * 12/1999 Aronowitz et al. D6/371
D498,070 S * 11/2004 Sauer D6/373

* cited by examiner

Primary Examiner — Mimosa De

(74) *Attorney, Agent, or Firm* — Volpe and Koenig, P.C.

(57) **CLAIM**

The design for a chair, as shown and described.

DESCRIPTION

FIG. 1 is a top, front, left perspective view of a chair in accordance with our design;

FIG. 2 is a front elevational view thereof;


FIG. 3 is a rear elevational view thereof;

FIG. 4 is a left side elevational view thereof, with the right side elevational view being a mirror image thereof;

FIG. 5 is a top plan view thereof; and,

FIG. 6 is a bottom view thereof.

1 Claim, 6 Drawing Sheets






FIG. 1

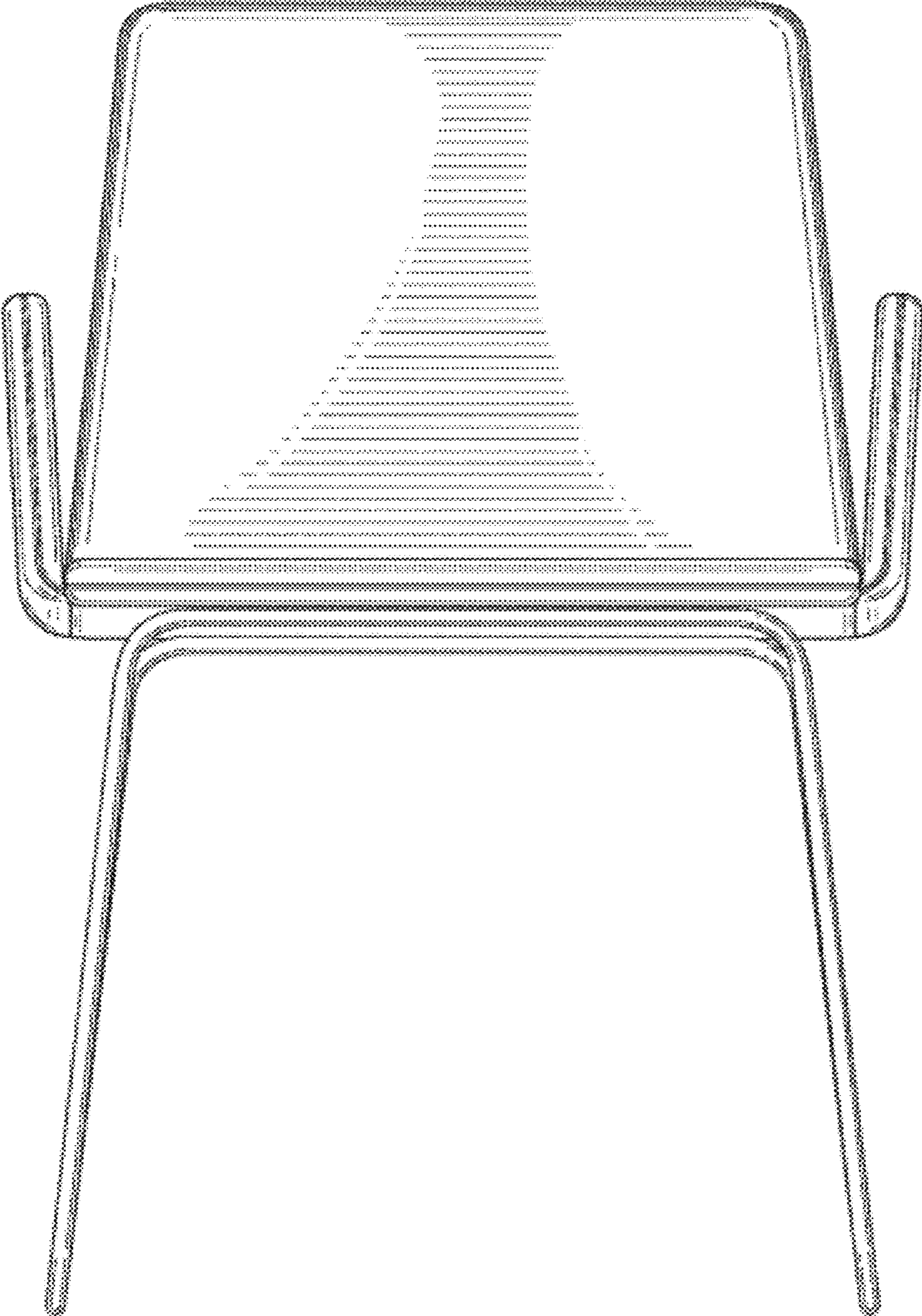


FIG. 2




FIG. 3

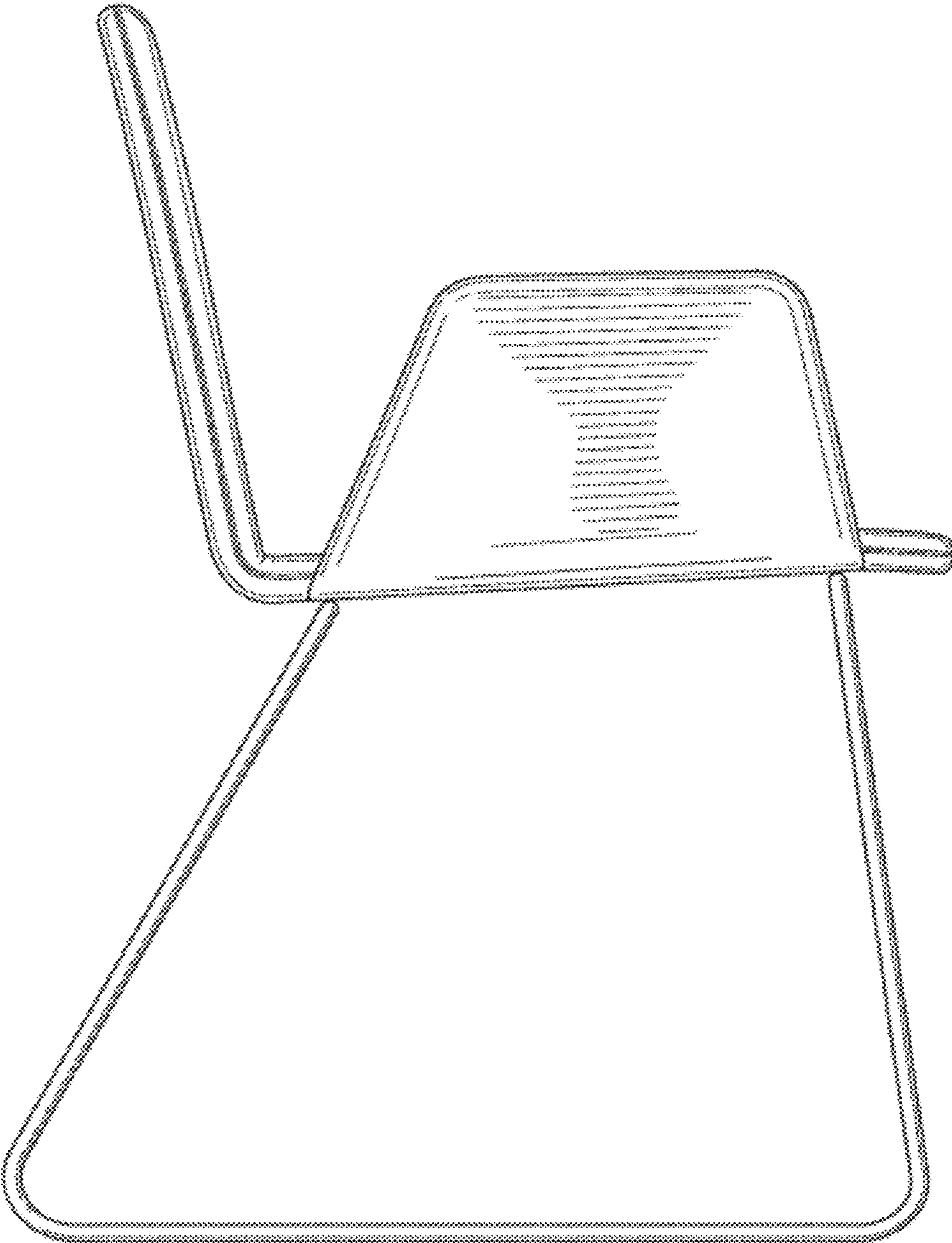


FIG. 4

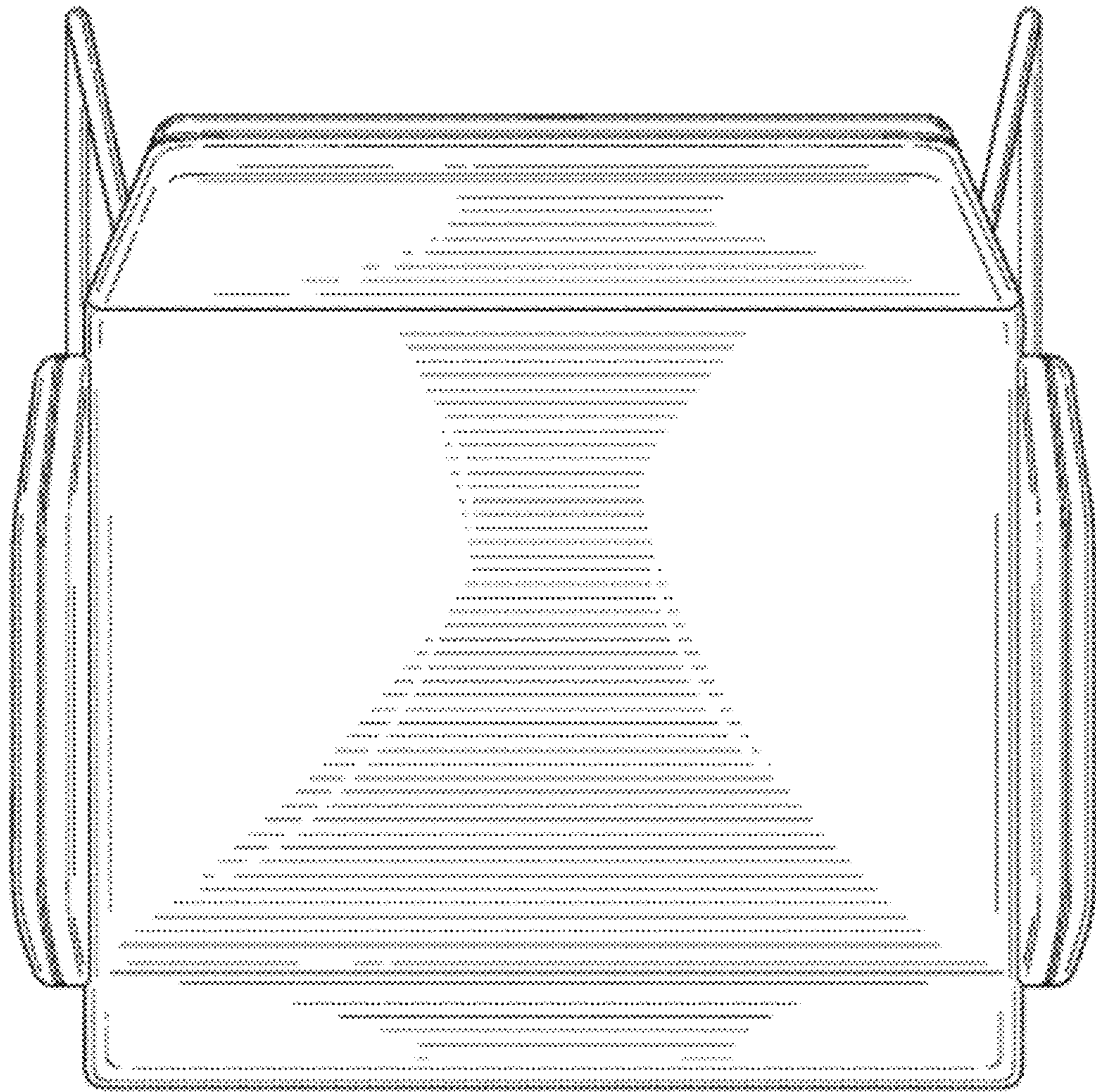


FIG. 5

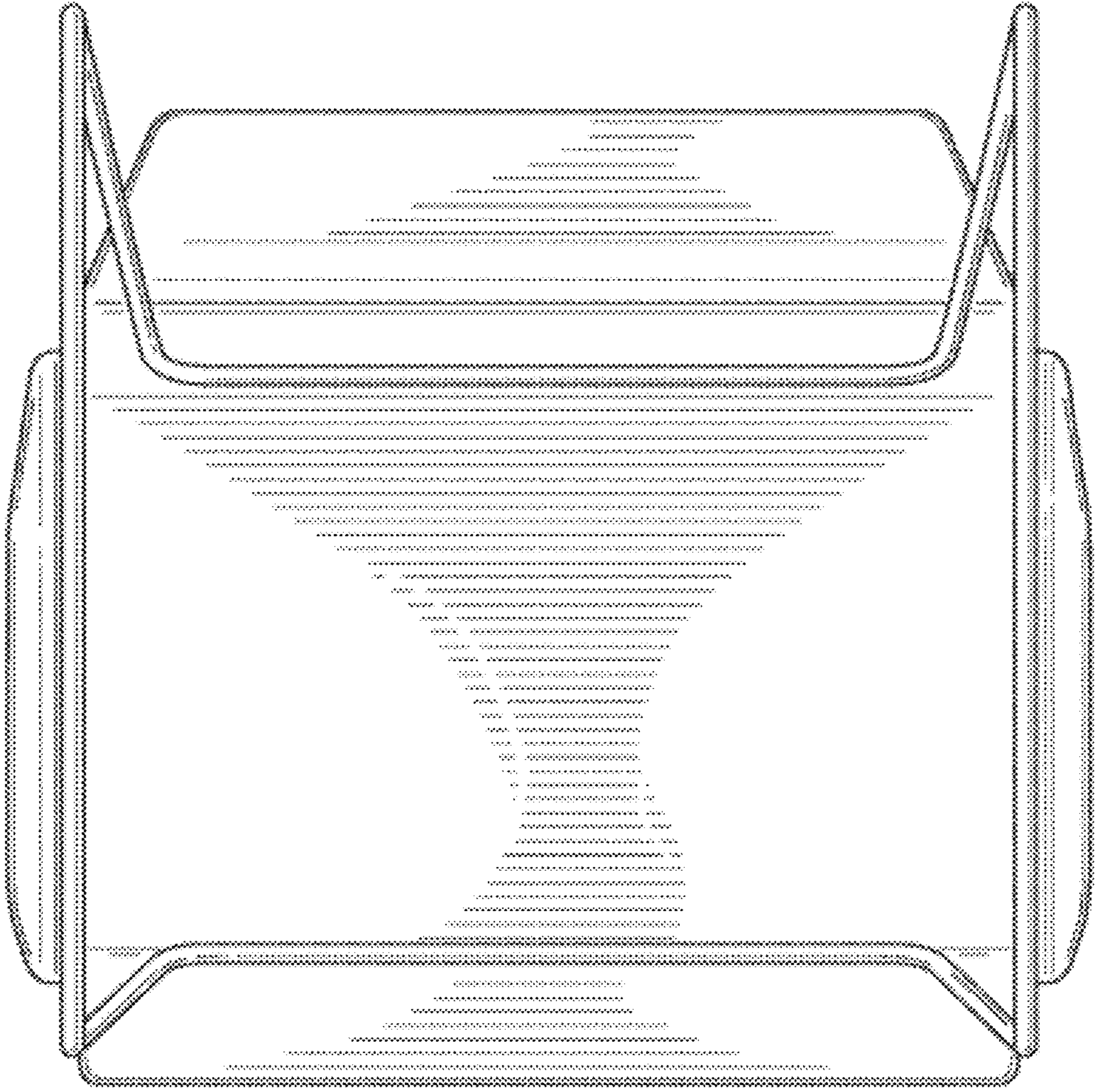


FIG. 6