



US00D669698S

(12) **United States Design Patent**
Chessell

(10) **Patent No.:** **US D669,698 S**

(45) **Date of Patent:** **** Oct. 30, 2012**

(54) **BOTTLE BAR STOOL**

(76) Inventor: **David Chessell**, Woodstock (CA)

(**) Term: **14 Years**

(21) Appl. No.: **29/398,686**

(22) Filed: **Aug. 3, 2011**

(51) **LOC (9) Cl.** **06-01**

(52) **U.S. Cl.** **D6/351**

(58) **Field of Classification Search** D6/335,
D6/340, 349-355, 495, 500-502; 297/16.1,
297/175, 187, 195.1, 423.1, 423.11, 423.14,
297/423.16, 461, 462

See application file for complete search history.

(56) **References Cited**

U.S. PATENT DOCUMENTS

2,502,847	A *	4/1950	Honigman	297/461
2,525,670	A *	10/1950	Hamilton	5/402
2,708,965	A *	5/1955	King	297/461
D326,572	S	6/1992	Mackie		
D335,034	S	4/1993	Herman		
D365,694	S	1/1996	Liisberg		
D426,082	S *	6/2000	Fehlig et al.	D6/351
D432,802	S *	10/2000	Taylor et al.	D6/351
D450,941	S *	11/2001	Spitler	D6/349
D467,742	S *	12/2002	de Blois	D6/349

D521,259	S	5/2006	Hightower		
D524,083	S	7/2006	Danze		
D585,202	S	1/2009	Curtis		
D599,123	S *	9/2009	Domack et al.	D6/349

* cited by examiner

Primary Examiner — Sandra Snapp

(74) *Attorney, Agent, or Firm* — Buckingham, Doolittle & Burroughs, LLP

(57) **CLAIM**

The ornamental design for a bottle bar stool, as shown and described.

DESCRIPTION

FIG. 1 is a front elevational view of the stool of the present invention;

FIG. 2 is a right side elevational view of the stool of the present invention;

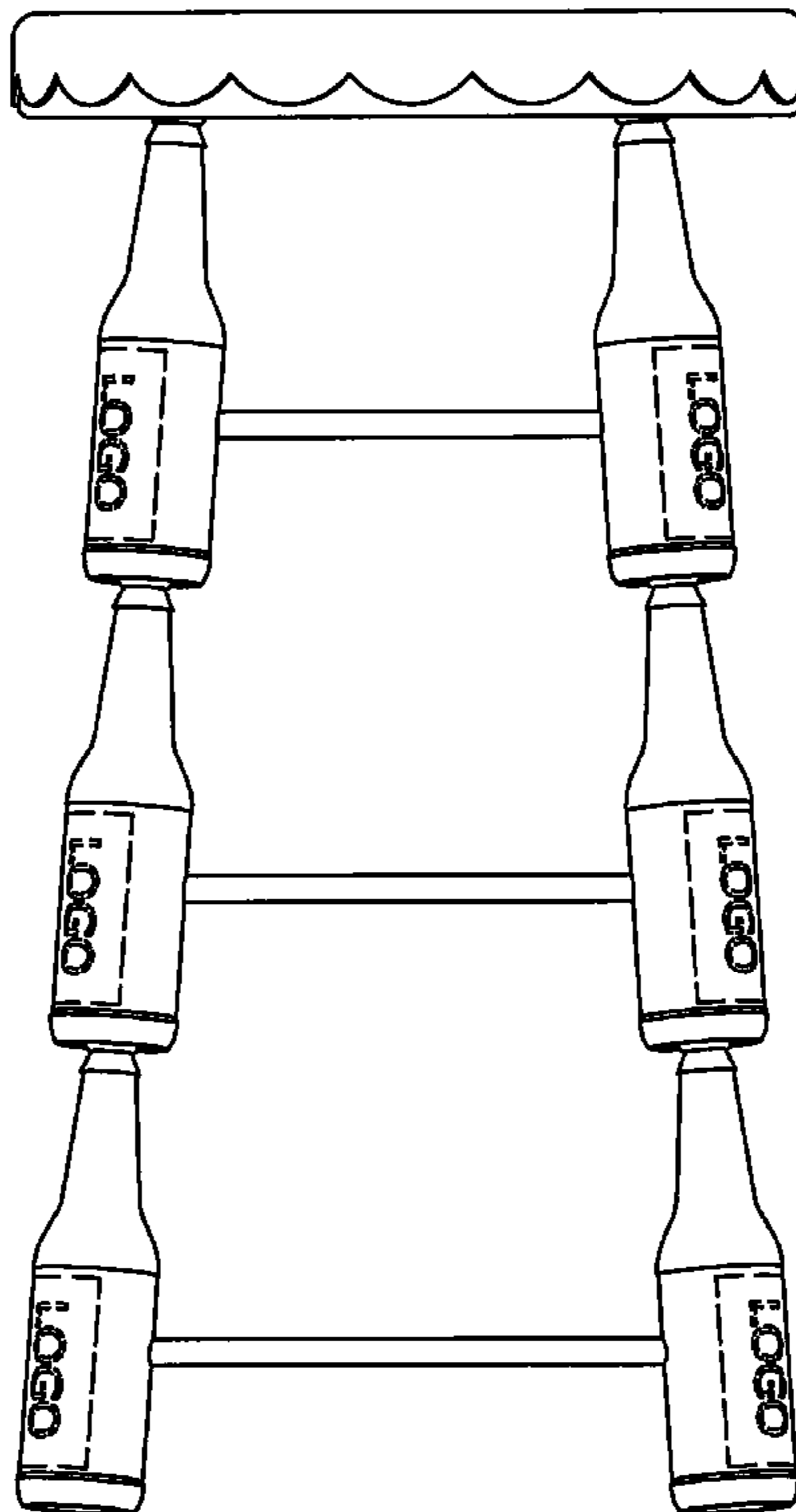
FIG. 3 is a left side elevational view of the stool of the present invention;

FIG. 4 is a rear elevational view of the stool of the present invention;

FIG. 5 is a top view of the stool of the present invention; and,

FIG. 6 is a bottom view of the stool of the present invention. The broken lines shown in the drawings are for illustrative purposes only and form no part of the claimed design.

1 Claim, 6 Drawing Sheets



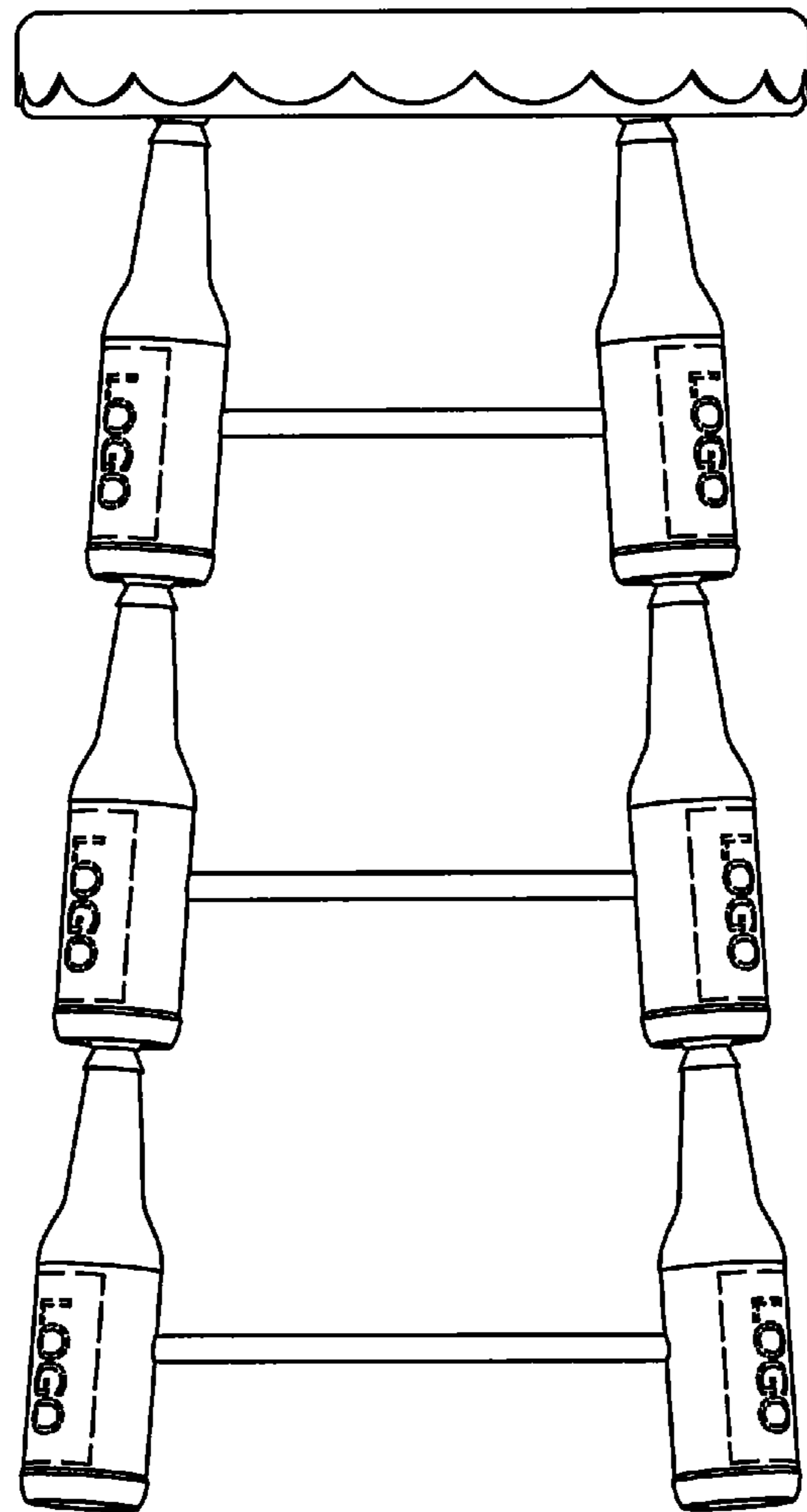


FIG. 1




FIG. 2

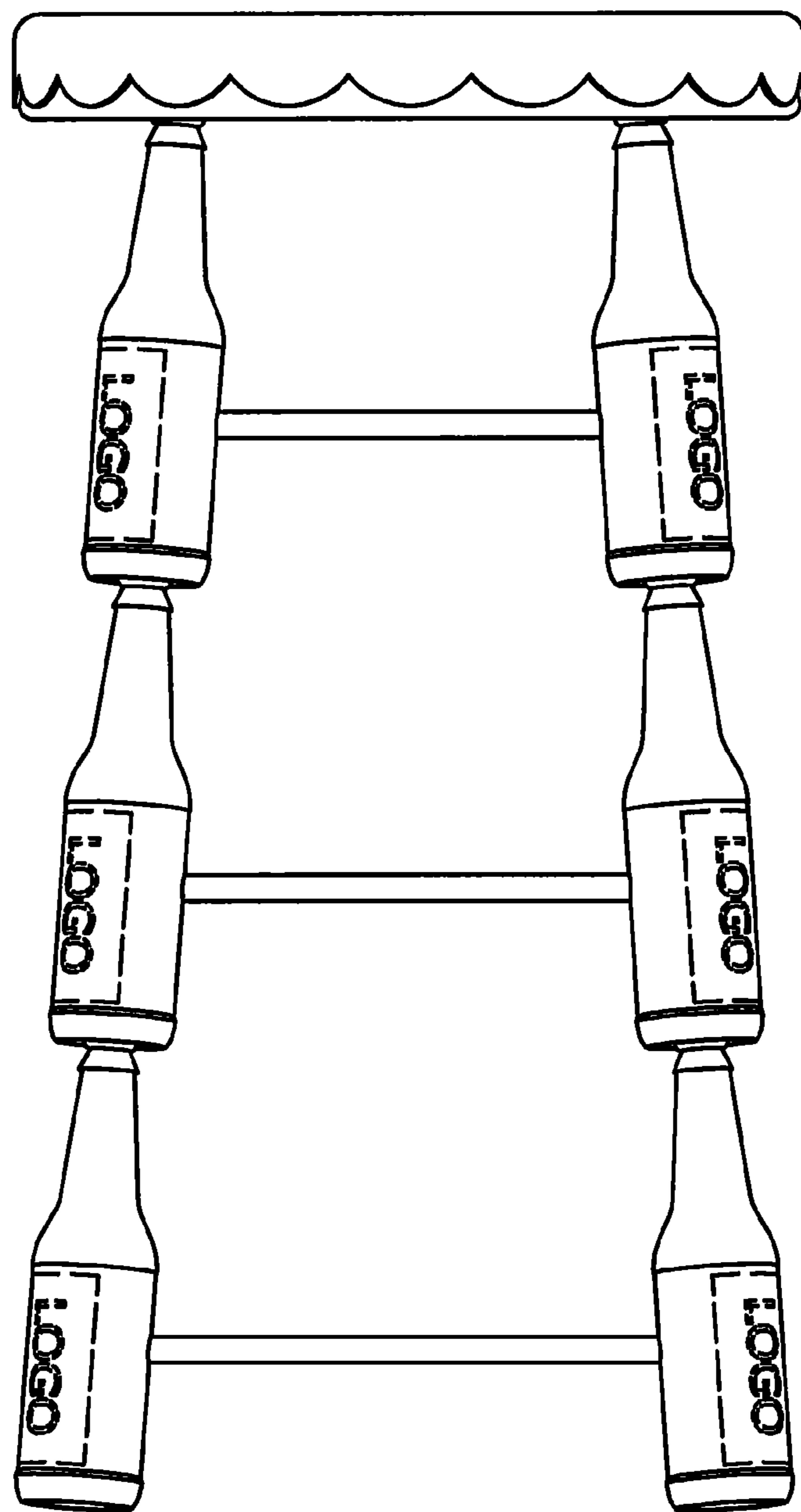


FIG. 3

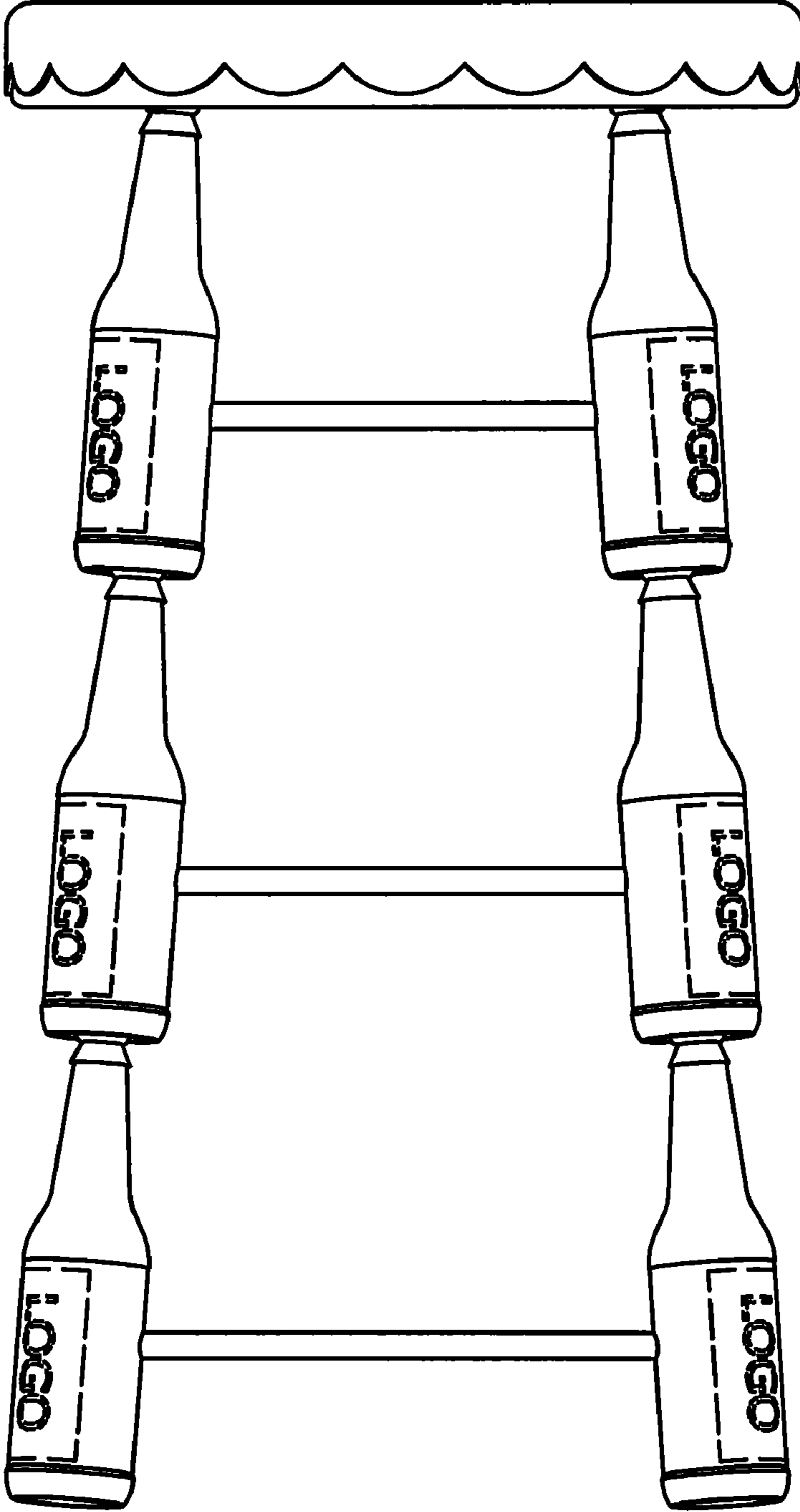


FIG. 4




FIG. 5




FIG. 6