



US00D669679S

(12) **United States Design Patent**
Goldstein

(10) **Patent No.:** **US D669,679 S**

(45) **Date of Patent:** **** Oct. 30, 2012**

(54) **COMBINED SYRINGE KEY CHAIN AND BOTTLE OPENER**

(76) Inventor: **Avraham Goldstein**, Flushing, NY (US)

(**) Term: **14 Years**

(21) Appl. No.: **29/414,266**

(22) Filed: **Feb. 27, 2012**

(51) **LOC (9) Cl.** **03-01**

(52) **U.S. Cl.** **D3/208**

(58) **Field of Classification Search** D11/48,
D11/49, 53, 54, 55, 99, 100–102; 63/26–28,
63/32; D3/207–212; D8/16, 38, 347, 348,
D8/354, 395; 70/456 B, 457, 458; 206/37.1;
D21/576, 593, 594, 606, 609, 610, 611, 659,
D21/660; 74/526; D24/112, 130

See application file for complete search history.

(56) **References Cited**

U.S. PATENT DOCUMENTS

D278,950	S	*	5/1985	Vaughan	D3/208
4,985,020	A	*	1/1991	Kasuya	604/192
D374,745	S	*	10/1996	Harris	D28/65
D377,687	S	*	1/1997	Udovch	D24/114
D580,160	S	*	11/2008	Wilson et al.	D3/207
D646,888	S	*	10/2011	Kieswetter	D3/208

* cited by examiner

Primary Examiner — Ralf Seifert

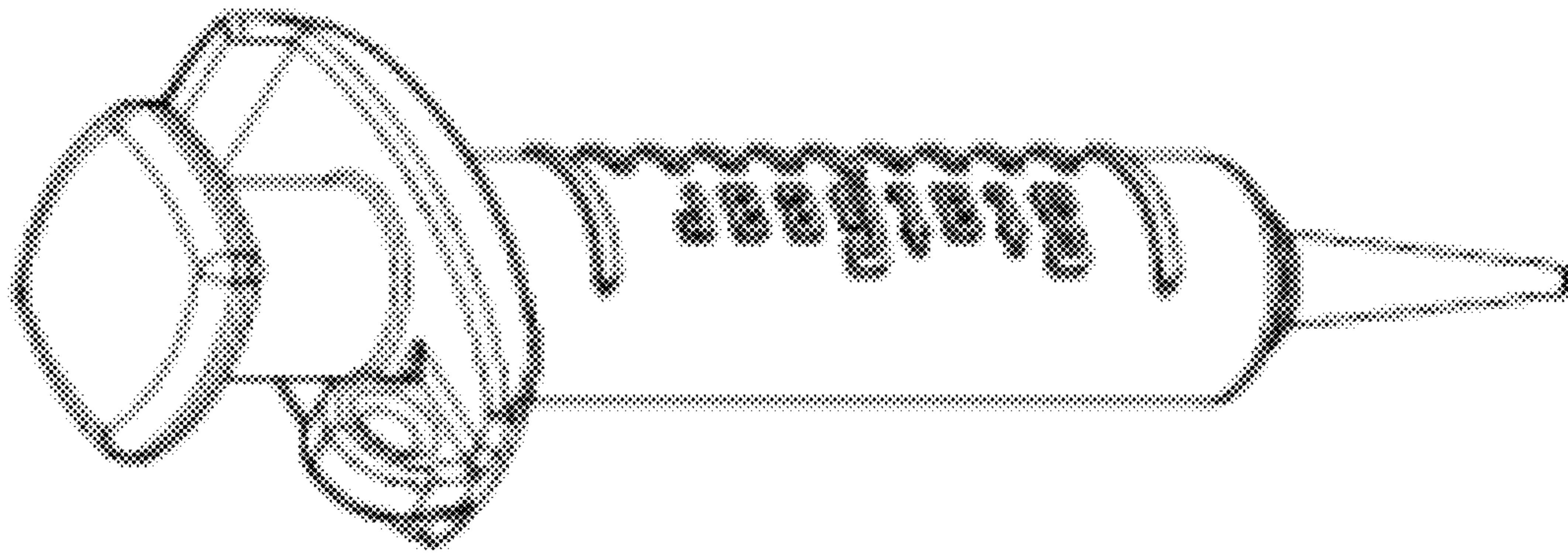
(57) **CLAIM**

I claim the ornamental design for a combined syringe key chain and bottle opener, as shown and described.

DESCRIPTION

FIG. 1 is a first side view of a combined syringe key chain and bottle opener of the claimed design;
 FIG. 2 is a second side view of a combined syringe key chain and bottle opener of the claimed design;
 FIG. 3 is a third side view of a combined syringe key chain and bottle opener of the claimed design;
 FIG. 4 is a fourth side view of a combined syringe key chain and bottle opener of the claimed design;
 FIG. 5 is a first perspective view of a combined syringe key chain and bottle opener of the claimed design;
 FIG. 6 is a second perspective view of a combined syringe key chain and bottle opener of the claimed design;
 FIG. 7 is a third perspective view of a combined syringe key chain and bottle opener of the claimed design;
 FIG. 8 is a fourth perspective view of a combined syringe key chain and bottle opener of the claimed design;
 FIG. 9 is an end view of a combined syringe key chain and bottle opener of the claimed design, viewed from the plunger end thereof; and,
 FIG. 10 is another end view of a combined syringe key chain and bottle opener of the claimed design, viewed from the tip end thereof.

1 Claim, 3 Drawing Sheets






FIG. 1

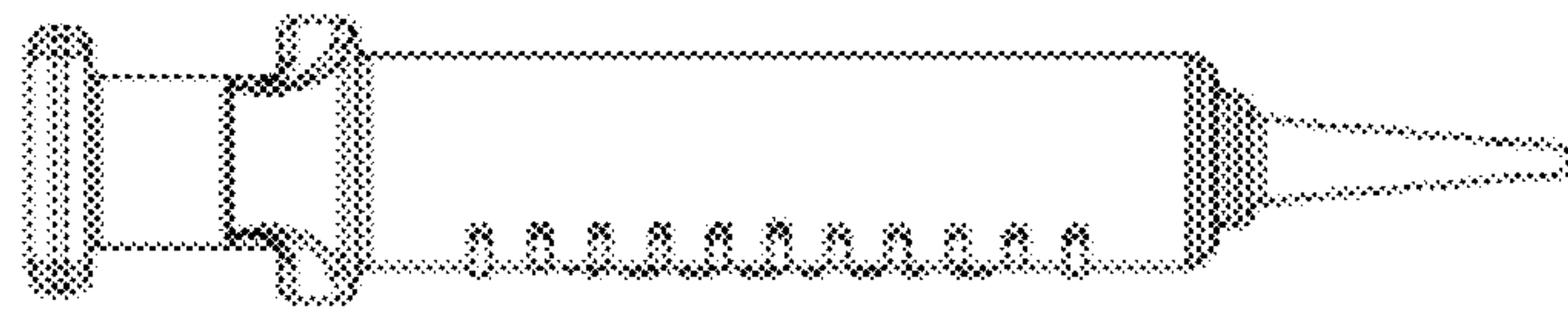


FIG. 2

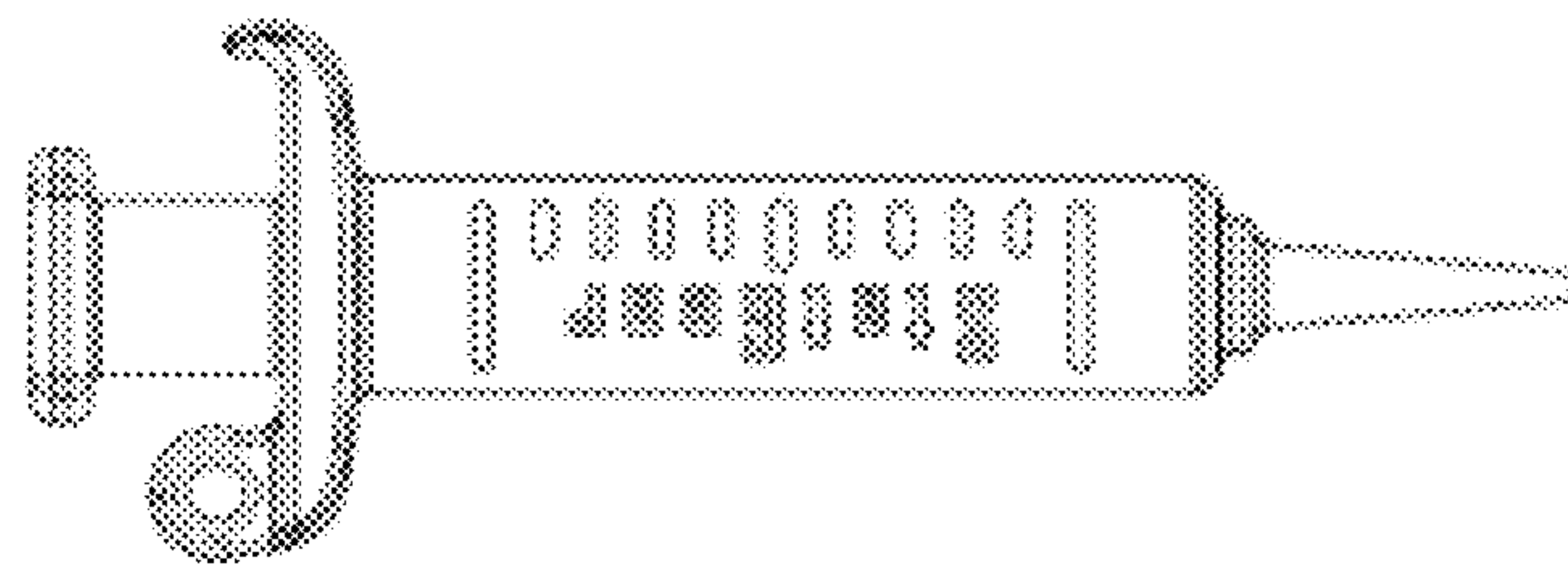


FIG. 3




FIG. 4




FIG. 5

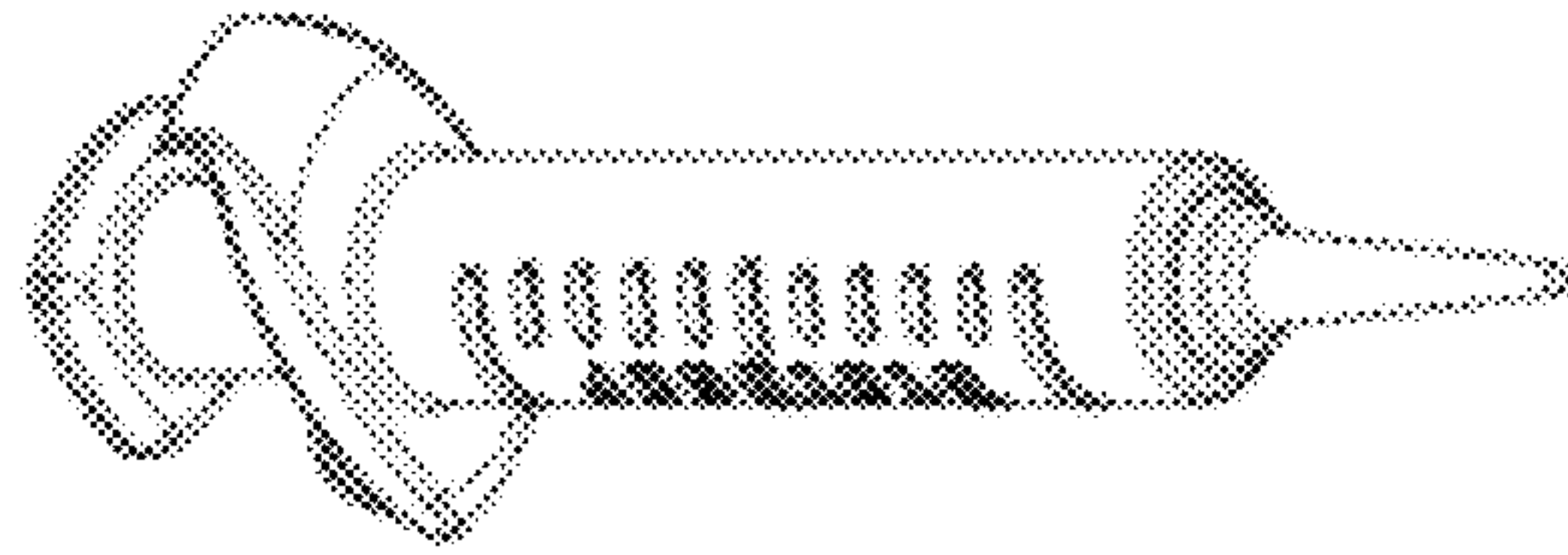


FIG. 6

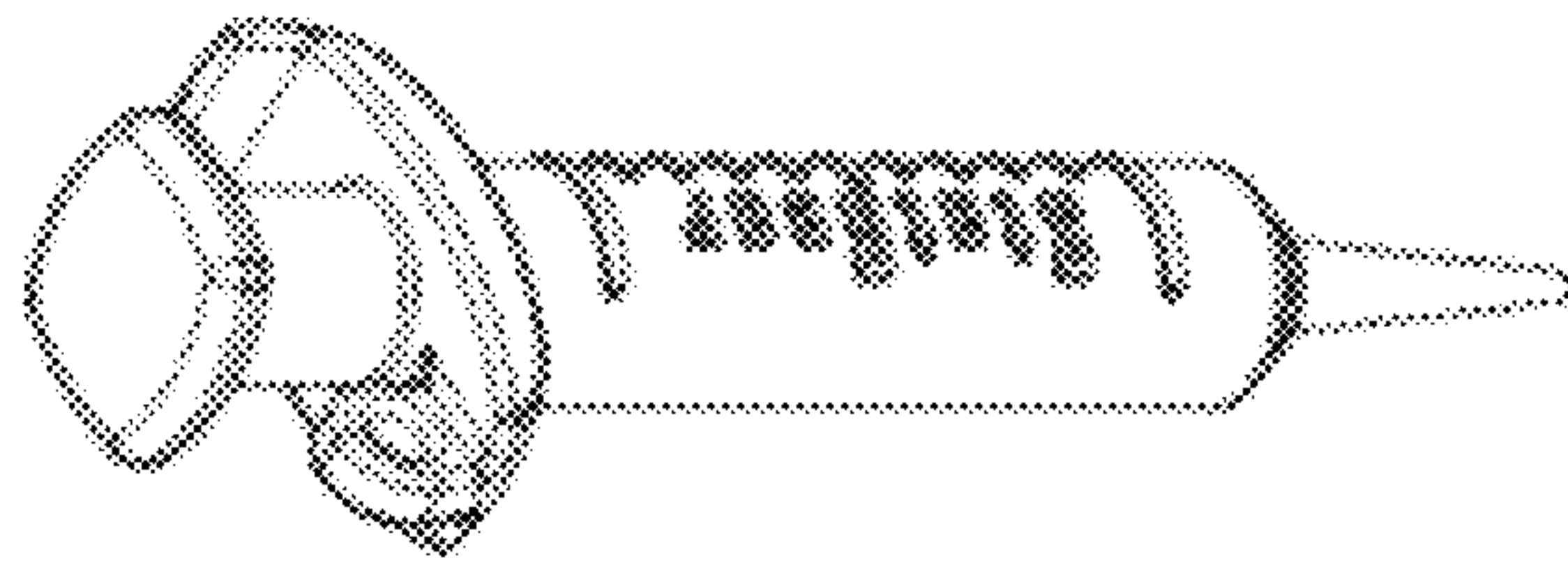


FIG. 7




FIG. 8

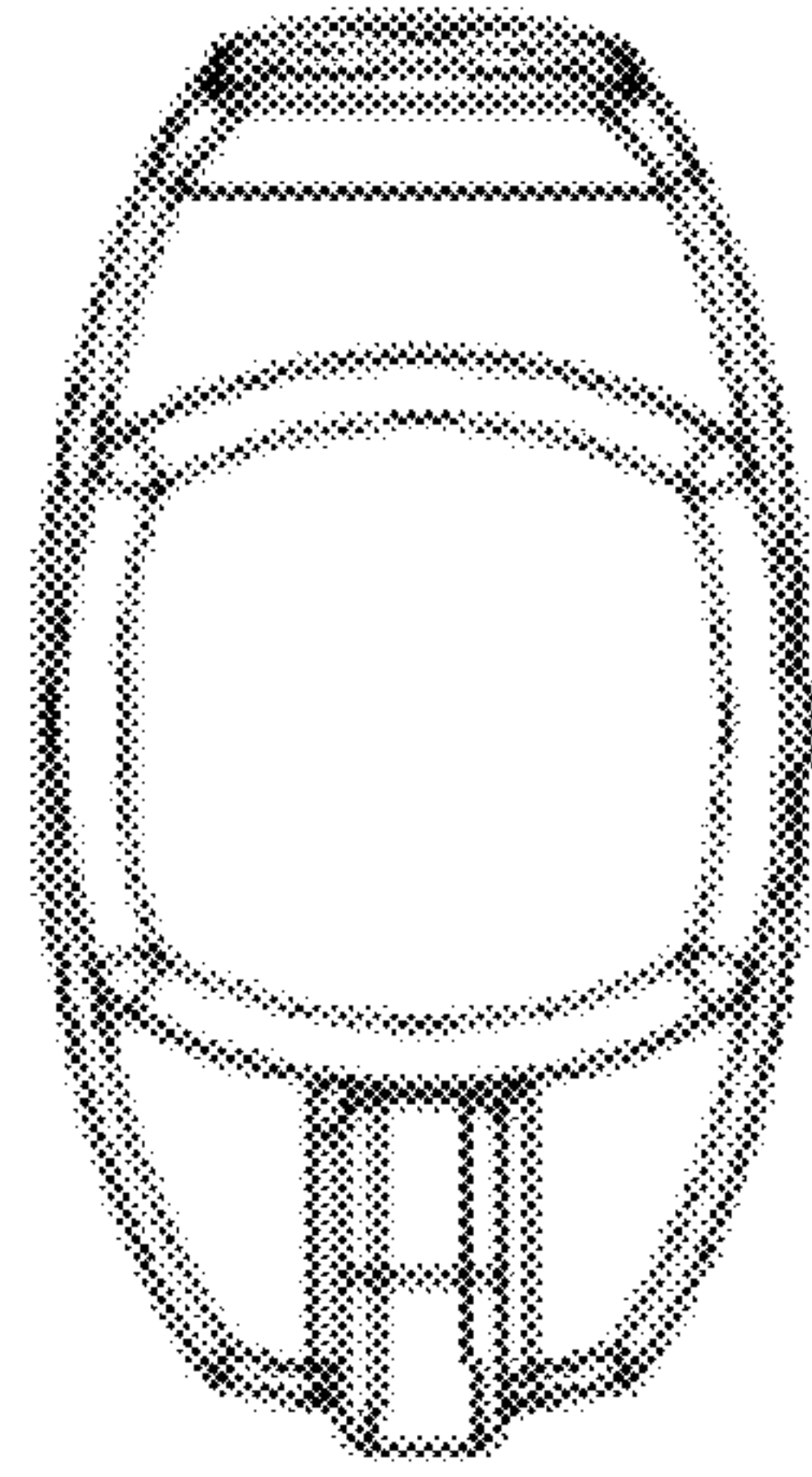


FIG. 9

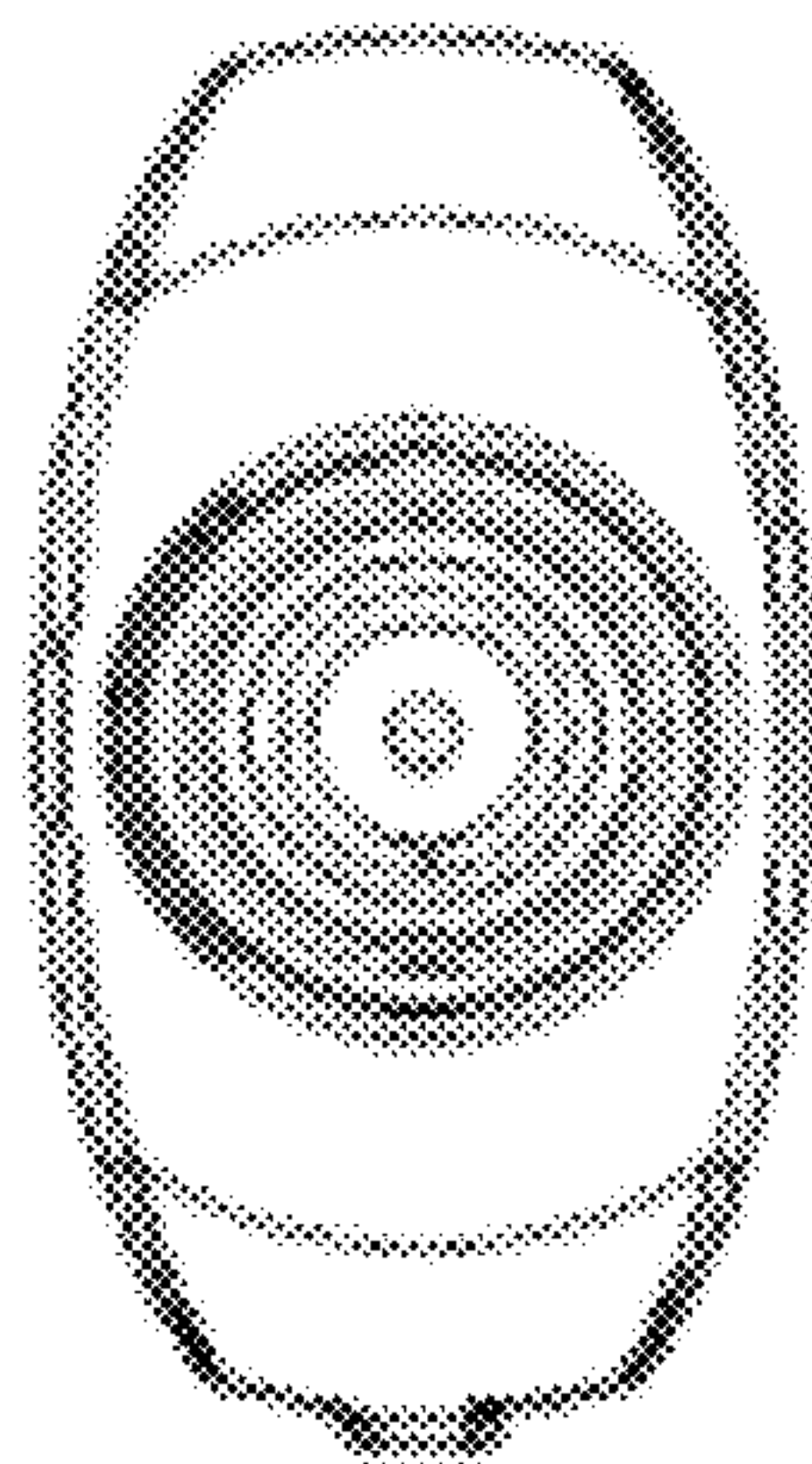


FIG. 10