

US00D669675S

(12) **United States Design Patent**  
**Tran et al.**

(10) **Patent No.:** **US D669,675 S**  
(45) **Date of Patent:** **\*\* Oct. 30, 2012**

(54) **FOOTWEAR**

(76) Inventors: **Tho Buu Tran**, Pinellas Park, FL (US);  
**Rolando Valdes**, Miramar, FL (US)

(\*\*) Term: **14 Years**

(21) Appl. No.: **29/390,229**

(22) Filed: **Apr. 21, 2011**

(51) **LOC (9) Cl.** ..... **02-99**

(52) **U.S. Cl.** ..... **D2/969**

(58) **Field of Classification Search** ..... D2/896,  
D2/902, 906-908, 923, 943-945, 969, 972-975;  
36/45-49, 50.1, 54, 77 M, 77 R, 83, 88, 113,  
36/114, 126-131, 100, 132, 136, 11.5  
See application file for complete search history.

(56) **References Cited**

**U.S. PATENT DOCUMENTS**

2,421,818	A	*	6/1947	Tibiletti	.....	36/11.5
D176,066	S	*	11/1955	Evins	.....	D2/969
D304,128	S	*	10/1989	Kolman et al.	.....	D2/969
D336,973	S	*	7/1993	Fritcher	.....	D2/906
5,566,477	A	*	10/1996	Mathis et al.	.....	36/136
D377,410	S	*	1/1997	Crowley	.....	D2/946
D385,998	S	*	11/1997	Clegg	.....	D2/975
D422,128	S	*	4/2000	Adler	.....	D2/907
D426,372	S	*	6/2000	Price	.....	D2/908

D431,713	S	*	10/2000	Wilson	.....	D2/969
D433,212	S	*	11/2000	Morle	.....	D2/905
D447,858	S	*	9/2001	Matis et al.	.....	D2/969
D450,425	S	*	11/2001	Bosse et al.	.....	D2/904
D458,443	S	*	6/2002	Matis	.....	D2/969
D472,041	S	*	3/2003	Kuerbis	.....	D2/972
D499,870	S	*	12/2004	Belley et al.	.....	D2/969
D512,815	S	*	12/2005	Stauffer	.....	D2/907
D513,360	S	*	1/2006	Robbins et al.	.....	D2/969
D548,938	S	*	8/2007	Belley et al.	.....	D2/969
D564,210	S	*	3/2008	Minami	.....	D2/972

\* cited by examiner

*Primary Examiner* — Dominic Simone

(74) *Attorney, Agent, or Firm* — Christopher & Weisberg, P.A.

(57) **CLAIM**

The ornamental design for a footwear, as shown.

**DESCRIPTION**

FIG. 1 is front perspective view of an example of footwear in accordance with the present invention;

FIG. 2 is a side view thereof;

FIG. 3 is an additional side view thereof;

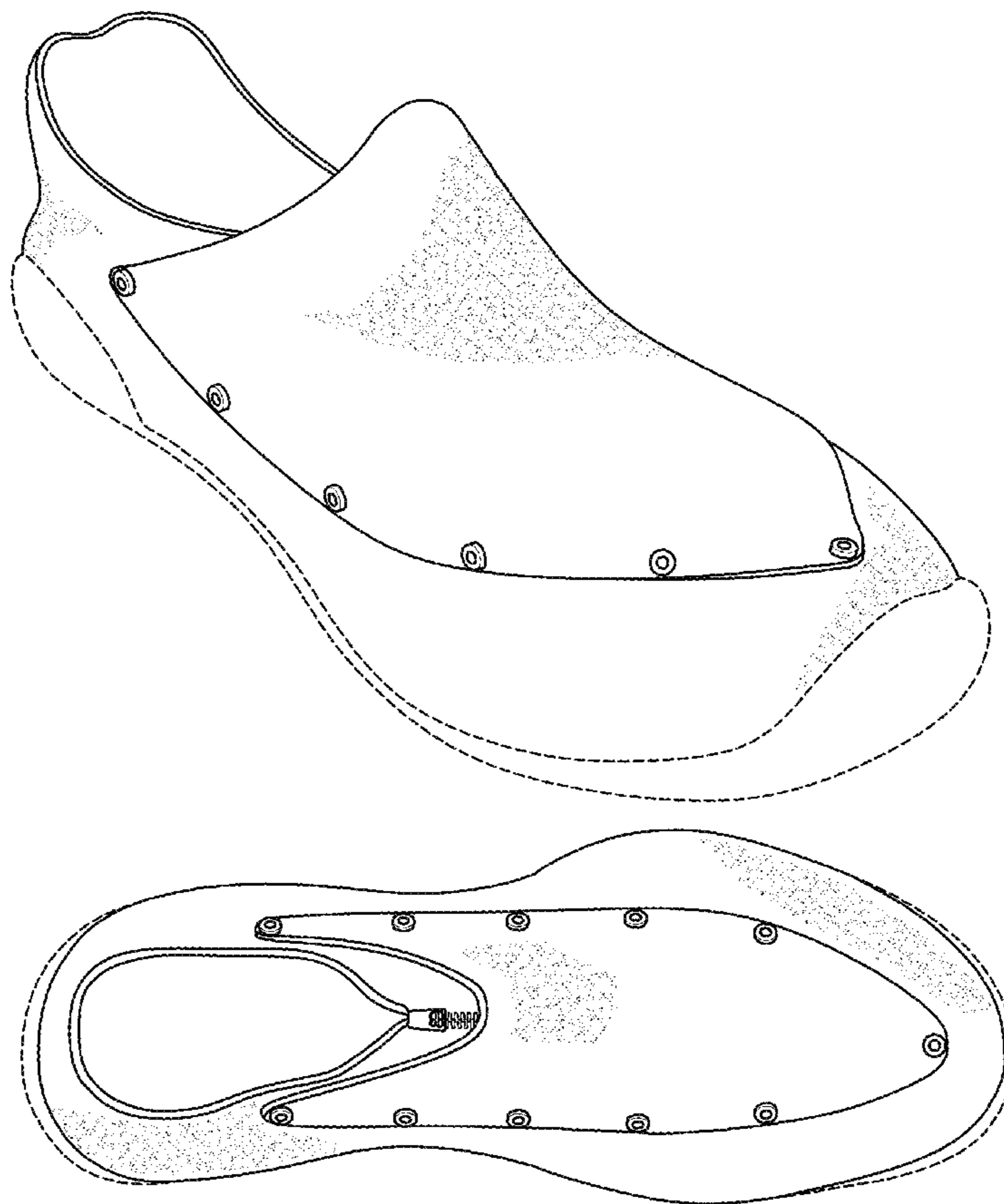
FIG. 4 is a top view thereof;

FIG. 5 is a bottom view thereof;

FIG. 6 is a front view thereof; and,

FIG. 7 is a rear view thereof.

**1 Claim, 3 Drawing Sheets**



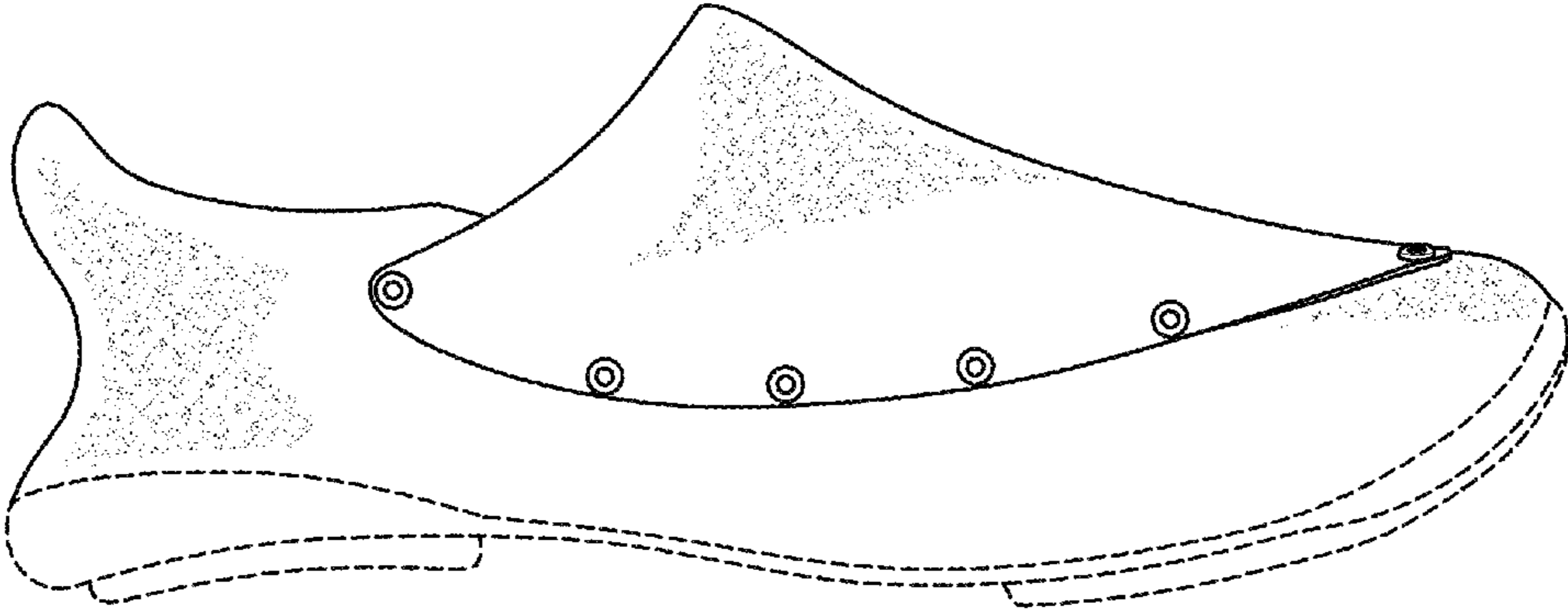
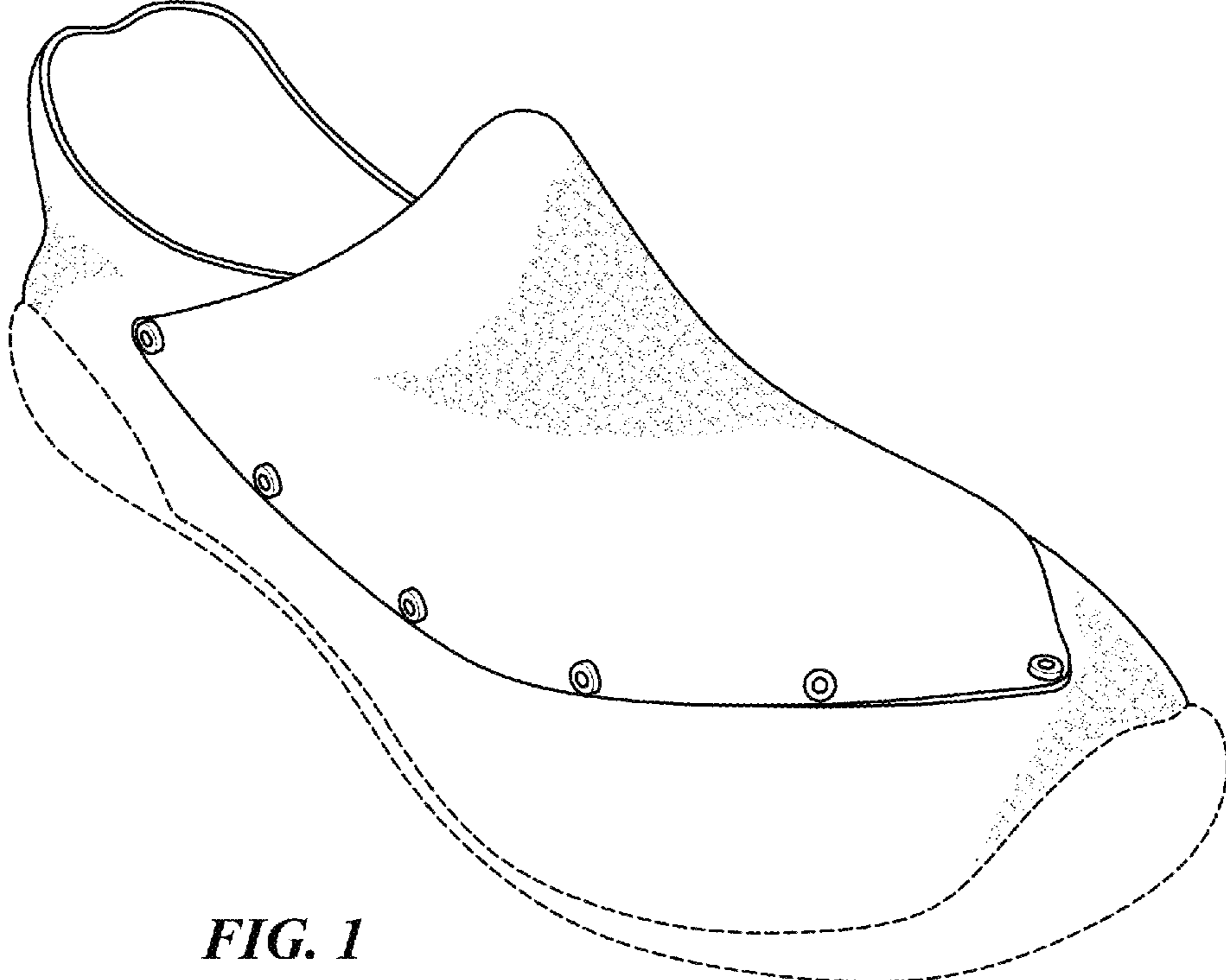
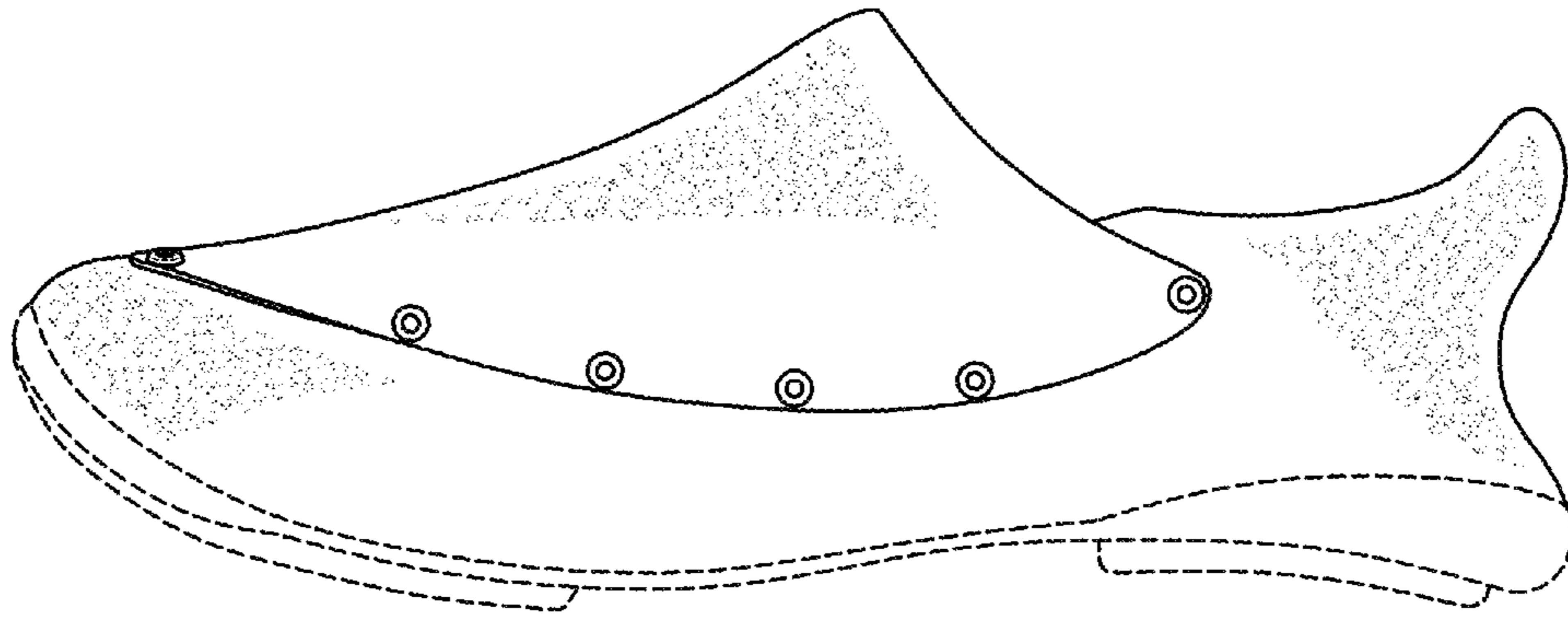
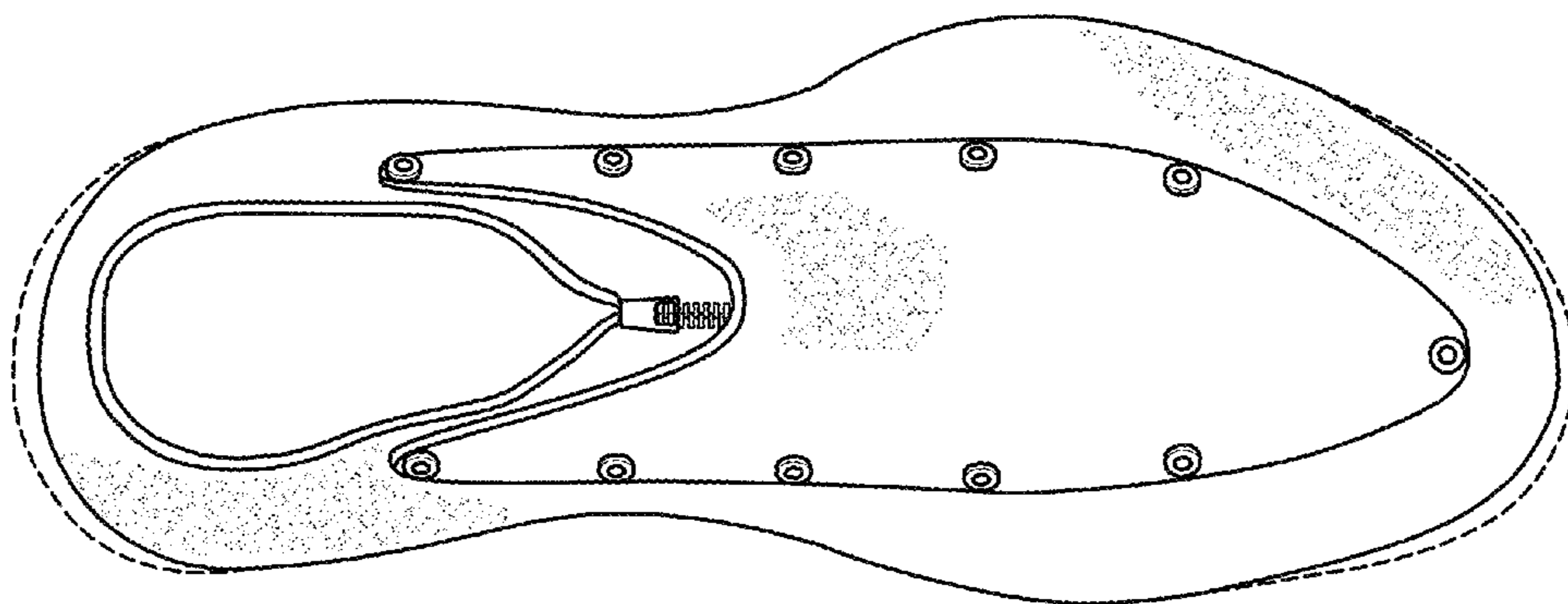


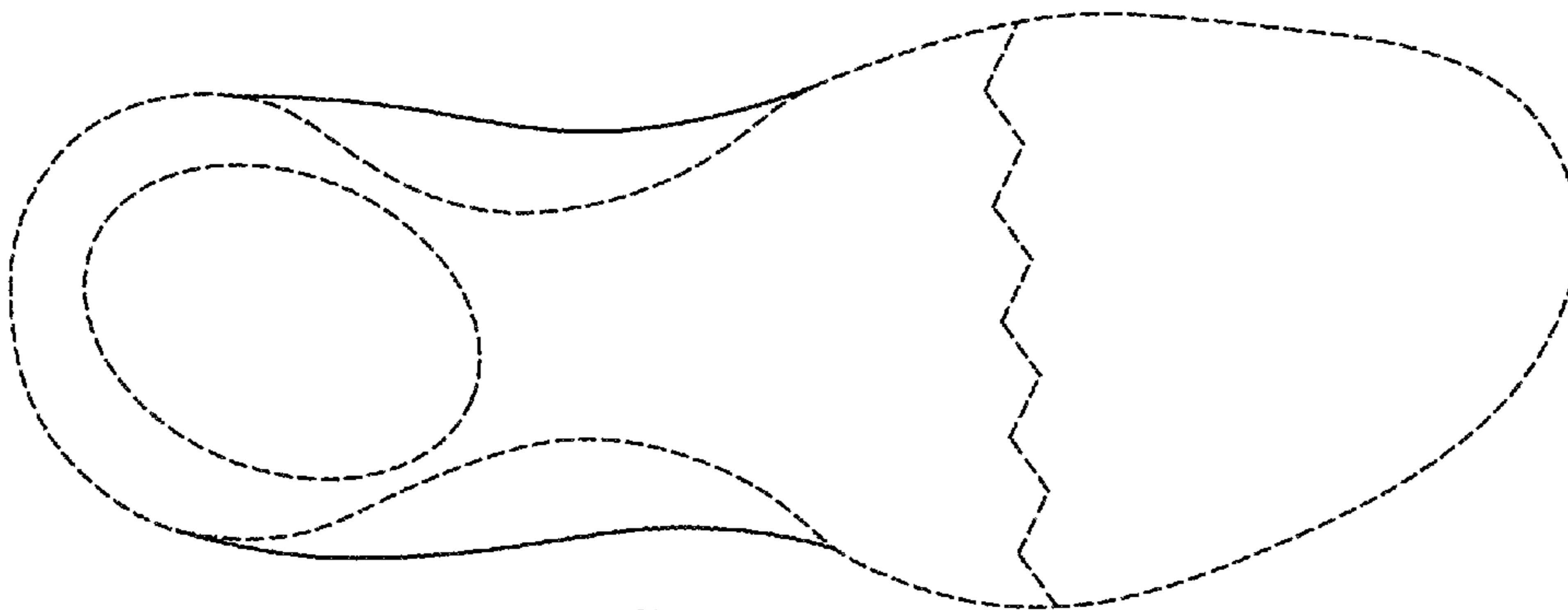
FIG. 2



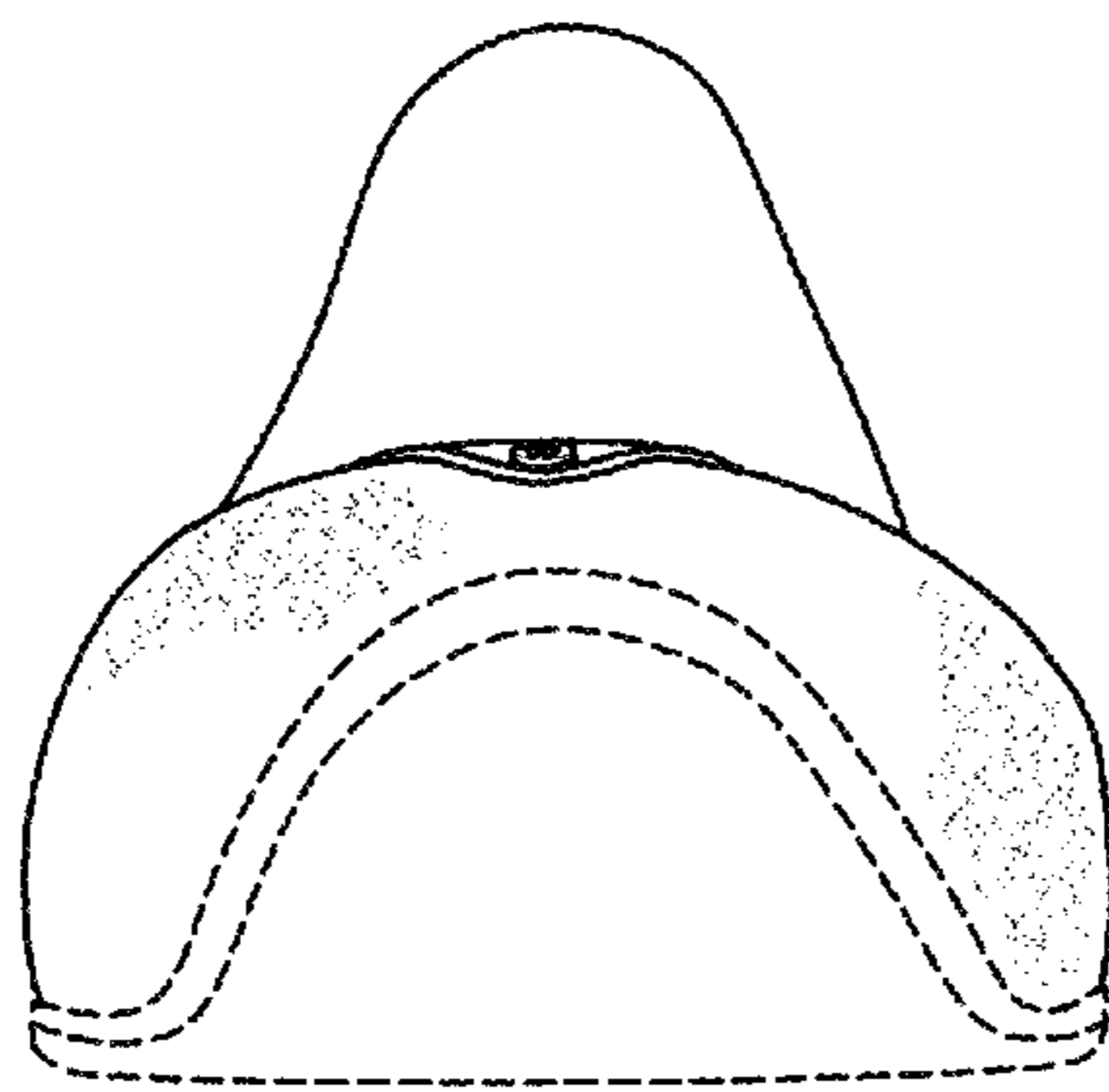
**FIG. 3**



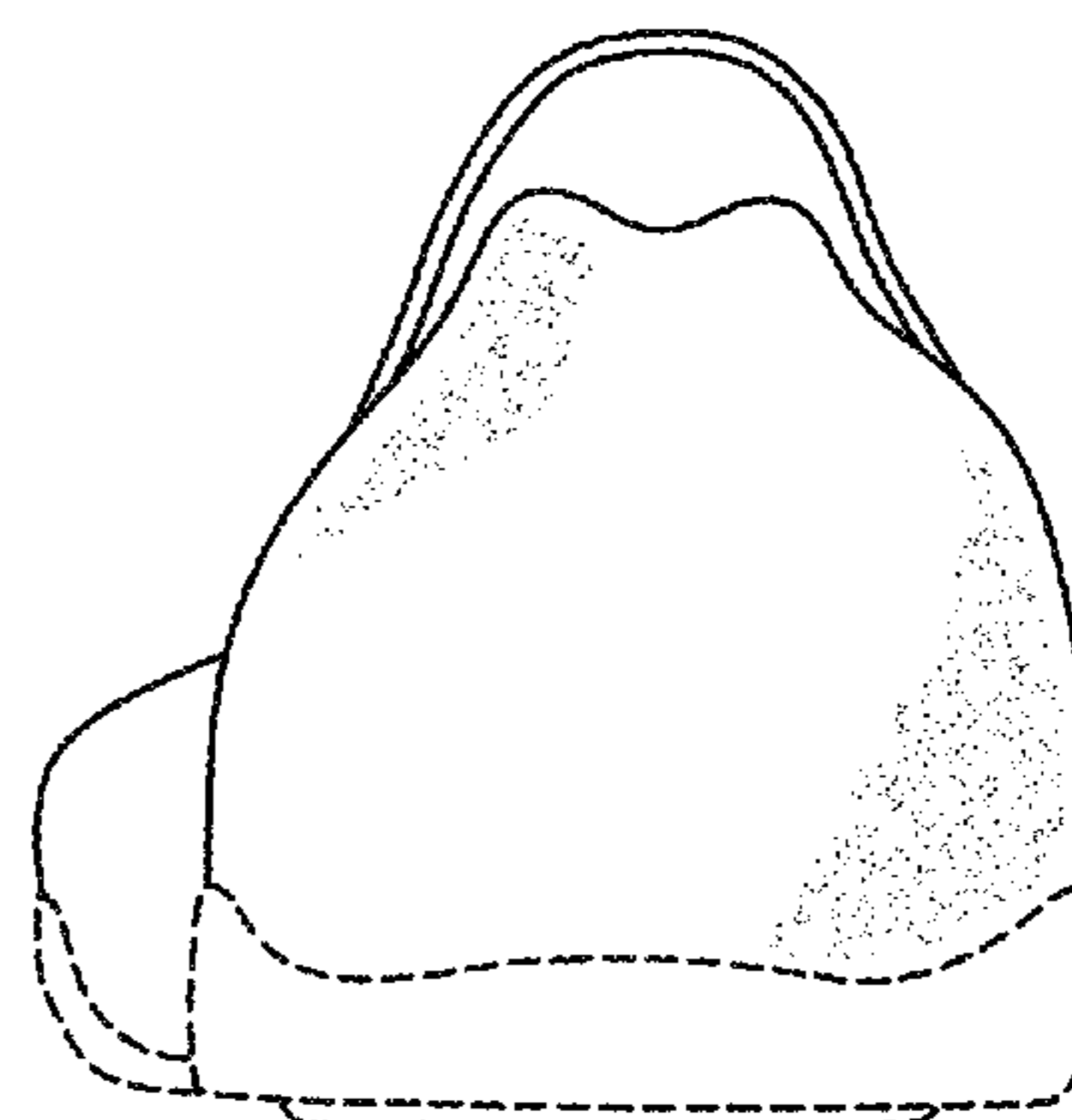
**FIG. 4**



**FIG. 5**



**FIG. 6**



**FIG. 7**