



US00D669669S

(12) **United States Design Patent**  
**McClaskie**

(10) **Patent No.:** **US D669,669 S**

(45) **Date of Patent:** **\*\* Oct. 30, 2012**

(54) **SHOE**

(75) **Inventor:** **Thomas E. McClaskie**, Bethlehem, PA  
(US)

(73) **Assignee:** **Columbia Insurance Company**,  
Omaha, NE (US)

(\*\*) **Term:** **14 Years**

(21) **Appl. No.:** **29/422,751**

(22) **Filed:** **May 23, 2012**

(51) **LOC (9) Cl.** ..... **02-04**

(52) **U.S. Cl.** ..... **D2/952; D2/950; D2/951**

(58) **Field of Classification Search** ..... D2/902,  
D2/906, 908, 916, 918, 925, 946-962, 977;  
36/3 B, 22 R, 24.5, 25 R, 28, 32 R, 34 R,  
36/59 C, 67 A, 103

See application file for complete search history.

(56) **References Cited**

**U.S. PATENT DOCUMENTS**

D84,816 S	8/1931	Freudenberg	
D144,330 S	4/1946	Walter	
D495,856 S *	9/2004	McClaskie	D2/952
D528,747 S *	9/2006	Issler	D2/916
D531,787 S *	11/2006	McClaskie	D2/952
D553,832 S *	10/2007	McClaskie	D2/952
D583,139 S	12/2008	McClaskie	
D590,141 S	4/2009	McClaskie	
D592,388 S *	5/2009	Issler	D2/952
D593,289 S *	6/2009	McClaskie	D2/952
D593,734 S *	6/2009	Issler	D2/952

D600,894 S *	9/2009	Issler	D2/952
D603,591 S *	11/2009	McClaskie	D2/952
D608,995 S	2/2010	McClaskie	
D623,387 S	9/2010	McClaskie	
D625,089 S	10/2010	McClaskie	
D626,317 S *	11/2010	McClaskie	D2/952
D627,546 S	11/2010	McClaskie	
D653,434 S *	2/2012	McClaskie	D2/952
D653,435 S *	2/2012	McClaskie	D2/952
D653,436 S *	2/2012	McClaskie	D2/952
D654,669 S *	2/2012	Hunter et al.	D2/917

\* cited by examiner

*Primary Examiner* — T. Chase Nelson

(74) *Attorney, Agent, or Firm* — IP Attorneys Group, LLC

(57) **CLAIM**


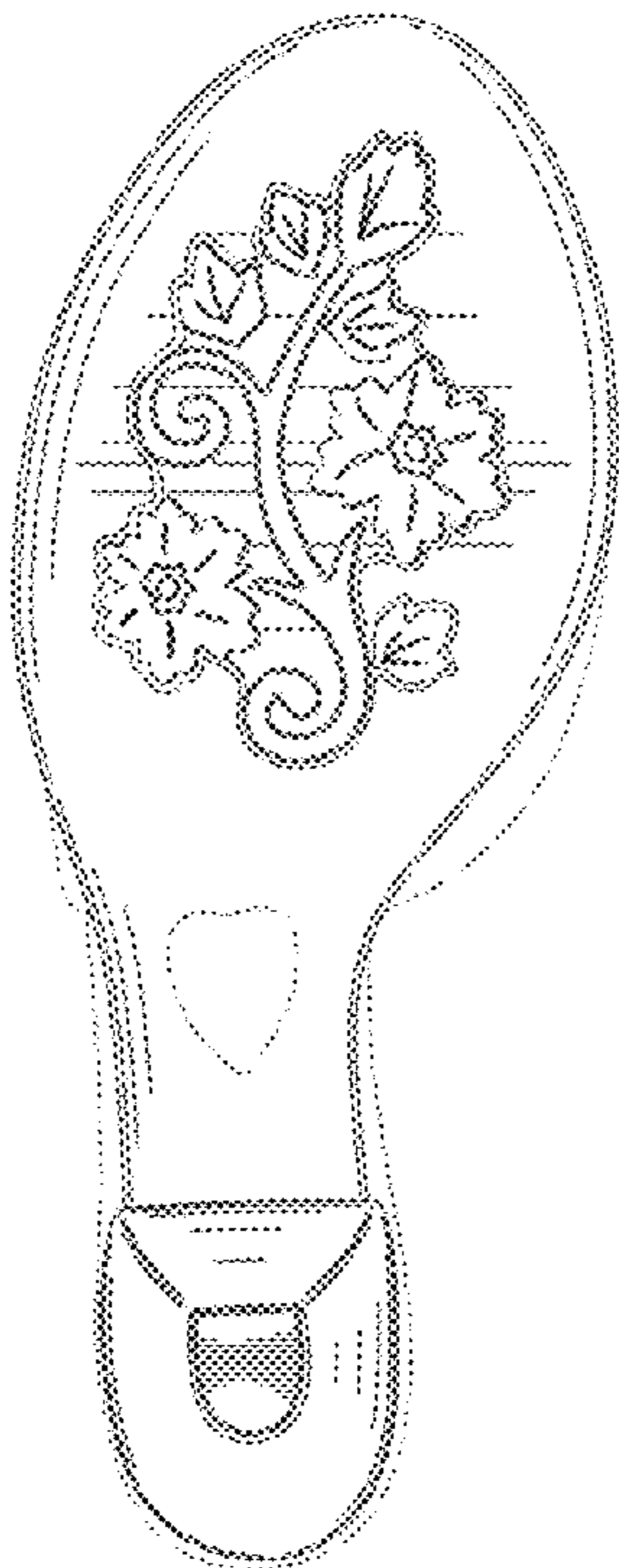
The ornamental design for a shoe, as shown and described.

**DESCRIPTION**

FIG. 1 is a bottom perspective view of a shoe in accordance with the new design;  
FIG. 2 is a bottom view thereof;  
FIG. 3 is a top view thereof;  
FIG. 4 is a left side view thereof;  
FIG. 5 is a right side view thereof;  
FIG. 6 is a front view thereof; and,  
FIG. 7 is a rear view thereof.

The shoe upper shown in broken lines in FIGS. 1-7 is for environmental purposes only and forms no part of the claimed design. The broken lines shown in each arch area of FIGS. 1, 2, 4, 5 and 7 represent boundaries of the design with the lines themselves and the areas within them forming no part of the claimed design.

**1 Claim, 6 Drawing Sheets**



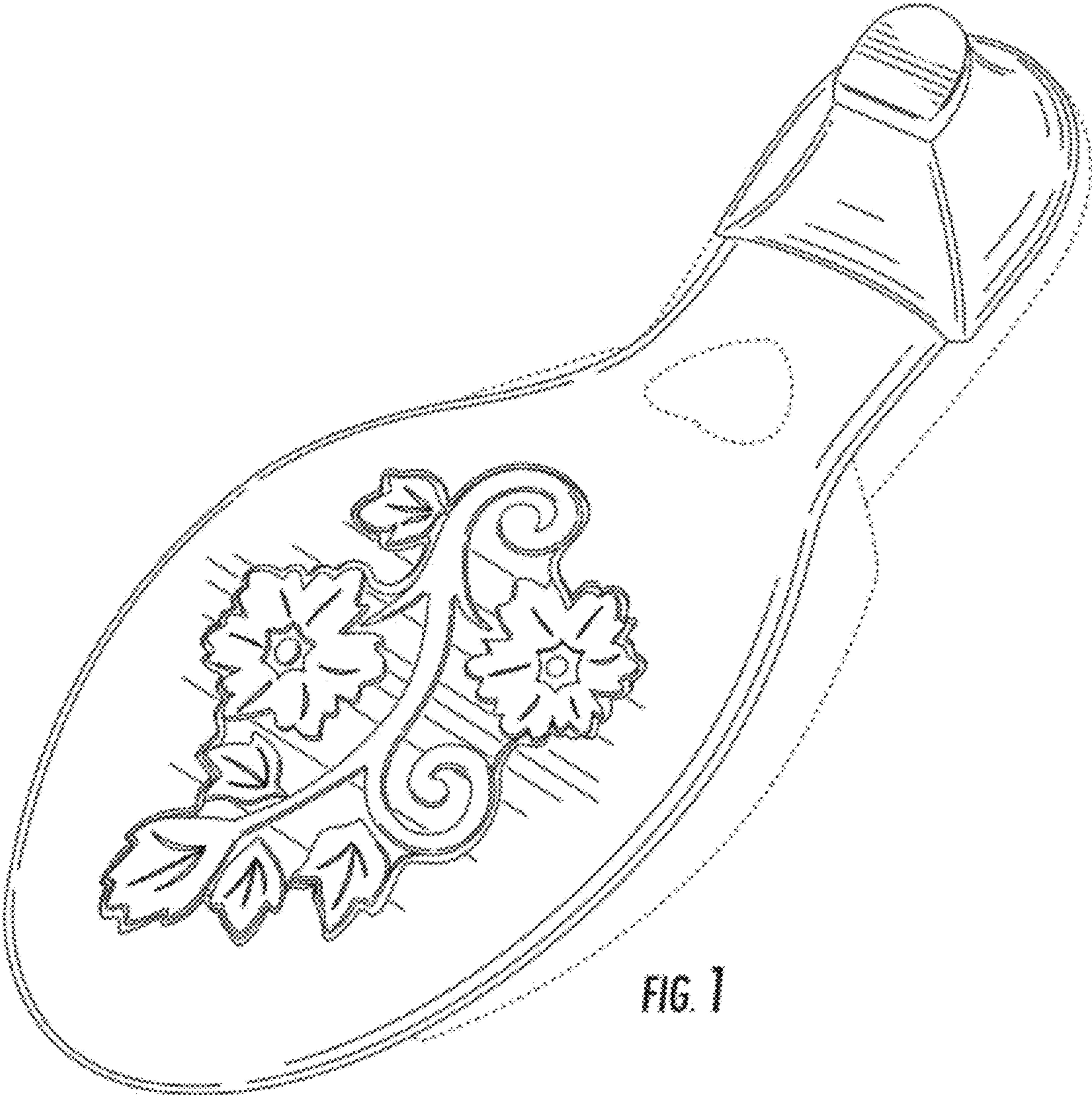


FIG. 1




FIG. 2




FIG. 3

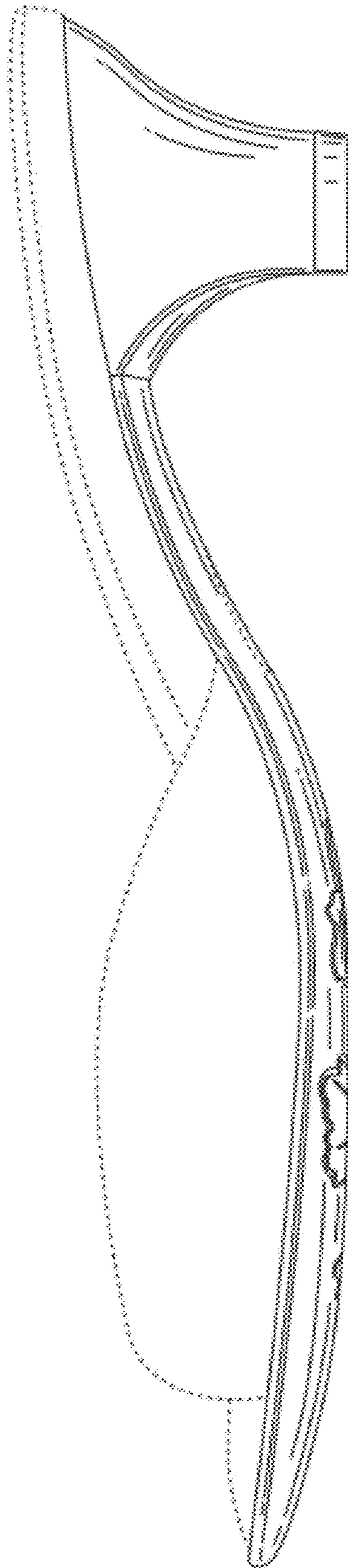


FIG. 4

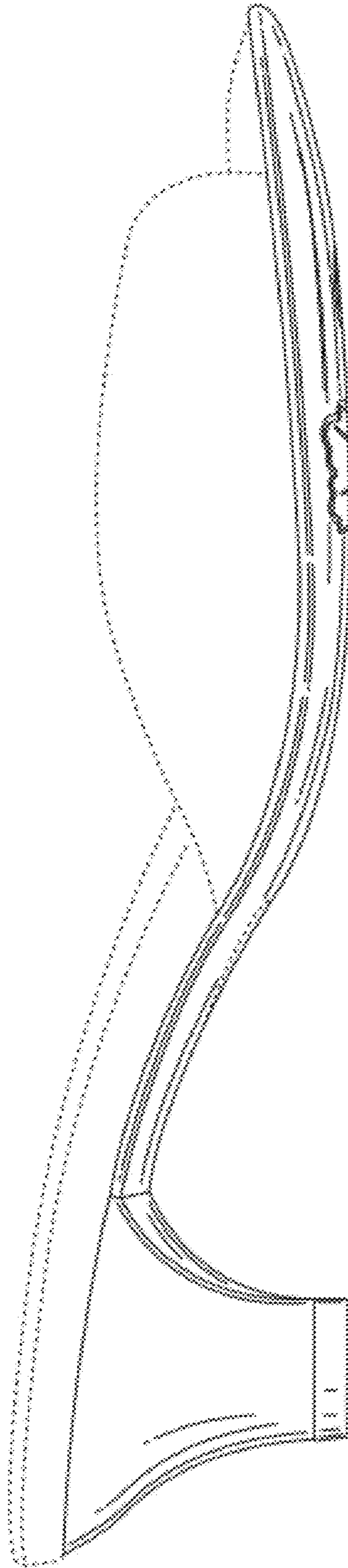


FIG. 5

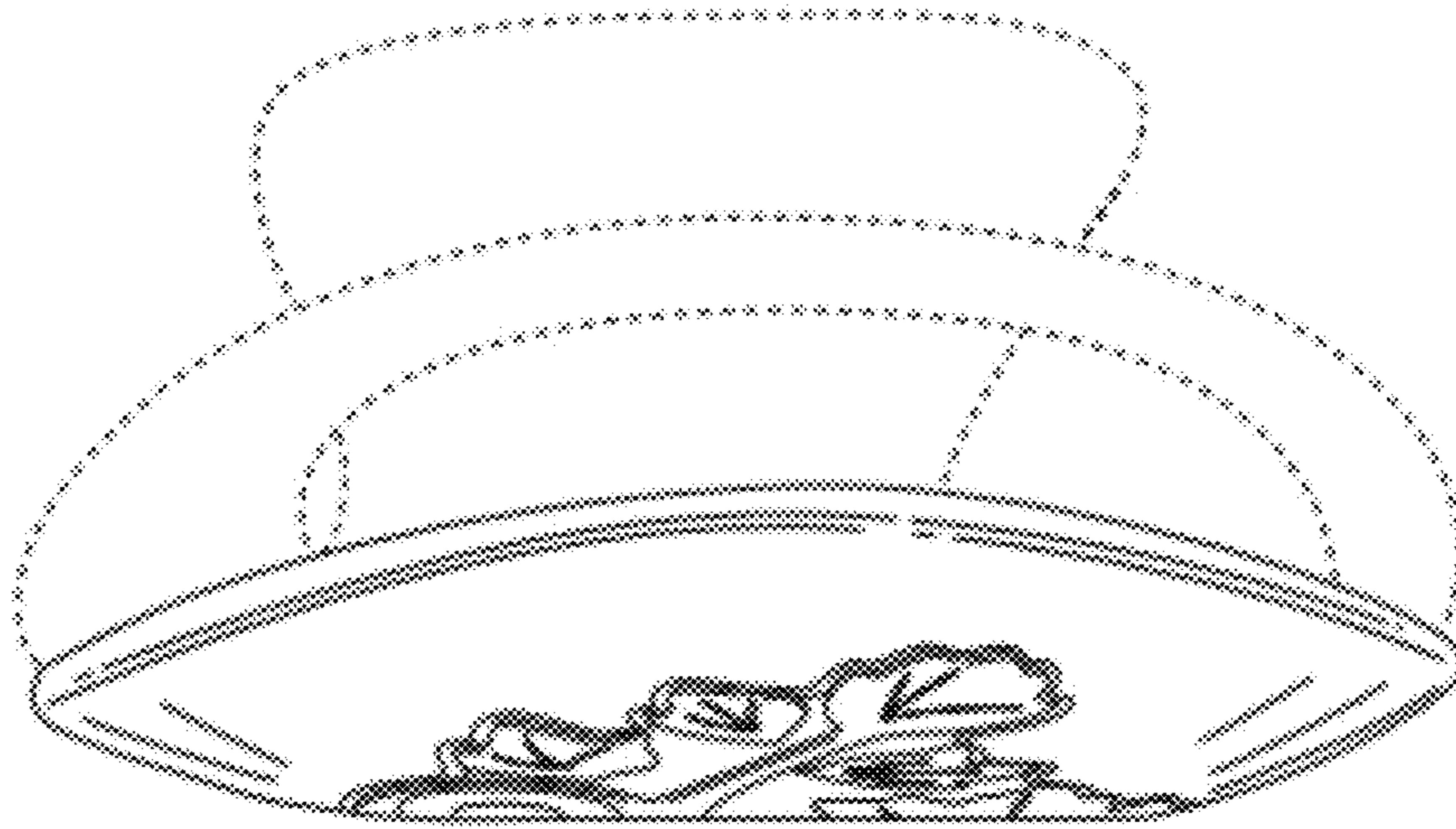


FIG. 6

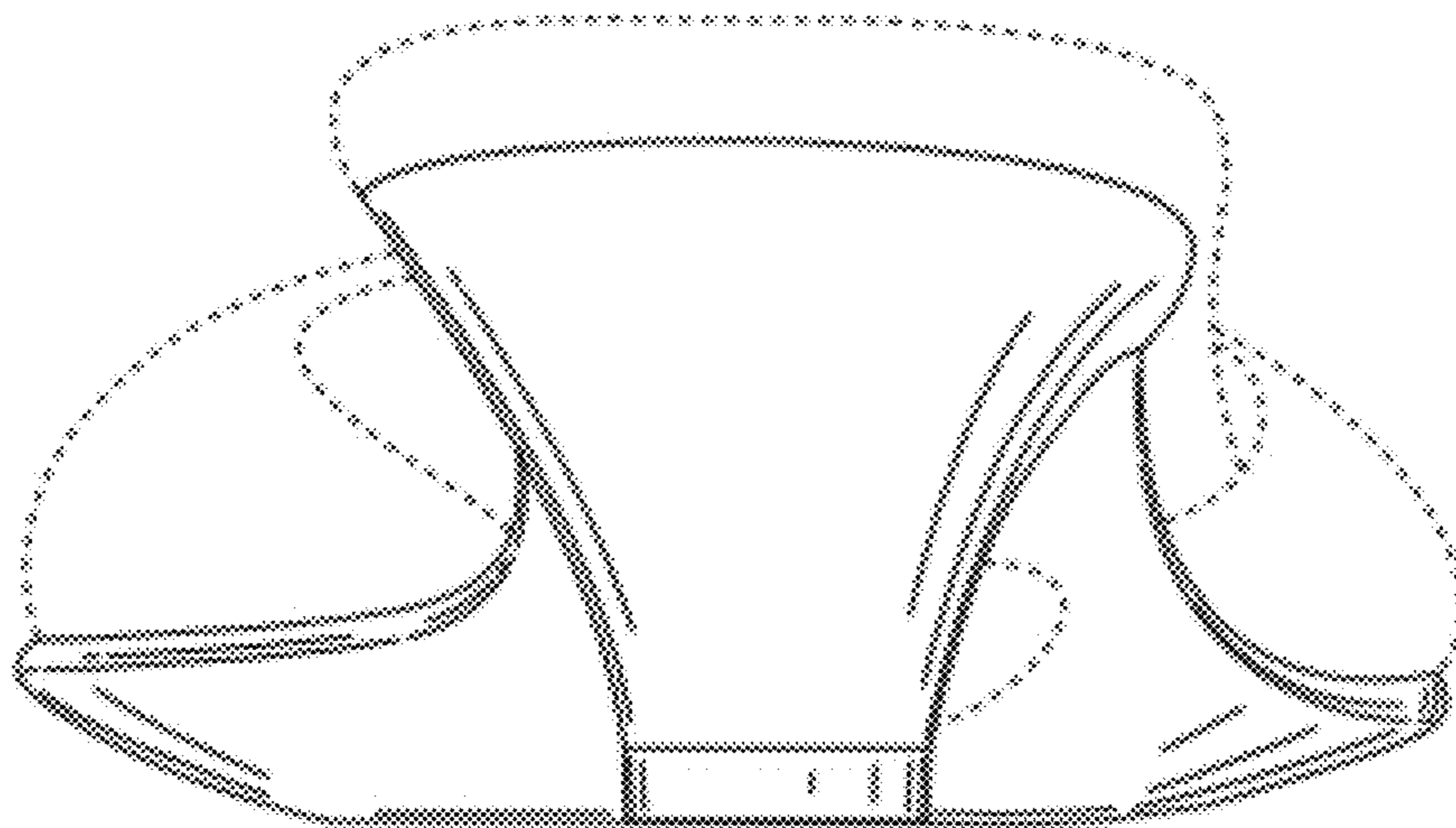


FIG. 7