



US00D669668S

(12) **United States Design Patent**
Paciotti

(10) **Patent No.:** **US D669,668 S**
(45) **Date of Patent:** **** Oct. 30, 2012**

(54) **LACE PATTERN SOLE FOR FOOTWEAR**

(75) Inventor: **Cesare Paciotti**, Civitanova (IT)

(73) Assignee: **Cespa S.R.L.**, Civitanova Marche (IT)

(**) Term: **14 Years**

(21) Appl. No.: **29/370,879**

(22) Filed: **Sep. 16, 2010**

(51) **LOC (9) Cl.** **02-04**

(52) **U.S. Cl.** **D2/952; D2/950**

(58) **Field of Classification Search** D2/902,
D2/906, 908, 916, 918, 925, 946, 947, 950-962,
D2/977; 36/3 B, 22 R, 24.5, 25 R, 28, 32 R,
36/34 R, 59 C, 67 A, 103

See application file for complete search history.

(56) **References Cited**

U.S. PATENT DOCUMENTS

| | | | |
|---------------|---------|----------------------|---------|
| D387,192 S * | 12/1997 | Srourian et al. | D2/950 |
| 5,765,295 A * | 6/1998 | Srourian et al. | 36/24.5 |
| 6,023,858 A * | 2/2000 | Srourian | 36/42 |
| D556,981 S * | 12/2007 | Choi | D2/939 |
| D558,961 S * | 1/2008 | Wilkinson | D2/930 |
| D582,637 S * | 12/2008 | Guers-Neyraud | D2/925 |
| D587,439 S * | 3/2009 | Issler | D2/952 |
| D593,735 S * | 6/2009 | Lam et al. | D2/954 |

| | | | |
|--------------|---------|---------------------|--------|
| D594,192 S * | 6/2009 | Issler | D2/952 |
| D594,637 S * | 6/2009 | Van Hulle | D2/925 |
| D595,034 S * | 6/2009 | Van Hulle | D2/925 |
| D599,987 S * | 9/2009 | Issler | D2/952 |
| D601,333 S * | 10/2009 | McClaskie | D2/952 |
| D604,486 S * | 11/2009 | McClaskie | D2/952 |
| D610,330 S * | 2/2010 | Choi | D2/946 |
| D625,087 S * | 10/2010 | Blini | D2/925 |
| D632,061 S * | 2/2011 | Hardy | D2/929 |
| D632,469 S * | 2/2011 | Guers-Neyraud | D2/965 |
| D633,285 S * | 3/2011 | Guers-Neyraud | D2/930 |

* cited by examiner

Primary Examiner — T. Chase Nelson

(74) *Attorney, Agent, or Firm* — Lowe Hauptman Ham & Berner LLP

(57) **CLAIM**


I claim the ornamental design for the lace pattern sole for footwear, as shown and described.

DESCRIPTION

FIG. 1 is a left front perspective view of lace pattern sole for footwear showing my new design; and, FIG. 2 is a left rear perspective view of lace pattern sole for footwear showing my new design.

The lace pattern design is on the sole and the inner surface of the heel of the footwear. The broken lines in the drawing show the environmental structure of the upper portion of the footwear that form no part of the design to be patented.

1 Claim, 2 Drawing Sheets






FIG. 1

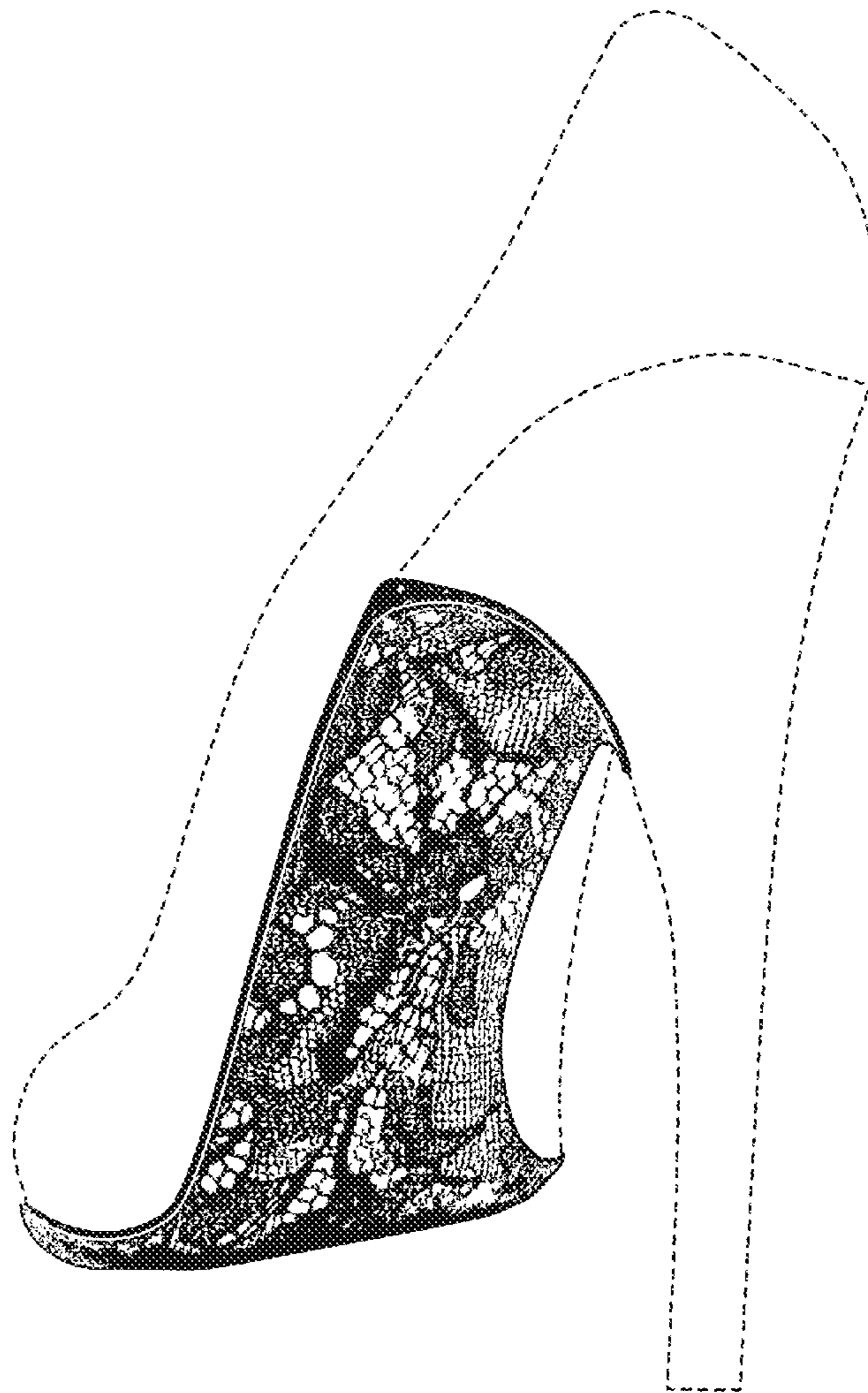


FIG. 2