

US00D669655S

(12) **United States Design Patent**  
**Troyan**

(10) **Patent No.:** **US D669,655 S**  
(45) **Date of Patent:** **\*\* Oct. 23, 2012**

(54) **COIN BANK**

(75) **Inventor:** **Steven M. Troyan**, Santee, CA (US)

(73) **Assignee:** **Steven M. Troyan**, Santee, CA (US)

(\*\*) **Term:** **14 Years**

(21) **Appl. No.:** **29/385,802**

(22) **Filed:** **Feb. 19, 2011**

(51) **LOC (9) Cl.** ..... **99-00**

(52) **U.S. Cl.** ..... **D99/34**

(58) **Field of Classification Search** ..... D99/28,  
D99/34, 35, 36, 43, 99; 232/1 D, 55, 64;  
206/0.8, 0.81, 0.815, 0.83, 0.84; D3/304;  
D7/500, 505, 550.1, 553.1, 553.2, 553.3,  
D7/553.6, 553.7; 53/212, 213; D18/3.1,  
D18/3.3, 12.1; 453/3, 58, 60, 61, 62, 63  
See application file for complete search history.

(56) **References Cited**

**U.S. PATENT DOCUMENTS**

D181,025 S *	9/1957	Sederquist	.....	D99/34
3,228,556 A *	1/1966	Nonestied	.....	221/279
D240,326 S *	6/1976	Nelson	.....	D99/34
4,049,115 A *	9/1977	Pasbrig	.....	206/0.84
D268,219 S *	3/1983	Janetos	.....	D99/34
D273,403 S *	4/1984	DeLuca	.....	D21/392

4,479,502 A *	10/1984	Iversen	.....	453/61
D276,442 S *	11/1984	Holland	.....	D18/3.1
D292,739 S *	11/1987	Izant	.....	D99/34
D298,679 S *	11/1988	Casini et al.	.....	D99/28
D335,751 S *	5/1993	Johnson et al.	.....	D99/34
D367,149 S *	2/1996	Jones	.....	D99/34
D430,119 S *	8/2000	Fekete et al.	.....	D14/433
D485,045 S *	1/2004	Davis, Jr.	.....	D99/34
D526,760 S *	8/2006	Fraser	.....	D99/34
D569,575 S *	5/2008	Yalinkaya	.....	D99/34
D596,375 S *	7/2009	Thomas	.....	D99/34

\* cited by examiner

*Primary Examiner* — Elizabeth J Oswecki

(57) **CLAIM**

The ornamental design for a coin bank, as shown and described.

**DESCRIPTION**

FIG. 1 is a top plan view of a coin bank showing my new design;

FIG. 2 is a front elevational view thereof;

FIG. 3 is a rear elevational view thereof;

FIG. 4 is a bottom plan view thereof;

FIG. 5 is a right side elevational view thereof; and,

FIG. 6 is left side elevational view thereof.

The broken lines shown in the drawings represent portions of the coin bank that form no part of the claimed design.

**1 Claim, 1 Drawing Sheet**

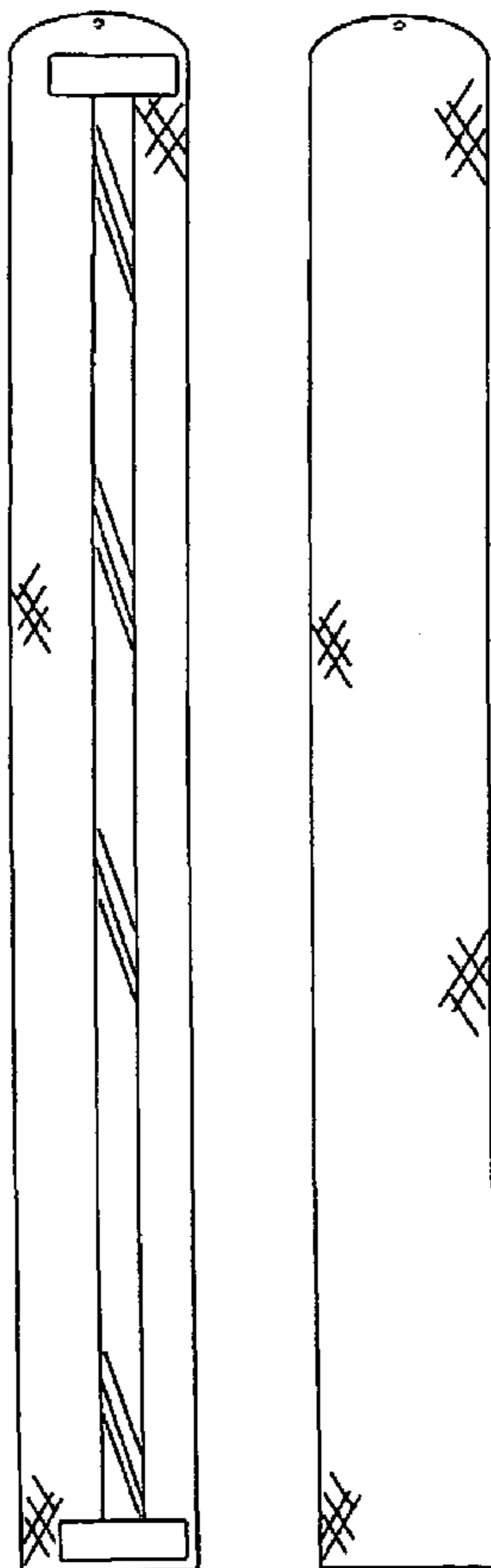




FIGURE 1

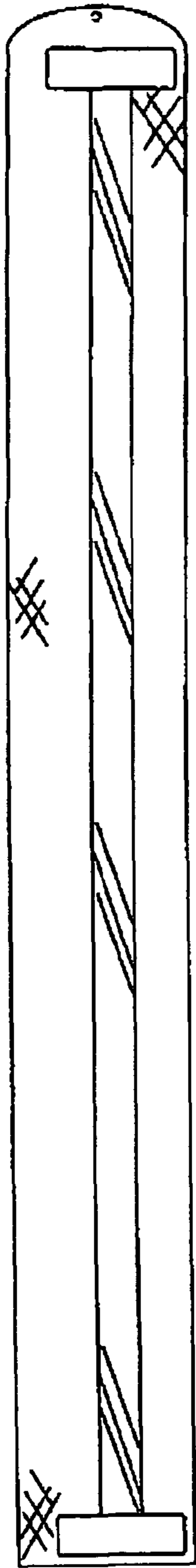


FIGURE 2




FIGURE 3



FIGURE 5

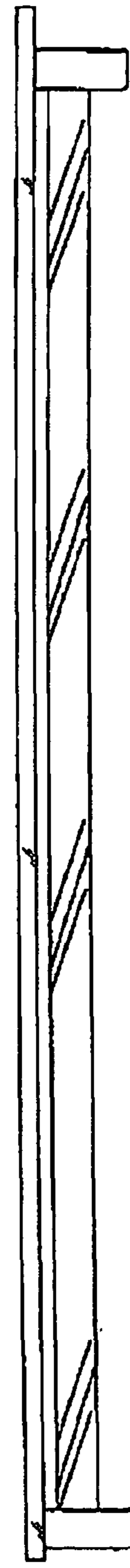


FIGURE 6



FIGURE 4