

US00D669654S

(12) **United States Design Patent**  
**Rogerson**

(10) **Patent No.:** **US D669,654 S**

(45) **Date of Patent:** **\*\* Oct. 23, 2012**

(54) **BEVERAGE CONTAINER**

(76) **Inventor:** **L. Keith Rogerson**, Isle of Palms, SC  
(US)

(\*\*) **Term:** **14 Years**

(21) **Appl. No.:** **29/364,880**

(22) **Filed:** **Jun. 30, 2010**

(51) **LOC (9) Cl.** ..... **09-02**

(52) **U.S. Cl.** ..... **D34/39; D3/202; D7/300; D7/313**

(58) **Field of Classification Search** ..... **D7/313,**  
**D7/306, 300, 608; D3/202; D34/39; 224/148.4;**  
**222/83, 143; 220/592.19**

See application file for complete search history.

(56) **References Cited**

**U.S. PATENT DOCUMENTS**

D194,636	S	*	2/1963	Conkle	.....	D7/313
D245,318	S	*	8/1977	Yavorsky	.....	D34/39
D249,466	S	*	9/1978	Parrish, Sr.	.....	D34/39
D259,969	S	*	7/1981	Zilbert	.....	D34/39
4,468,933	A	*	9/1984	Christopher	.....	62/457.1
4,759,077	A	*	7/1988	Leslie	.....	383/18
D298,682	S	*	11/1988	Diaz	.....	D5/53
D307,693	S	*	5/1990	Rezman	.....	D7/608
4,984,714	A	*	1/1991	Sledge	.....	222/109
D335,745	S	*	5/1993	Schilthuizen	.....	D34/39
D336,714	S	*	6/1993	Brossia et al.	.....	D34/39
5,413,261	A	*	5/1995	Wu	.....	224/148.4
5,564,568	A	*	10/1996	Rankin, Sr.	.....	206/446
5,722,574	A	*	3/1998	Pratt	.....	224/148.4

5,906,285	A	*	5/1999	Slat	.....	215/12.2
6,029,858	A	*	2/2000	Srokose et al.	.....	222/143
6,082,896	A	*	7/2000	Pulli	.....	383/6
D434,278	S	*	11/2000	Morales Segura	.....	D7/608
6,651,845	B1	*	11/2003	Schroeder	.....	222/83
6,729,758	B1	*	5/2004	Carter	.....	383/103
D497,283	S	*	10/2004	Groombridge	.....	D7/397
D540,030	S	*	4/2007	Schnackenberg	.....	D3/202
D546,131	S	*	7/2007	Morales	.....	D7/608
D609,521	S	*	2/2010	Holsinger	.....	D7/313

\* cited by examiner

*Primary Examiner* — Marianne Pandozzi

(74) *Attorney, Agent, or Firm* — Bernard S. Klosowski, Jr.

(57) **CLAIM**

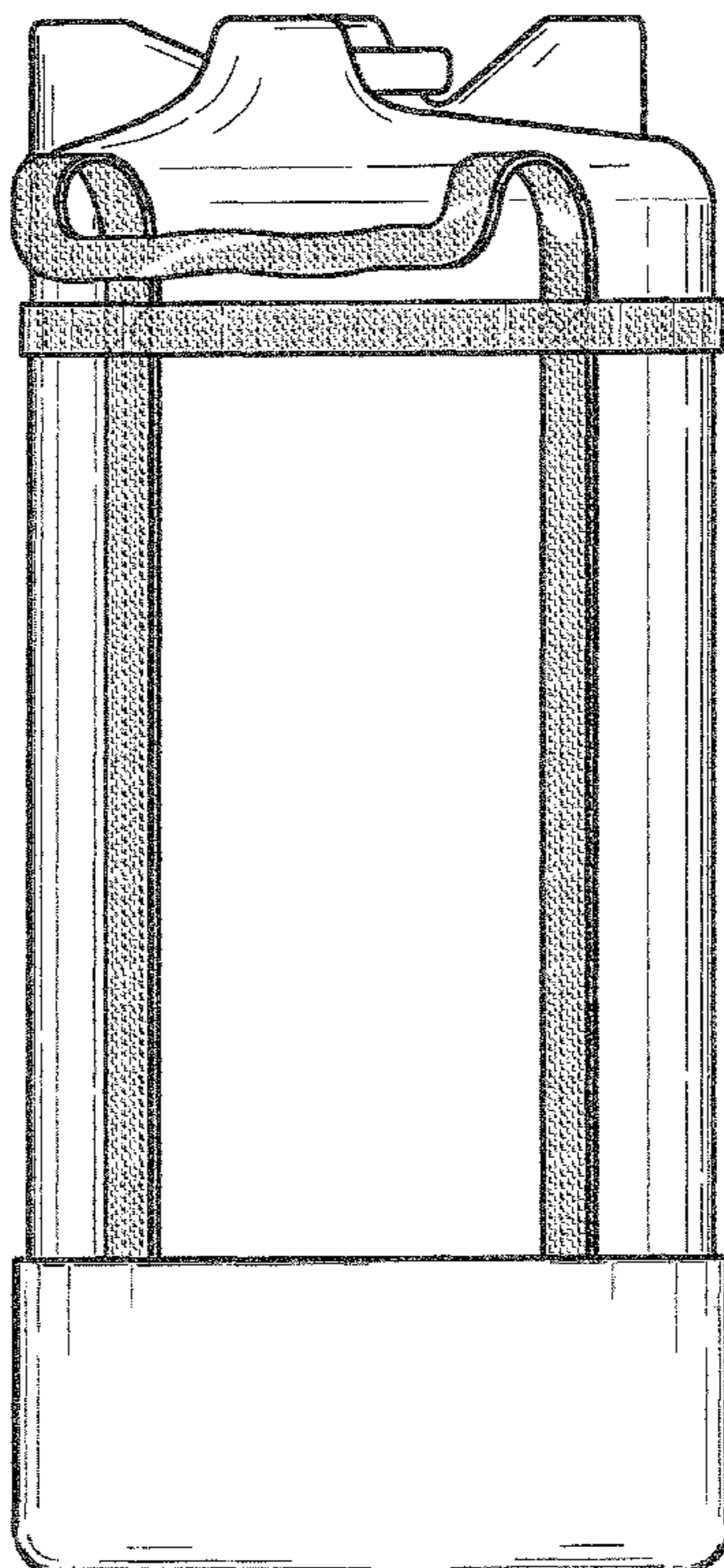
The ornamental design for a beverage container, as shown and described.

**DESCRIPTION**

FIG. 1 is an elevational view of a beverage container showing my new design;  
FIG. 2 is a top plan view of the beverage container of FIG. 1;  
and,  
FIG. 3 is a bottom plan view of the beverage container of FIG. 1.

The ornamental design that is claimed is shown in solid lines in the drawings. Elements shown in broken lines form no part of the claimed design.

**1 Claim, 3 Drawing Sheets**



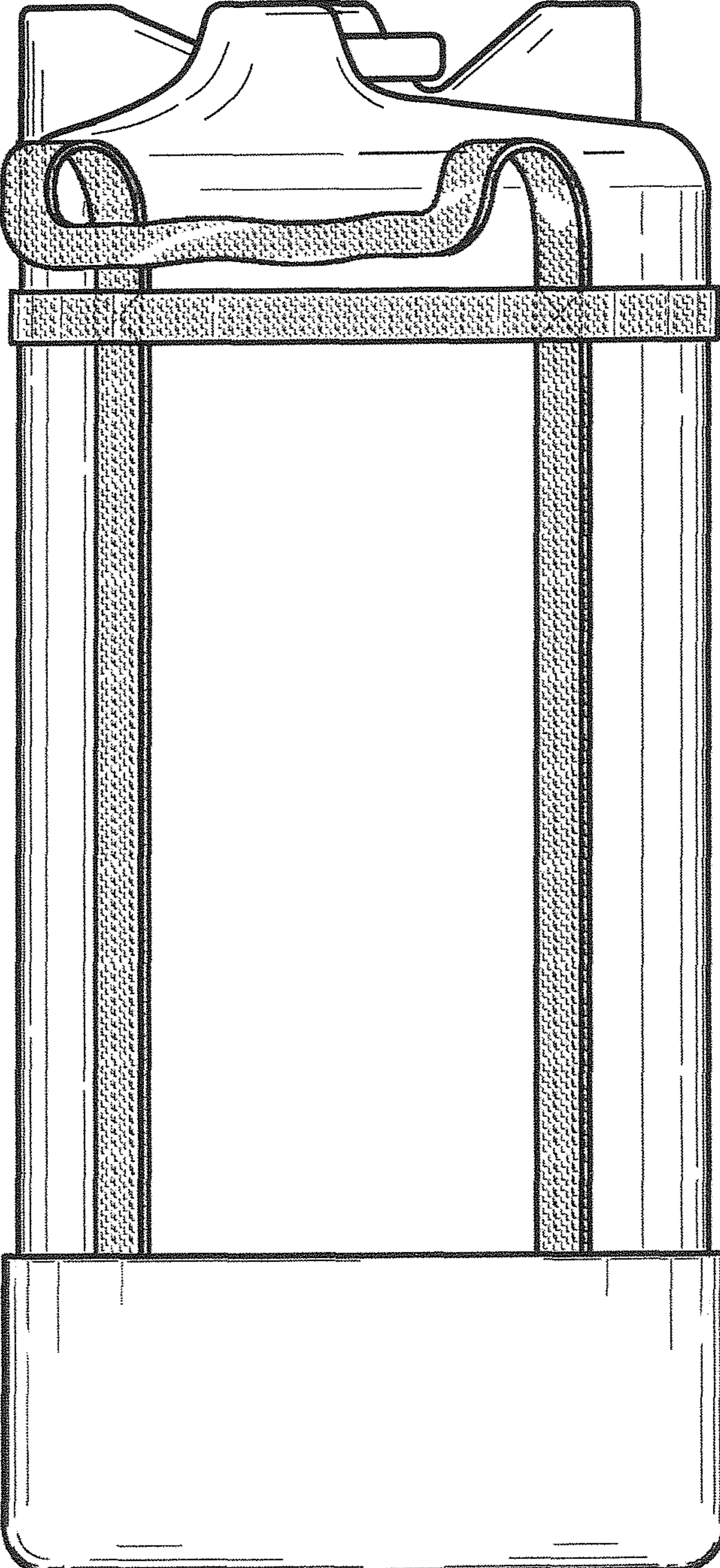


Fig. 1

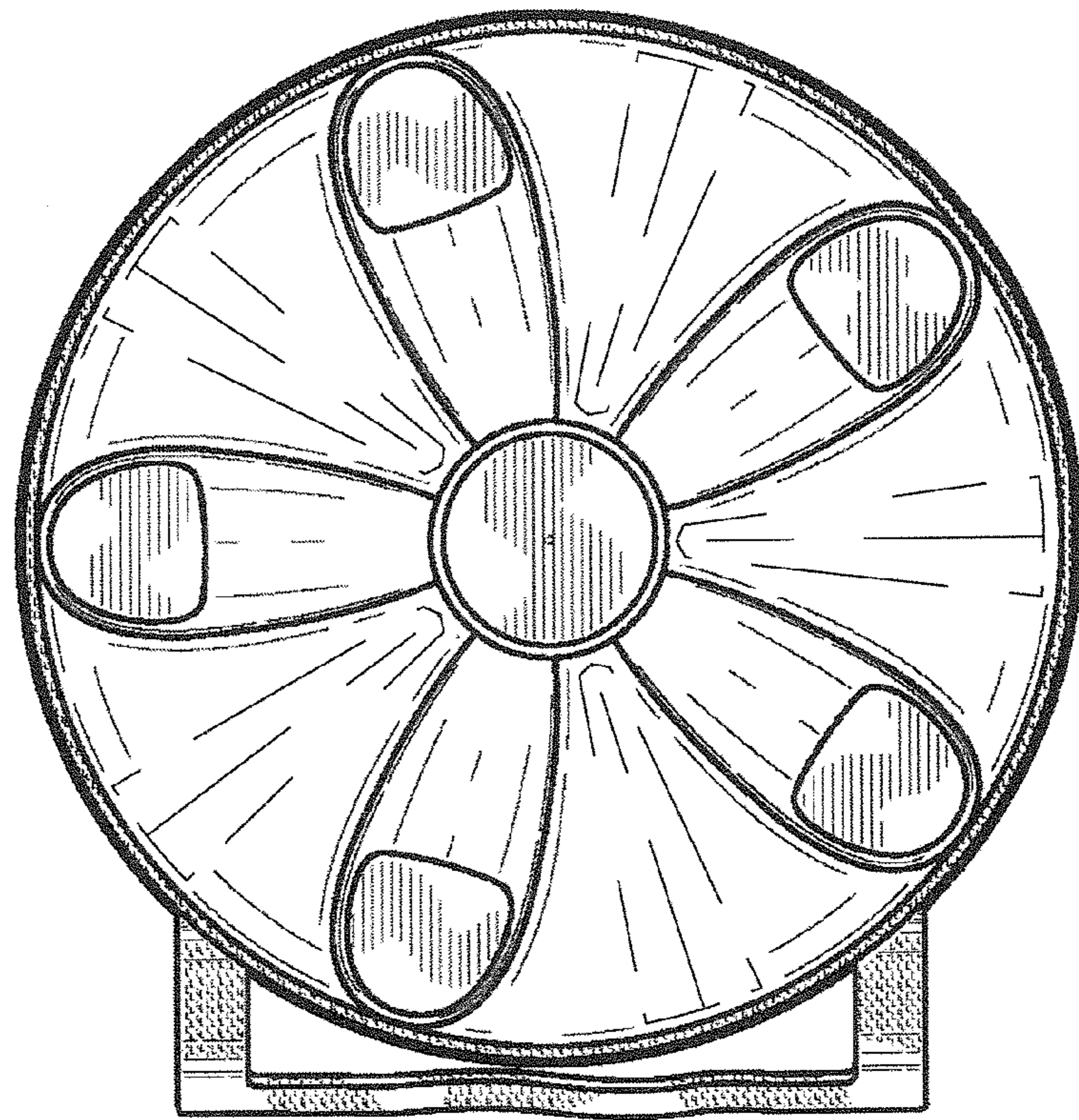


Fig. 2

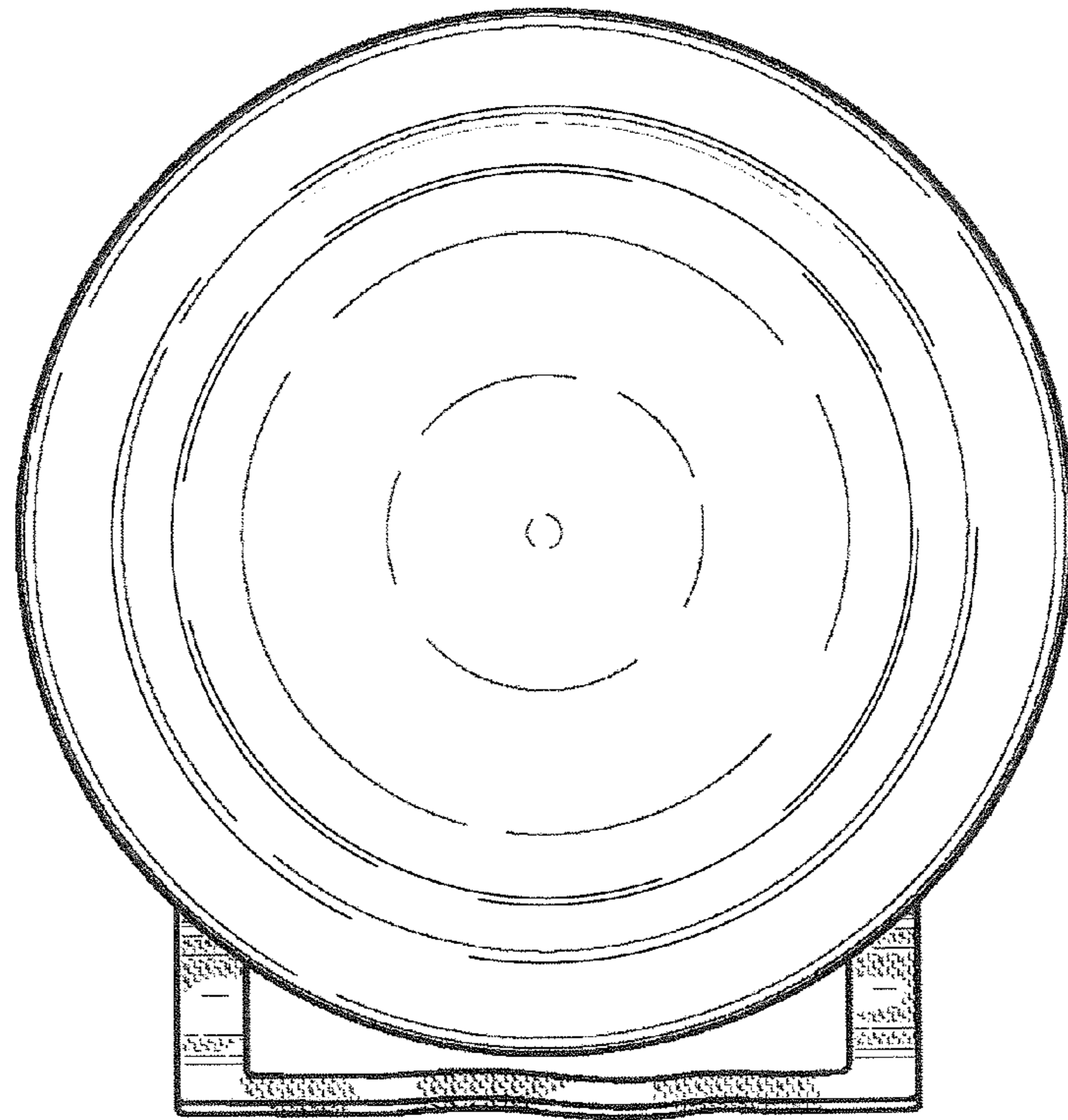


Fig. 3