

US00D669647S

(12) **United States Design Patent**
Arnold

(10) **Patent No.:** **US D669,647 S**

(45) **Date of Patent:** **** Oct. 23, 2012**

(54) **VENTED WAFFLE STYLE BUFFING PAD**

(75) **Inventor:** **Lewis Tracy Arnold**, Hillsboro, MO (US)

(73) **Assignee:** **S. M. Arnold, Inc.**, St. Louis, MO (US)

(**) **Term:** **14 Years**

(21) **Appl. No.:** **29/370,836**

(22) **Filed:** **Sep. 10, 2010**

(51) **LOC (9) Cl.** **15-05**

(52) **U.S. Cl.** **D32/25**

(58) **Field of Classification Search** D32/1,
D32/4, 15-18, 21, 25, 32-33, 35, 40, 42;
D4/102, 119-120, 137; D8/70, 90; D15/124,
D15/126; 15/209.1, 230, 230.12, 230.14,
15/230.16, 230.19, 244.1, 244.4; 451/527,
451/530

See application file for complete search history.

(56) **References Cited**

U.S. PATENT DOCUMENTS

1,953,983	A	4/1934	Brenner	
3,171,820	A	3/1965	Volz	
3,346,904	A	10/1967	Armstrong	
3,418,675	A	12/1968	Meguiar et al.	
3,537,121	A	11/1970	McAvoy	
4,149,294	A *	4/1979	MacKay et al.	15/230.12
4,182,616	A	1/1980	Gadbois et al.	
4,609,581	A	9/1986	Ott	
4,962,562	A	10/1990	Englund et al.	
4,969,226	A *	11/1990	Seville	15/244.4
5,007,128	A	4/1991	Englund et al.	
5,185,964	A	2/1993	Englund et al.	

5,396,737	A	3/1995	Englund et al.	
RE35,021	E	8/1995	Englund et al.	
D367,743	S *	3/1996	Krause et al.	D32/35
5,527,215	A *	6/1996	Rubino et al.	451/527
5,685,042	A *	11/1997	Demetriades	15/230.12
5,938,515	A *	8/1999	McLain et al.	451/528
D420,183	S *	2/2000	Tintelnot	D32/40
D421,166	S *	2/2000	Tintelnot	D32/40
D444,483	S *	7/2001	Sunagawa	D15/126
6,378,157	B1 *	4/2002	Kosla et al.	15/230
D473,685	S *	4/2003	McLain et al.	D32/25
D553,932	S *	10/2007	Boler, Jr.	D8/70
D559,068	S *	1/2008	Umbrell	D8/70
D559,069	S *	1/2008	Umbrell	D8/70
D568,134	S *	5/2008	Umbrell	D8/70
D580,728	S *	11/2008	Umbrell	D8/70
D581,236	S *	11/2008	Umbrell	D8/70
D595,749	S *	7/2009	Kusuyama et al.	D15/126

* cited by examiner

Primary Examiner — T. Chase Nelson

Assistant Examiner — Kathleen M Sims

(74) *Attorney, Agent, or Firm* — Paul M. Denk

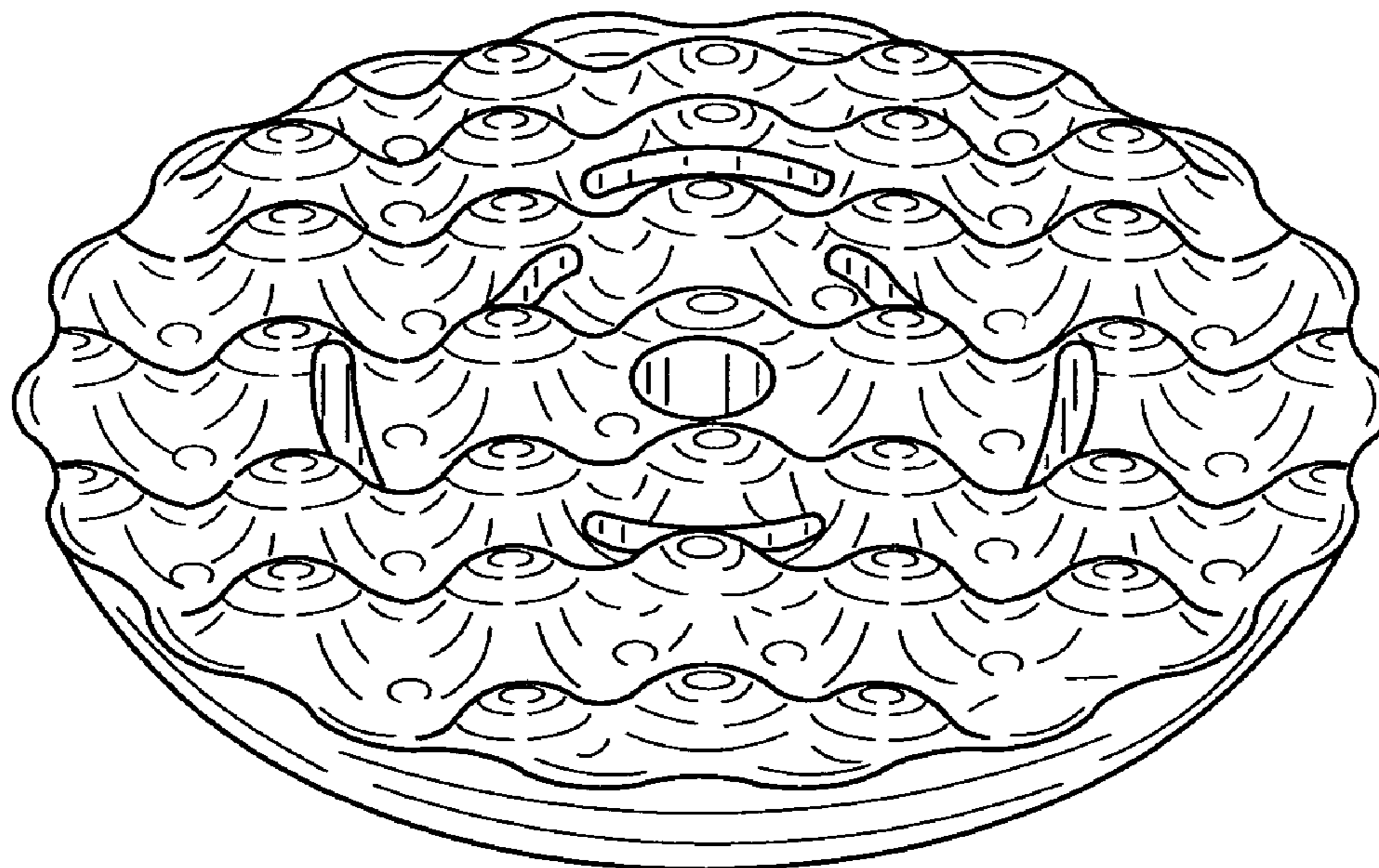
(57) **CLAIM**

The ornamental design for the vented waffle style buffing pad, as shown and described.

DESCRIPTION

FIG. 1 is a top isometric view of the vented waffle style buffing pad showing my new design;
FIG. 2 is a bottom isometric view of the invention;
FIG. 3 is a side view, the opposite side view and the front and back views being a mirror image thereof;
FIG. 4 is a top plan view; and,
FIG. 5 is a bottom plan view.

1 Claim, 2 Drawing Sheets



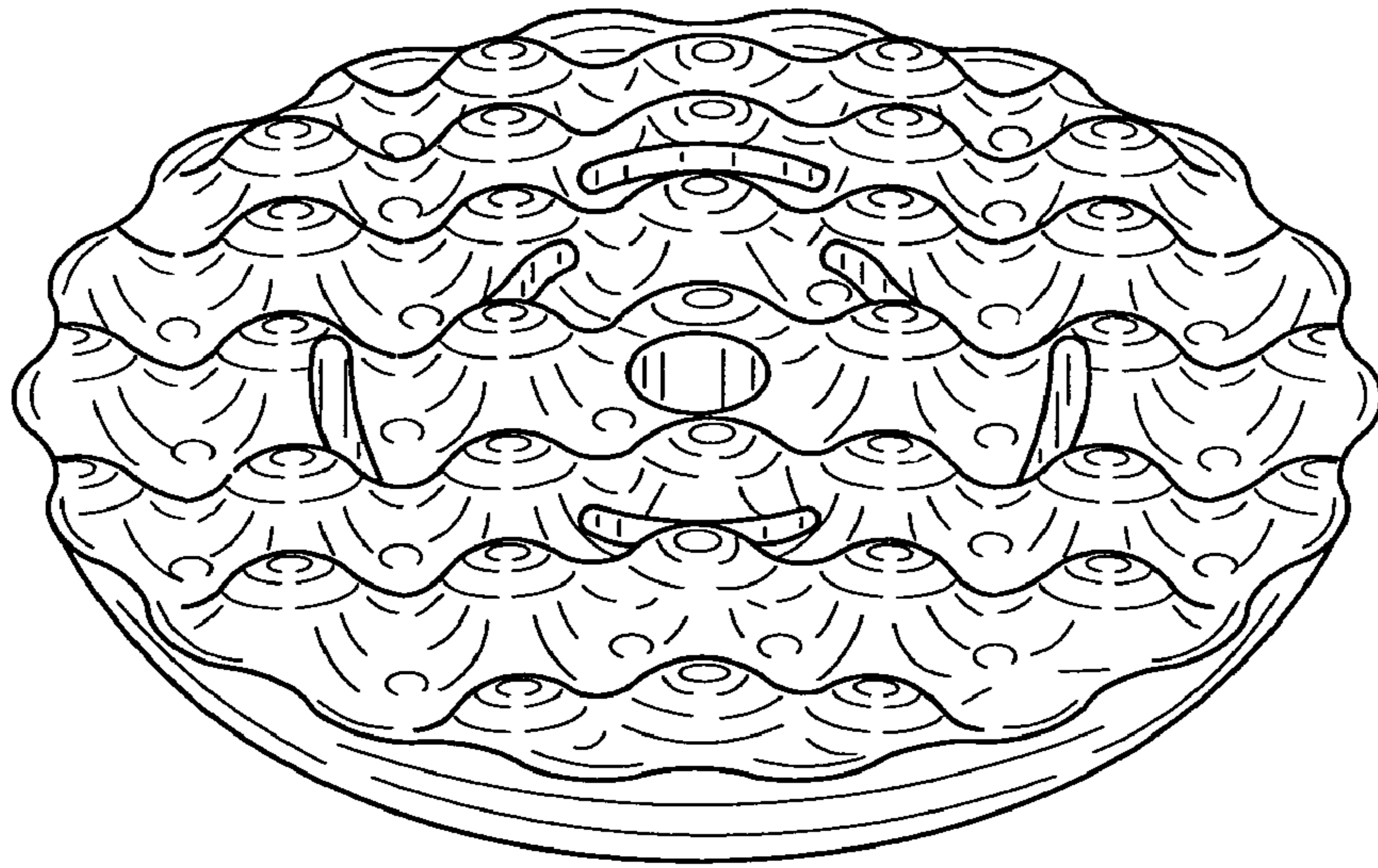


FIG. 1

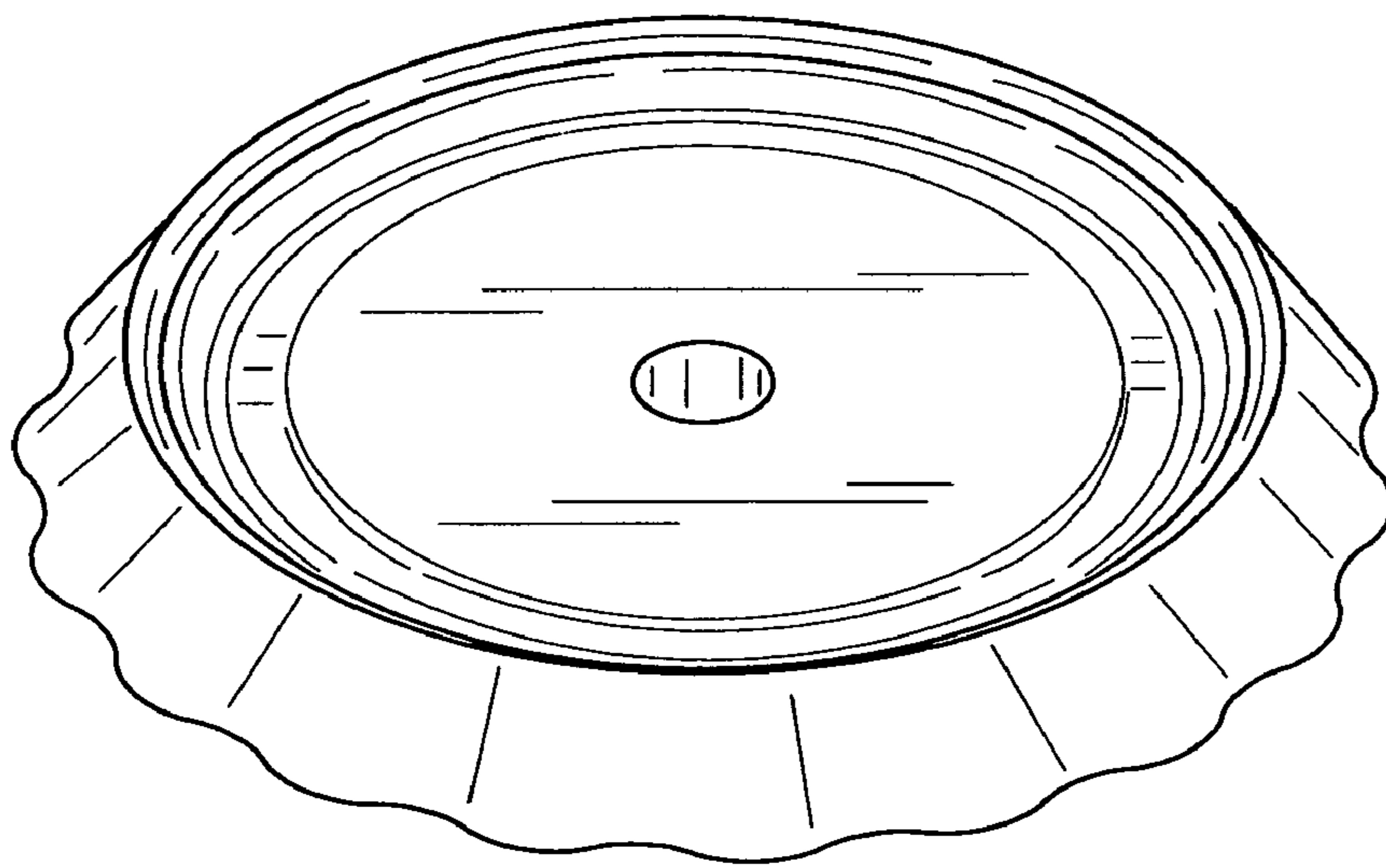


FIG. 2

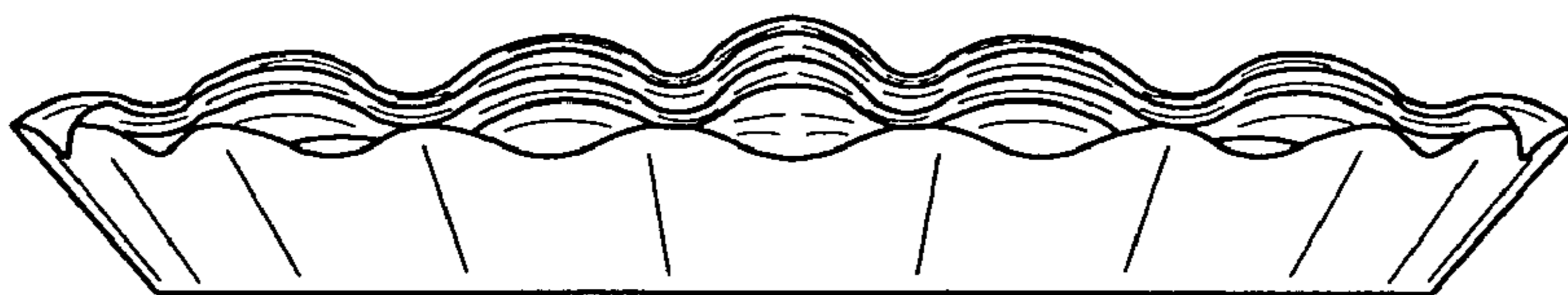


FIG. 3




FIG. 4

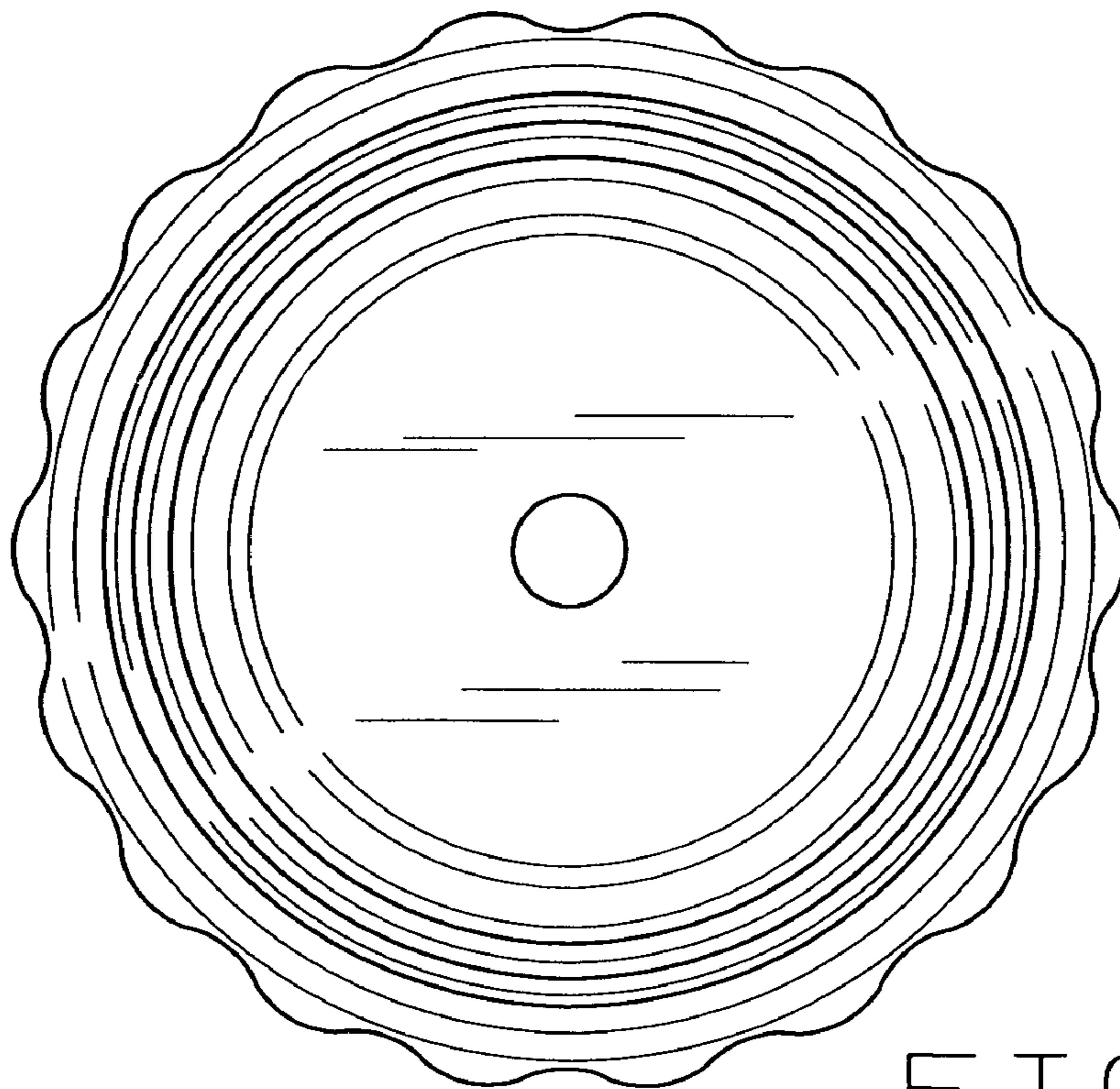


FIG. 5