



US00D669637S

(12) **United States Design Patent**
Endsley

(10) **Patent No.:** **US D669,637 S**

(45) **Date of Patent:** **** Oct. 23, 2012**

(54) **ARTIFICIAL EYELASHES**

(76) Inventor: **Laura Endsley**, Jeffersonville, IN (US)

(**) Term: **14 Years**

(21) Appl. No.: **29/413,800**

(22) Filed: **Feb. 21, 2012**

(51) **LOC (9) Cl.** **28-04**

(52) **U.S. Cl.** **D28/92**

(58) **Field of Classification Search** D28/39-43,
D28/92, 93; 132/53-56, 201

See application file for complete search history.

(56) **References Cited**

U.S. PATENT DOCUMENTS

2,835,259	A *	5/1958	Goodman	132/53
3,266,500	A *	8/1966	Weld	132/53
3,900,038	A *	8/1975	Masters	132/201
6,029,674	A *	2/2000	Han	132/216
8,015,980	B2	9/2011	Rabe et al.		
2002/0056465	A1	5/2002	Shin		
2003/0005941	A1	1/2003	Iosilevich		

2005/0061341	A1	3/2005	Choe		
2007/0227550	A1	10/2007	Merszei		
2009/0217938	A1 *	9/2009	Rabe et al.	132/216
2010/0043816	A1	2/2010	Dix		
2010/0170526	A1	7/2010	Nguyen		

* cited by examiner

Primary Examiner — Zenia Bennett

(74) *Attorney, Agent, or Firm* — Goldstein Law Offices, P.C.

(57) **CLAIM**

The ornamental design for an artificial eyelashes, as shown and described.

DESCRIPTION

FIG. 1 is a perspective view of the artificial eyelashes in full lines.

FIG. 2 is a of the rear elevational view thereof.

FIG. 3 is a front elevational view thereof.


FIG. 4 is a bottom plan view thereof.

FIG. 5 is a top plan view thereof.

FIG. 6 is a right side view thereof; and,

FIG. 7 is a left side view thereof.

1 Claim, 4 Drawing Sheets






FIG. 1




FIG. 2



FIG. 3

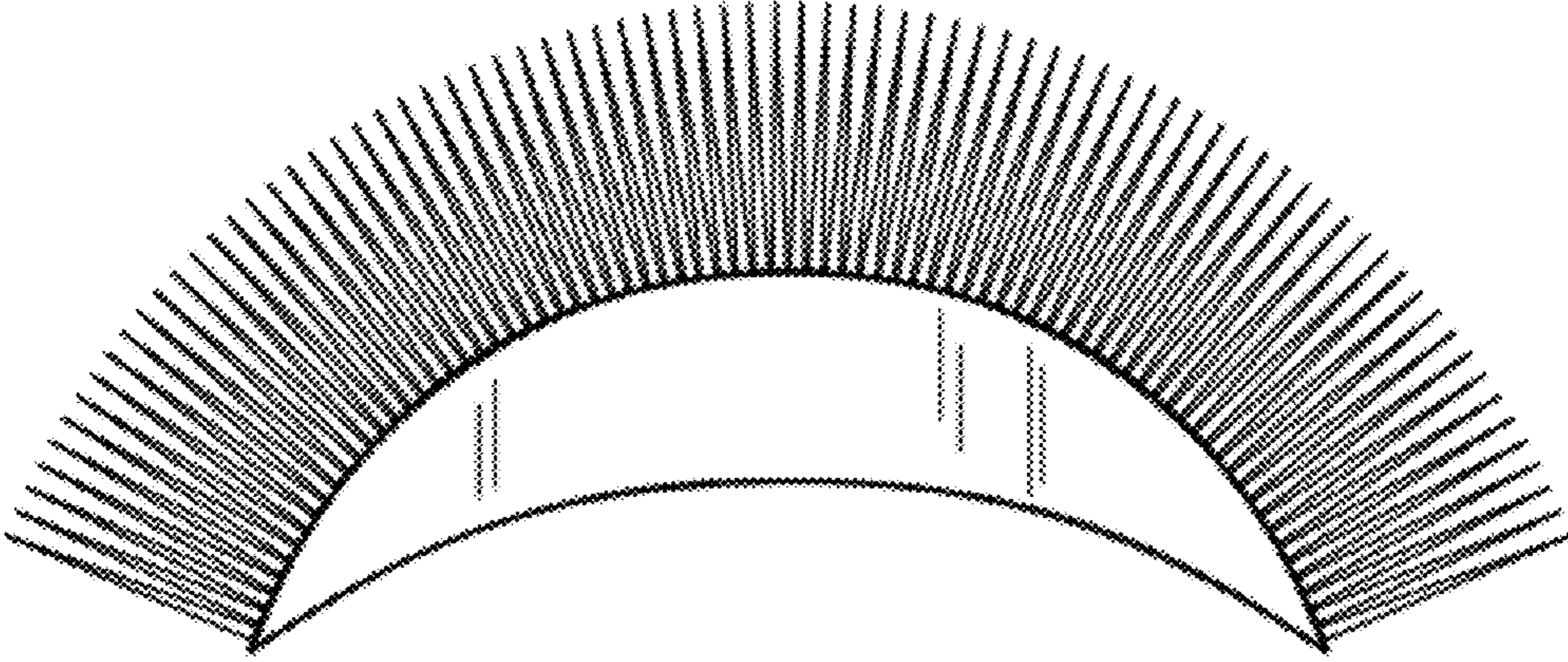


FIG. 4

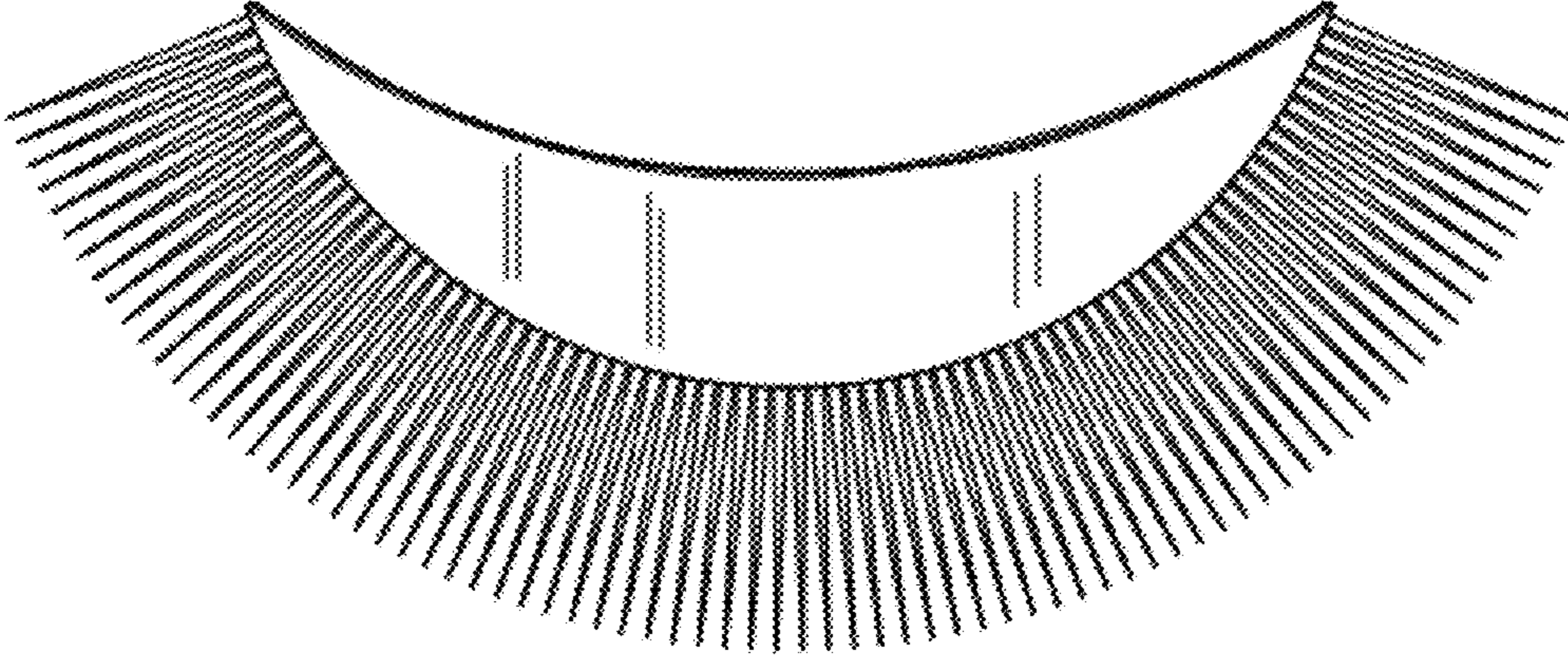


FIG. 5



FIG. 6



FIG. 7