



US00D669634S

(12) **United States Design Patent**
Vergona

(10) **Patent No.:** **US D669,634 S**

(45) **Date of Patent:** **** Oct. 23, 2012**

(54) **BARRETTE**

(75) Inventor: **Véronique Vergona**, Poitiers (FR)

(73) Assignee: **Etablissements Delsol**, Paris (FR)

(**) Term: **14 Years**

(21) Appl. No.: **29/376,557**

(22) Filed: **Oct. 8, 2010**

(30) **Foreign Application Priority Data**

Apr. 15, 2010 (EP) 001695735-0001

(51) **LOC (9) Cl.** **28-03**

(52) **U.S. Cl.** **D28/42**

(58) **Field of Classification Search** D28/21-34,
D28/39-43; 132/101, 126, 128-131, 144,
132/148, 219, 275-284

See application file for complete search history.

(56) **References Cited**

U.S. PATENT DOCUMENTS

2,597,254 A * 5/1952 Meohas 132/279
D280,447 S * 9/1985 Verducci D28/42

5,666,982 A * 9/1997 Pignon 132/279
6,095,155 A * 8/2000 Criscuolo 132/278
D511,863 S * 11/2005 Lau D28/42
D590,994 S * 4/2009 Hsu D28/43
D605,361 S * 12/2009 Hsu D28/42
D605,814 S * 12/2009 Hsu D28/42
D627,928 S * 11/2010 Hsu D28/42

* cited by examiner

Primary Examiner — Zenia Bennett

(74) *Attorney, Agent, or Firm* — Sughrue Mion, PLLC

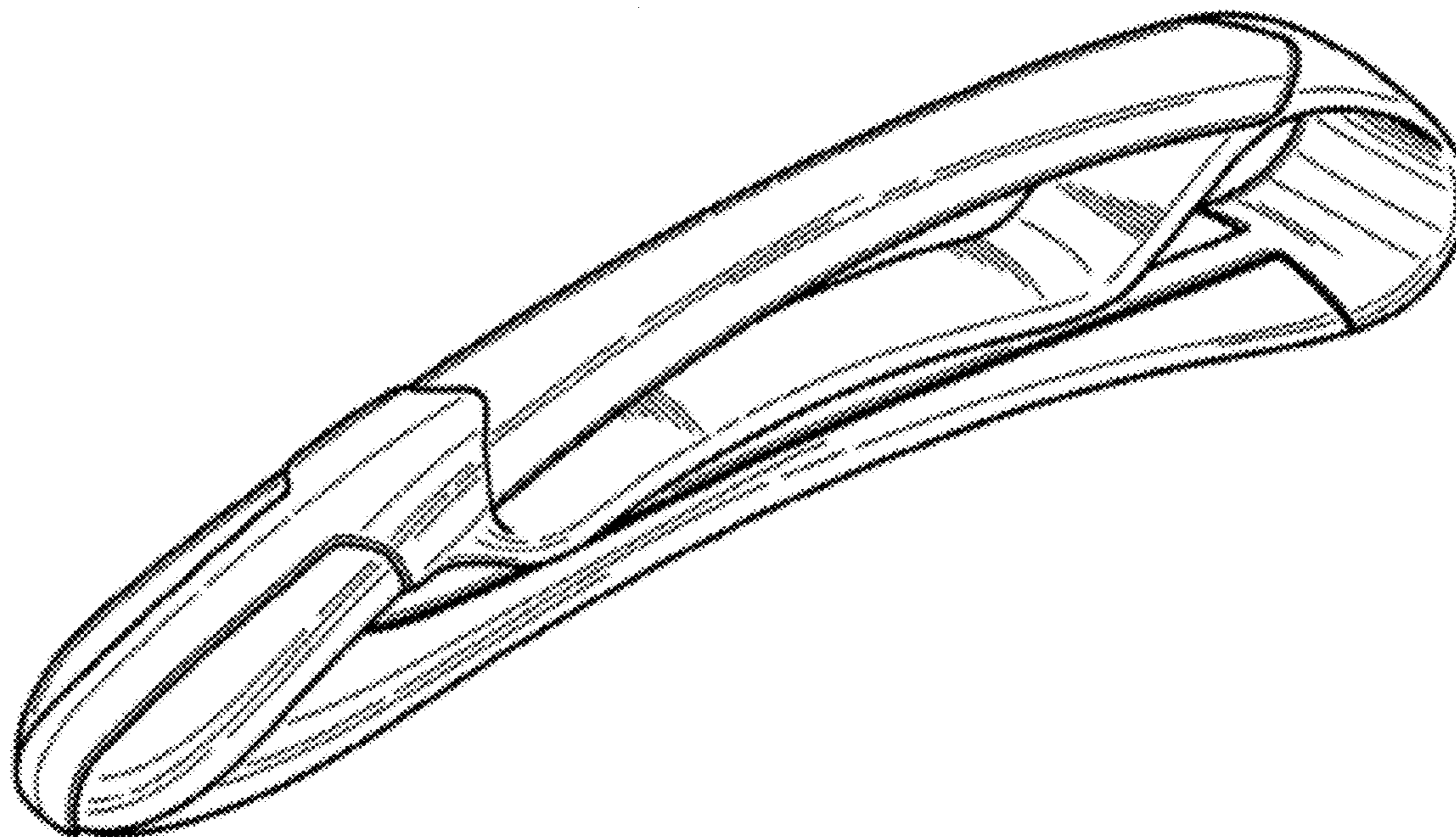
(57) **CLAIM**

The ornamental design for a barrette, as shown and described.

DESCRIPTION

FIG. 1 is a front perspective view of a barrette;
FIG. 2 is a right side elevation view thereof;
FIG. 3 is a left side elevation view thereof;
FIG. 4 is a top plan view thereof;
FIG. 5 is a bottom plan view thereof;
FIG. 6 is a front elevation view thereof; and,
FIG. 7 is a rear elevation view thereof.

1 Claim, 7 Drawing Sheets



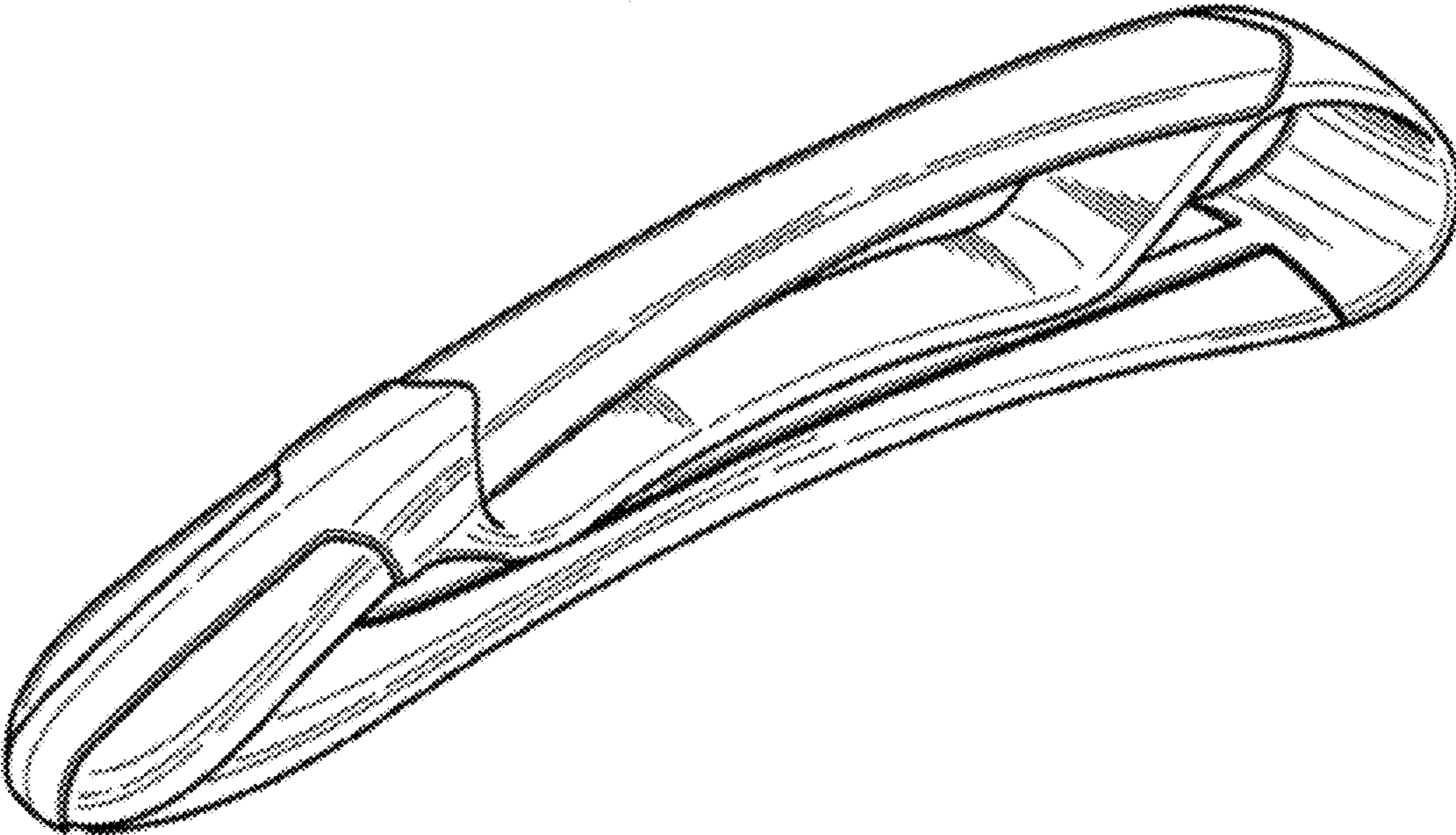


FIG. 1



FIG. 2




FIG. 3

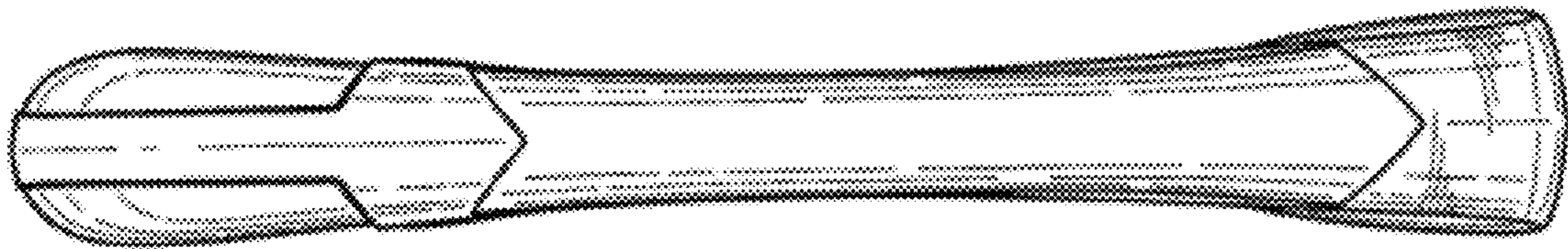


FIG. 4

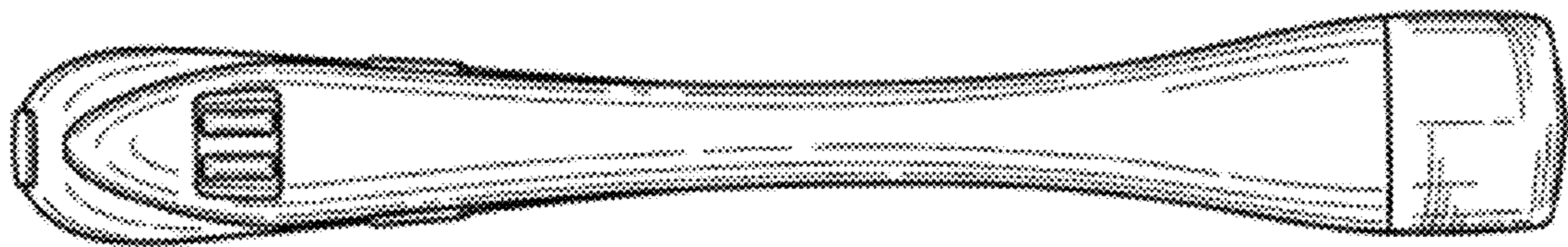


FIG. 5

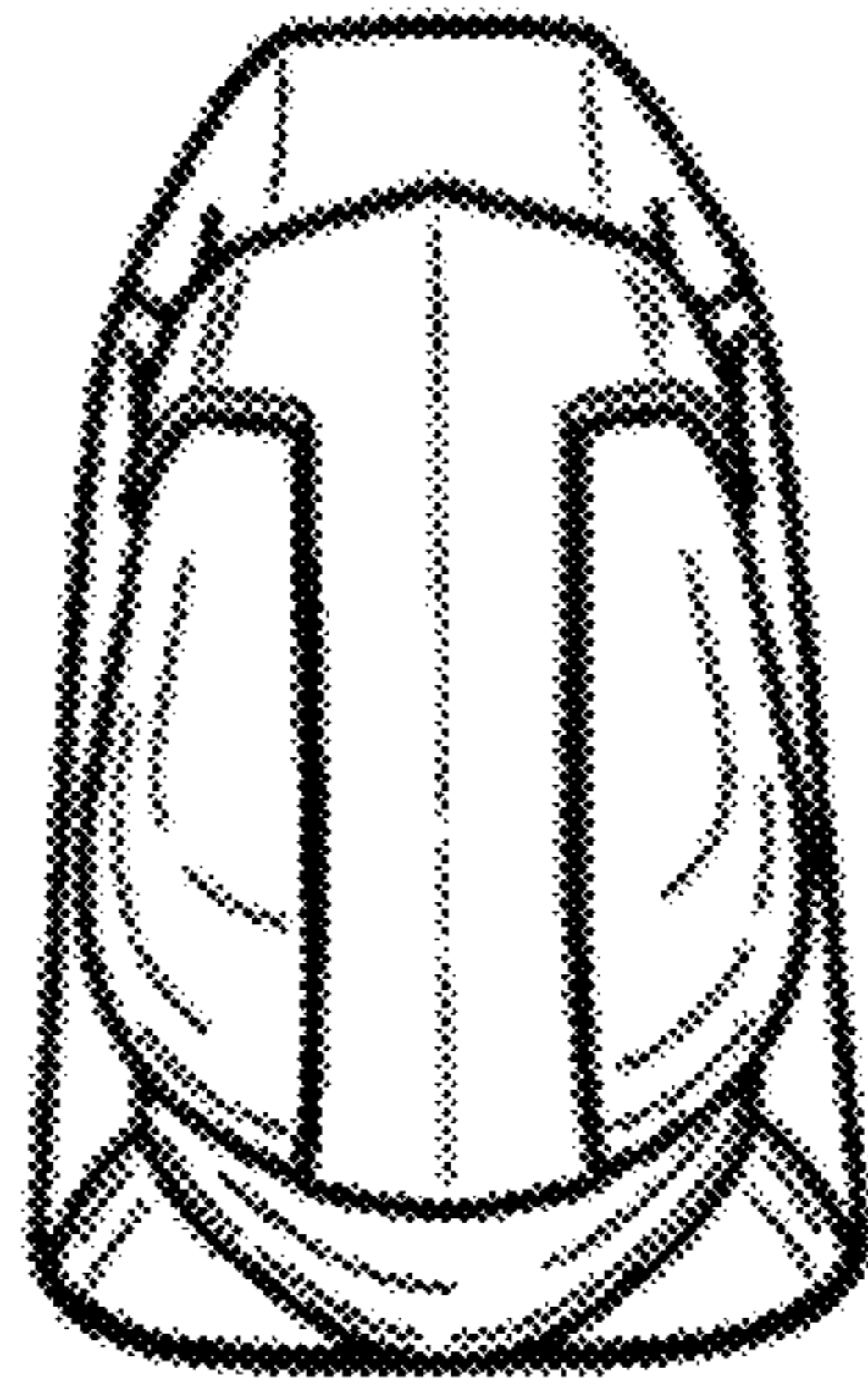


FIG. 6

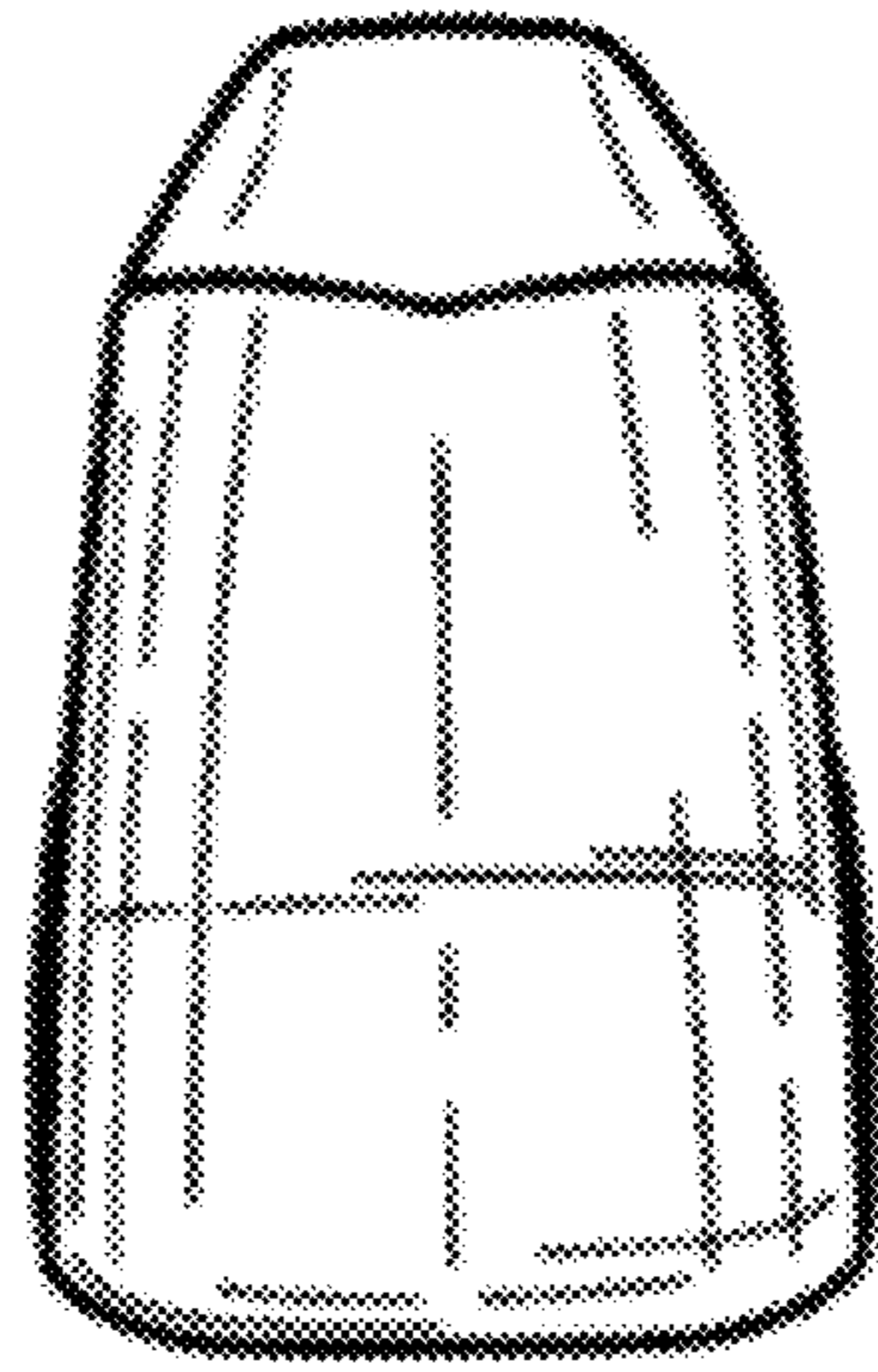


FIG. 7