



US00D669614S

(12) **United States Design Patent**
Sherman et al.

(10) **Patent No.:** **US D669,614 S**

(45) **Date of Patent:** **** Oct. 23, 2012**

(54) **LIGHT BULB**

(75) Inventors: **Matthew Sherman**, Sharon, MA (US);
David Morin, Salem, NH (US);
Timothy Kelly, Brookline, MA (US);
Terence Yeo, Boston, MA (US)

(73) Assignee: **Fusion Optix Inc.**, Woburn, MA (US)

(**) Term: **14 Years**

(21) Appl. No.: **29/419,598**

(22) Filed: **Apr. 30, 2012**

Related U.S. Application Data

(63) Continuation-in-part of application No. 29/400,493,
filed on Aug. 29, 2011, now Pat. No. Des. 663,056.

(51) **LOC (9) Cl.** **26-04**

(52) **U.S. Cl.** **D26/2**

(58) **Field of Classification Search** D26/1-4;
313/315, 316, 317, 318, 493; 315/52, 53,
315/56, 57, 58

See application file for complete search history.

(56) **References Cited**

U.S. PATENT DOCUMENTS

D508,575	S	*	8/2005	Buschmann et al.	D26/2
D528,227	S	*	9/2006	Chou et al.	D26/2
D531,741	S	*	11/2006	Takahashi	D26/2
D534,665	S	*	1/2007	Egawa et al.	D26/2
D538,953	S	*	3/2007	Mama	D26/2
D541,440	S	*	4/2007	Feit	D26/2
D548,369	S	*	8/2007	Bembridge	D26/2
D553,267	S	*	10/2007	Yuen	D26/2
D590,523	S	*	4/2009	Takahashi	D26/2
D615,220	S	*	5/2010	Crane et al.	D26/2
D663,056	S	*	7/2012	Sherman et al.	D26/2

* cited by examiner

Primary Examiner — Marcus Jackson

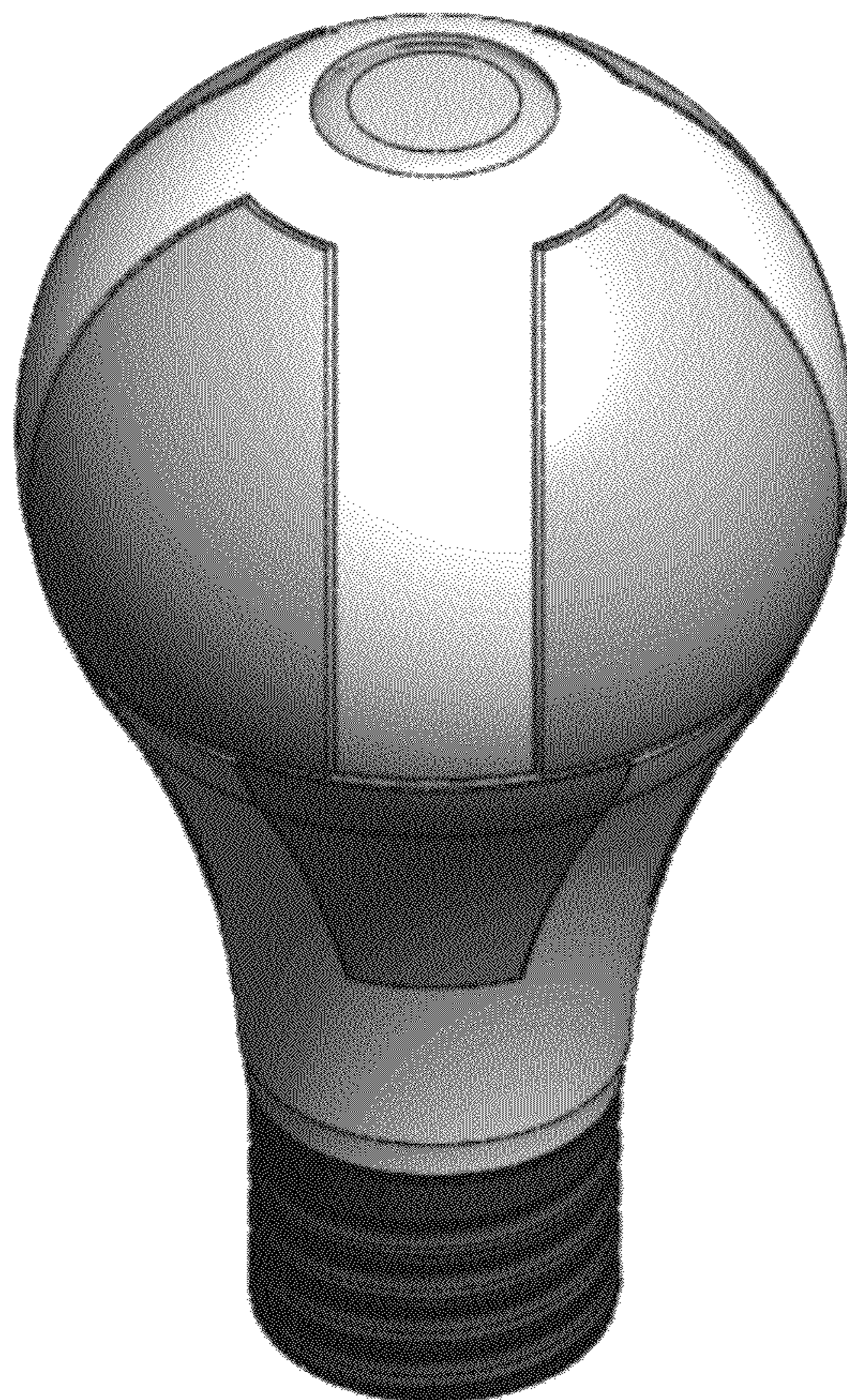
(57) **CLAIM**

The ornamental design for a light bulb, as shown.

DESCRIPTION

FIG. 1 is an elevated perspective view of the new light bulb.
FIG. 2 is a tilted perspective view of the new light bulb.
FIG. 3 is a side view of the new light bulb.
FIG. 4 is a top view of the new light bulb; and,
FIG. 5 is a bottom view of the new light bulb.

1 Claim, 4 Drawing Sheets



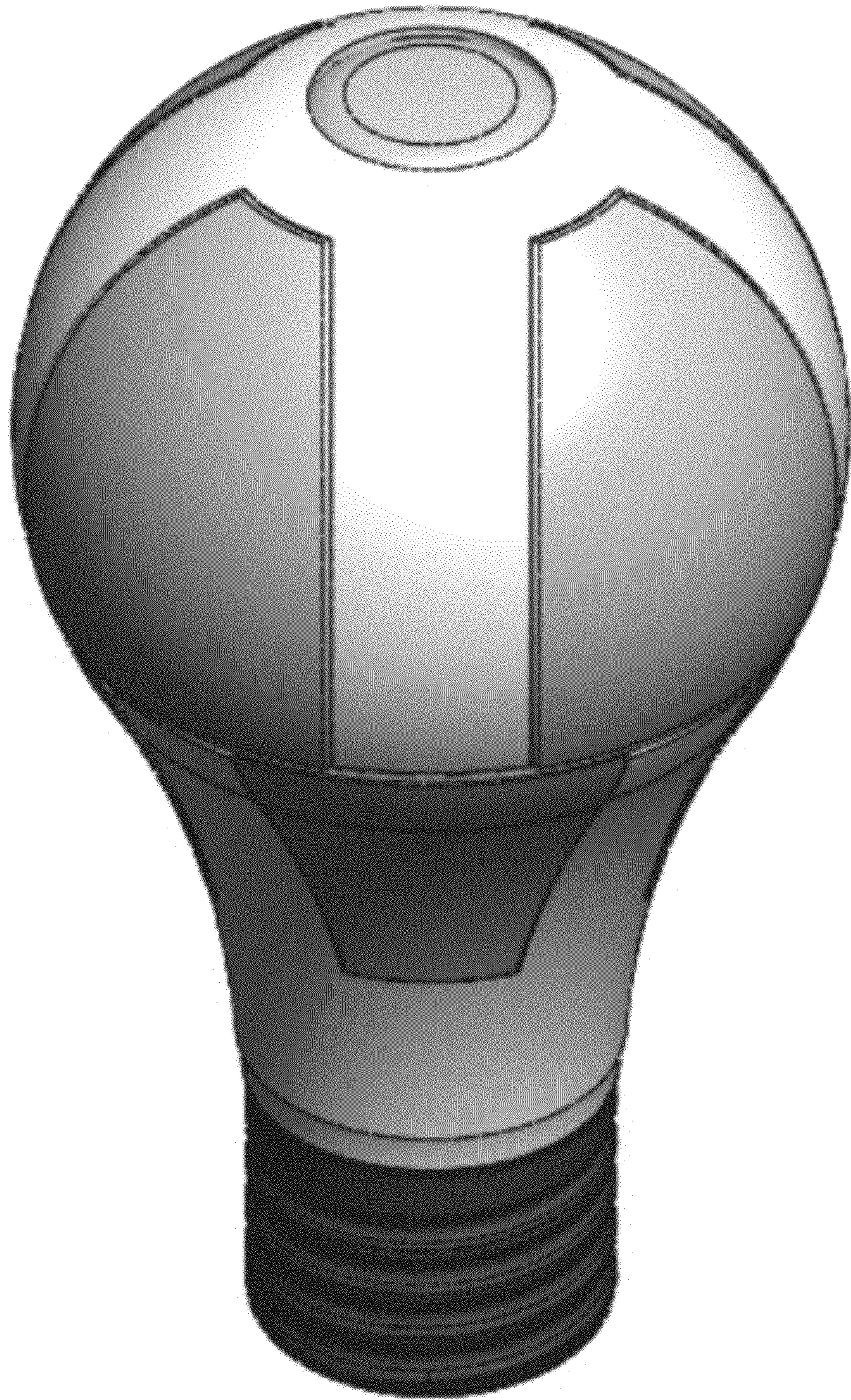


Figure 1

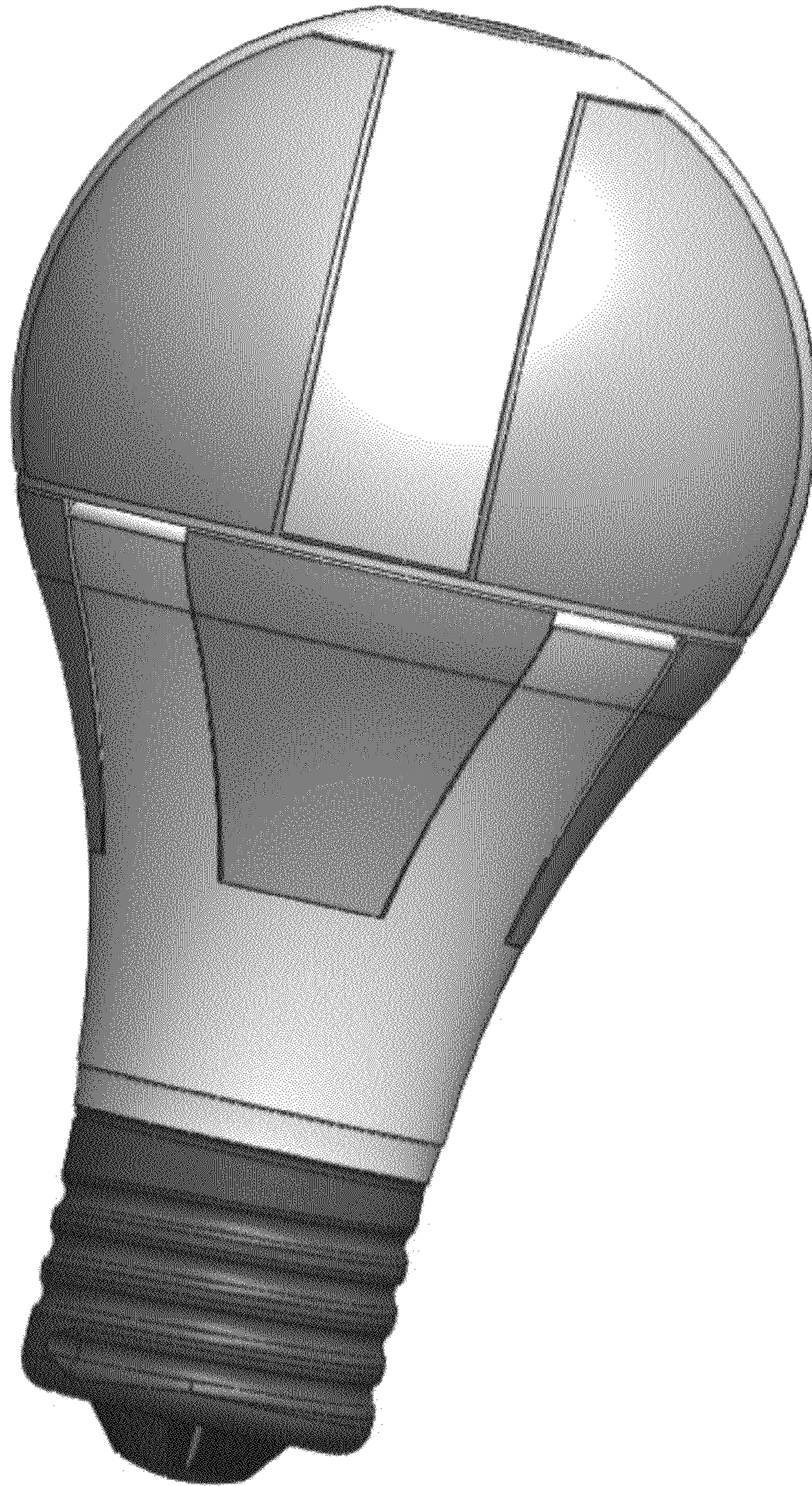


Figure 2

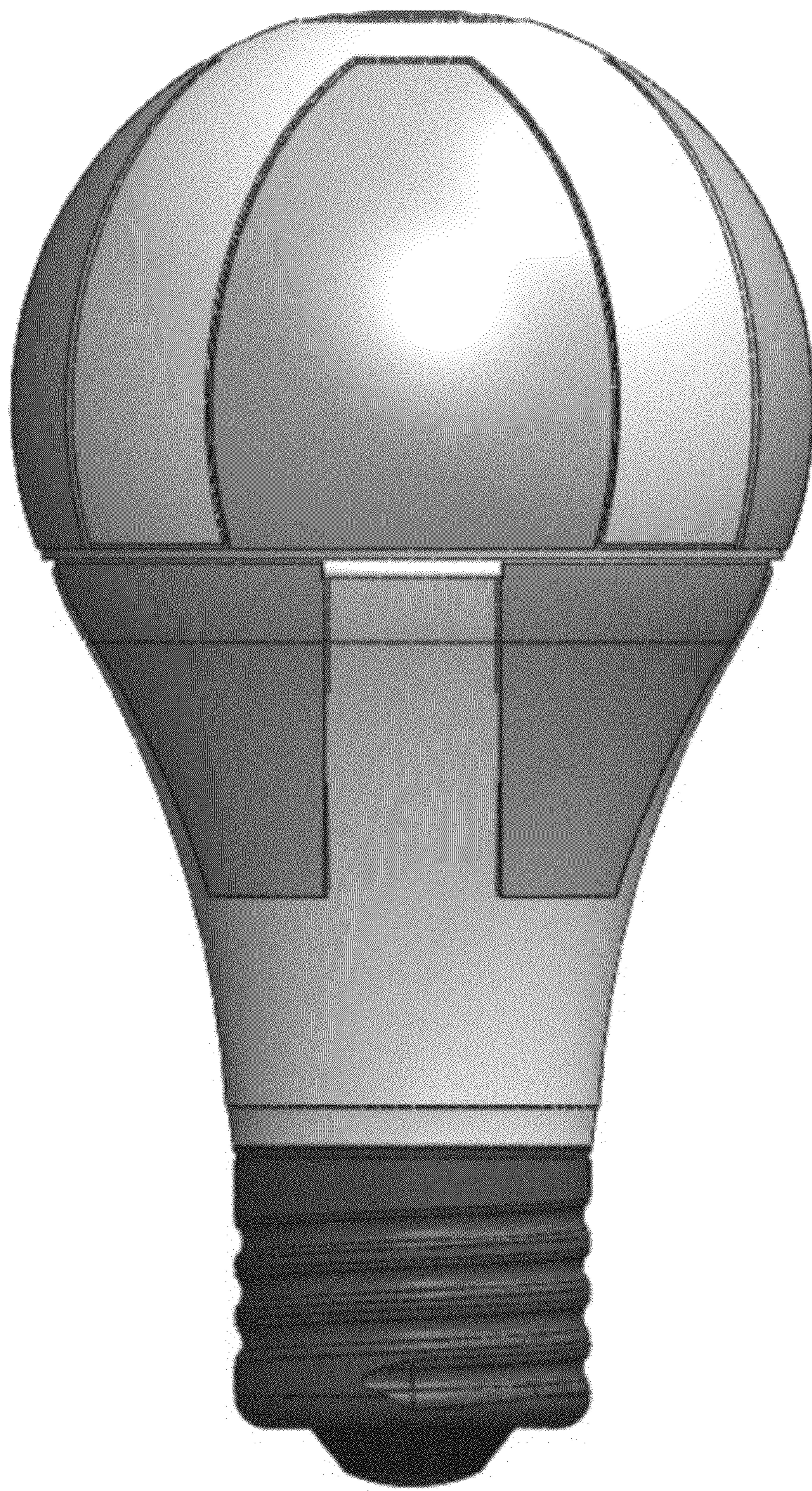


Figure 3




Figure 4




Figure 5