



US00D669595S

(12) **United States Design Patent**
Schofield

(10) **Patent No.:** **US D669,595 S**
(45) **Date of Patent:** **** Oct. 23, 2012**

(54) **STERILIZER**

(75) Inventor: **Paul Schofield**, Northallerton (GB)

(73) Assignee: **Jackel International Limited**,
Cramlington, Northumberland (GB)

(**) Term: **14 Years**

(21) Appl. No.: **29/370,183**

(22) Filed: **Jun. 14, 2010**

(51) **LOC (9) Cl.** **24-01**

(52) **U.S. Cl.** **D24/217**

(58) **Field of Classification Search** D24/216-232,
D24/186, 107, 108, 121, 176; D3/201, 203.1,
D3/203.2, 202; D10/81; D9/503, 504, 529,
D9/545, 549; 422/500, 547, 554, 556, 1,
422/20-22, 24, 26, 28, 29, 39, 40, 300, 301;
250/455.11; D32/1; D28/73; D23/355,
D23/364

See application file for complete search history.

(56) **References Cited**

U.S. PATENT DOCUMENTS

D100,858 S *	8/1936	Godshalk	D24/217
2,467,337 A *	4/1949	Schnell	422/302
D176,310 S *	12/1955	Colin et al.	D24/217
D296,239 S *	6/1988	David	D24/217
D305,261 S	12/1989	Hobbs	
D365,882 S *	1/1996	Allegre	D24/217
D372,535 S *	8/1996	DiCianna et al.	D24/176
D448,236 S *	9/2001	Murray	D7/326
D482,165 S *	11/2003	Kay	D32/1
D487,517 S *	3/2004	Cudworth	D24/217
D560,814 S *	1/2008	Brieussel et al.	D24/217
7,422,722 B2 *	9/2008	Kim	422/24

FOREIGN PATENT DOCUMENTS

EM	336201-0001	12/2005
EM	336201-0002	12/2005
EM	336201-0003	12/2005
EM	336201-0004	12/2005
EM	336201-0005	12/2005
EM	511209-0002	6/2006

* cited by examiner

Primary Examiner — Anhdao Doan

(74) *Attorney, Agent, or Firm* — Olson & Cepuritis, Ltd.

(57) **CLAIM**

The ornamental design for a sterilizer, as shown and described.

DESCRIPTION

FIG. 1 is a perspective view of an embodiment of the sterilizer;

FIG. 2 is a back elevation view of the embodiment of the sterilizer shown in FIG. 1;

FIG. 3 is a front elevation view of the embodiment of the sterilizer shown in FIG. 1;

FIG. 4 is side elevation view of the embodiment of the sterilizer shown in FIG. 1, wherein both sides of the sterilizer are identical;

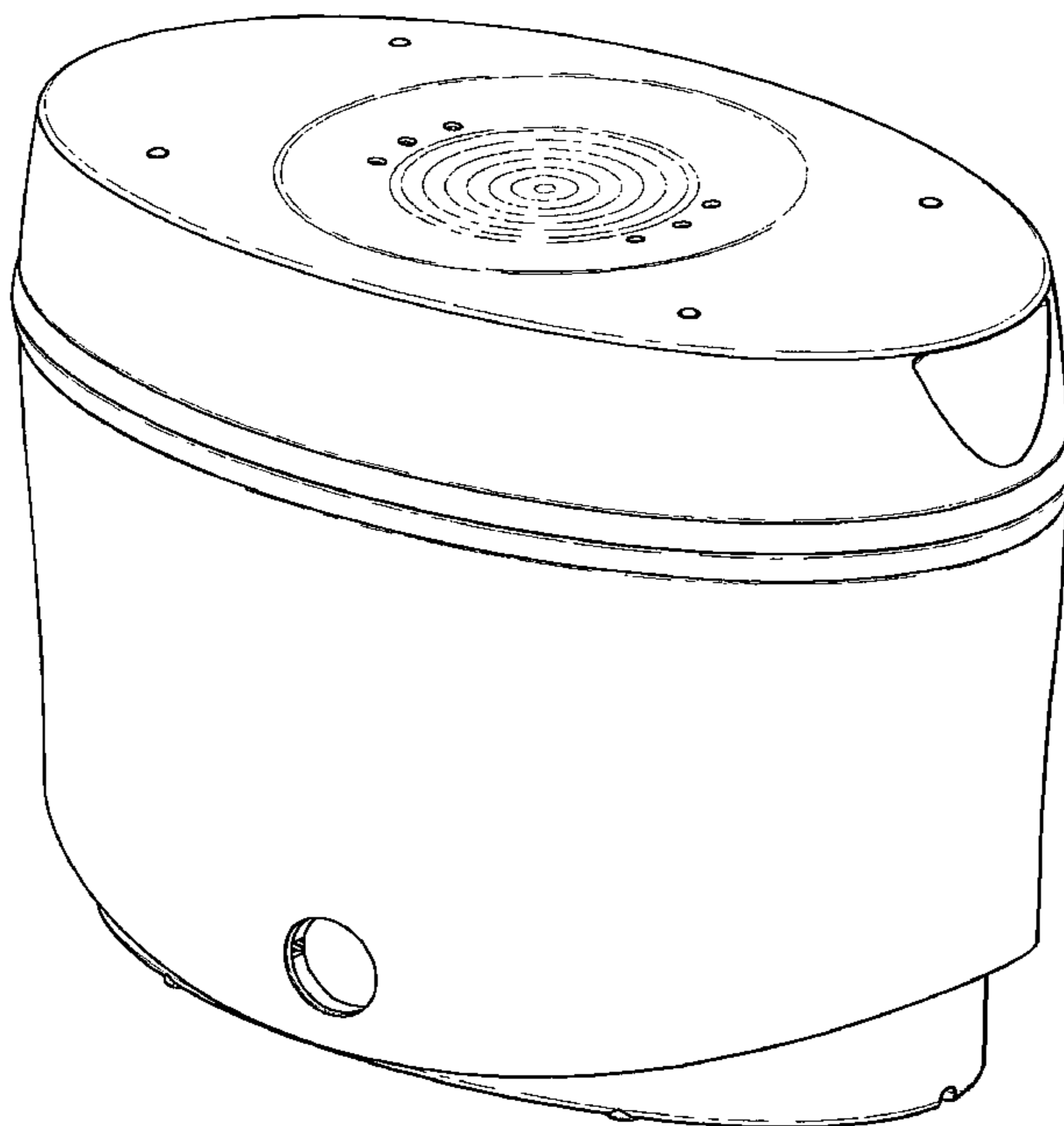
FIG. 5 is a top plan view of the embodiment of the sterilizer shown in FIG. 1;

FIG. 6 is a bottom plan view of the embodiment of the sterilizer shown in FIG. 1; and,

FIG. 7 is a perspective view of the embodiment of the sterilizer shown in FIG. 1 with the top portion removed.

The broken lines in the drawing views are included for the purpose of illustrating portions of the sterilizer that form no part of the claimed design.

1 Claim, 6 Drawing Sheets



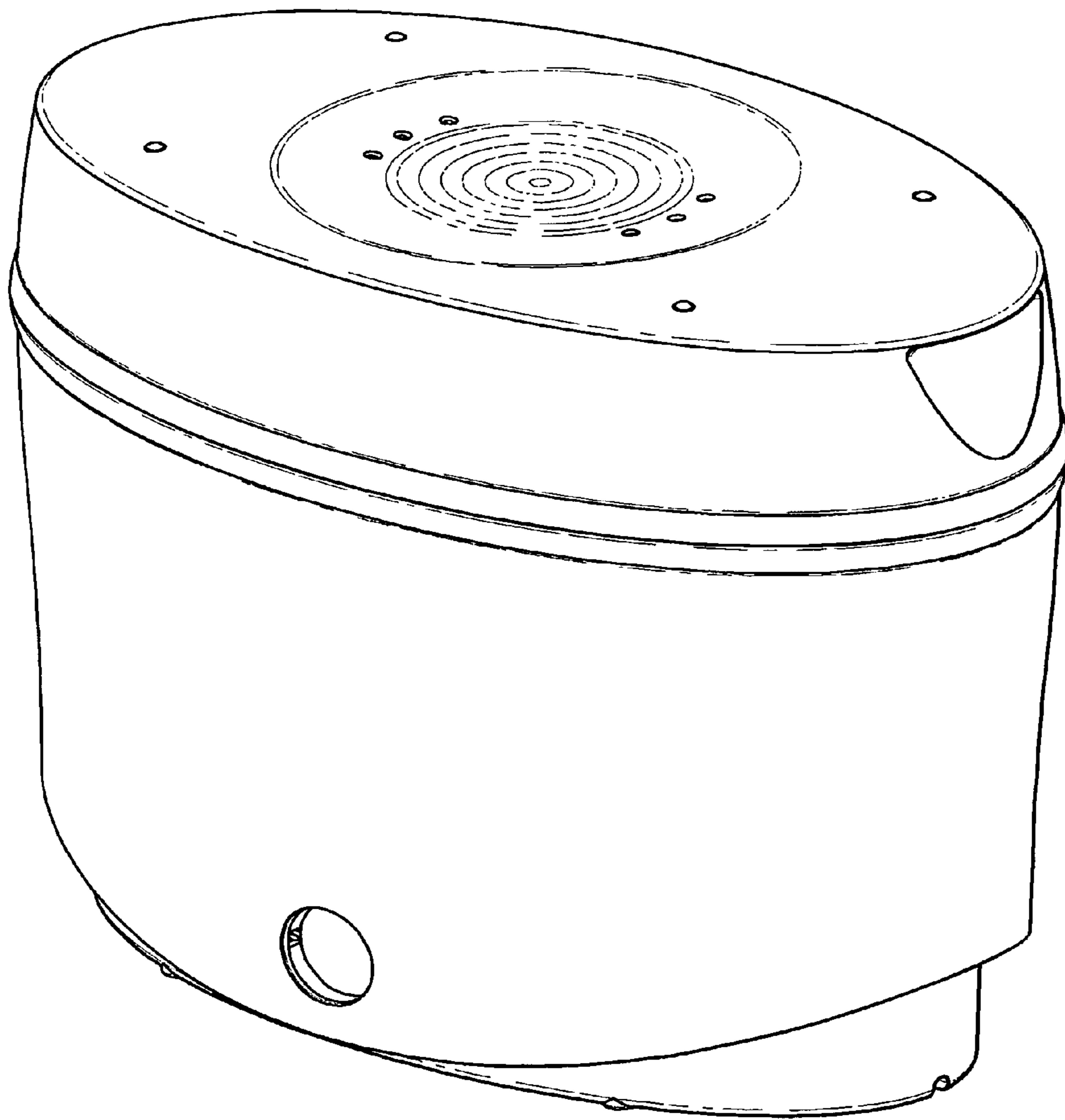


FIG. 1




FIG. 2

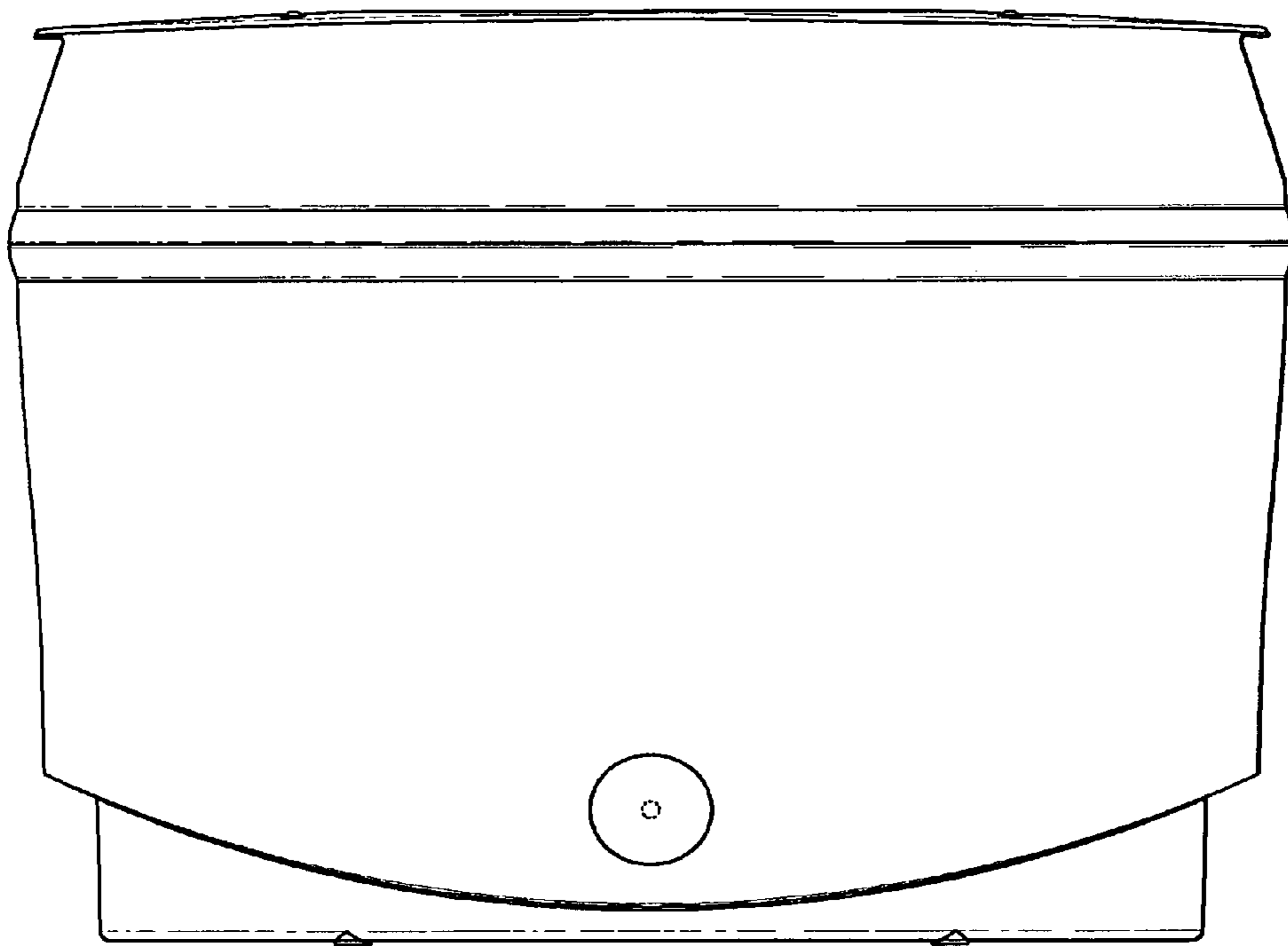


FIG. 3




FIG. 4

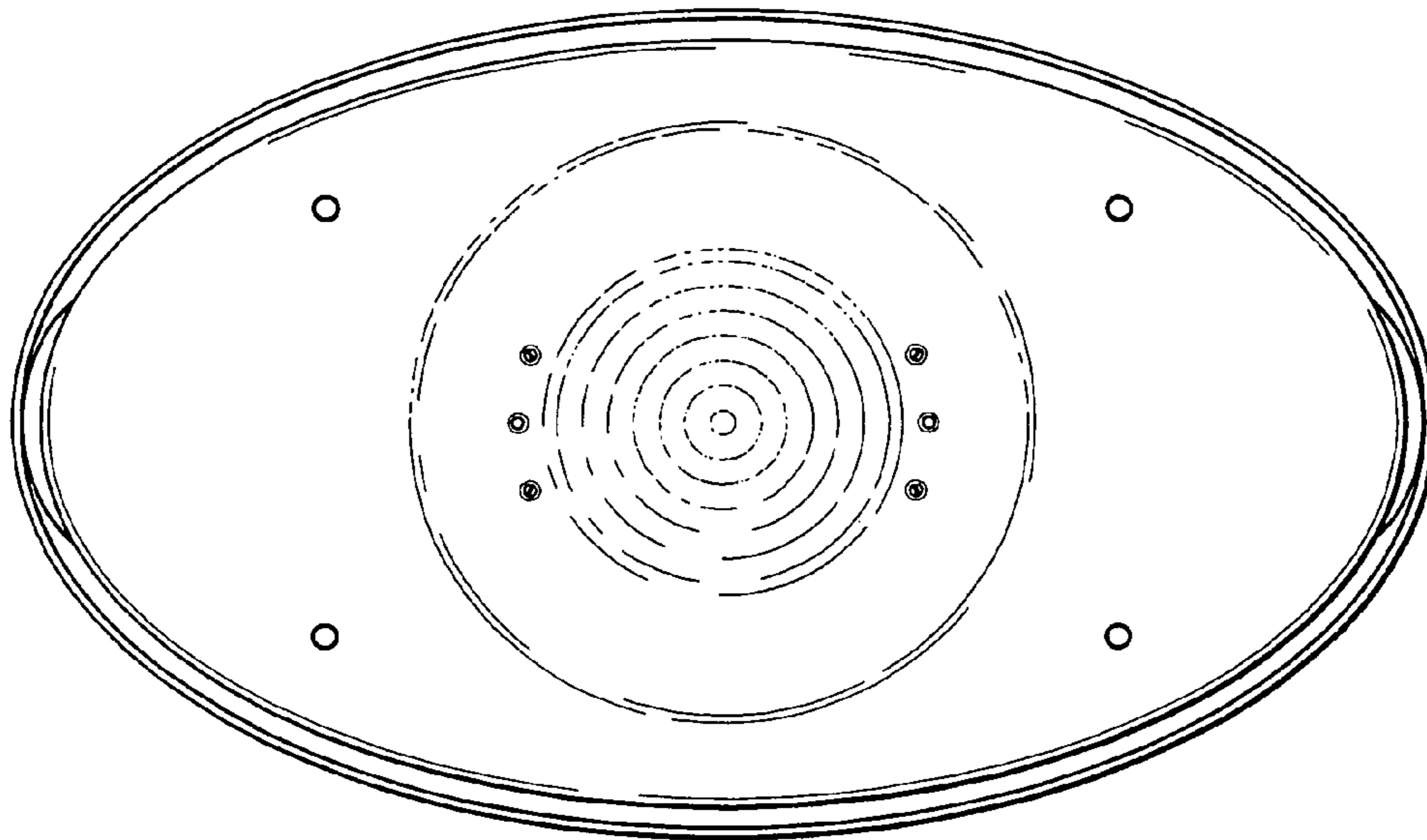


FIG. 5

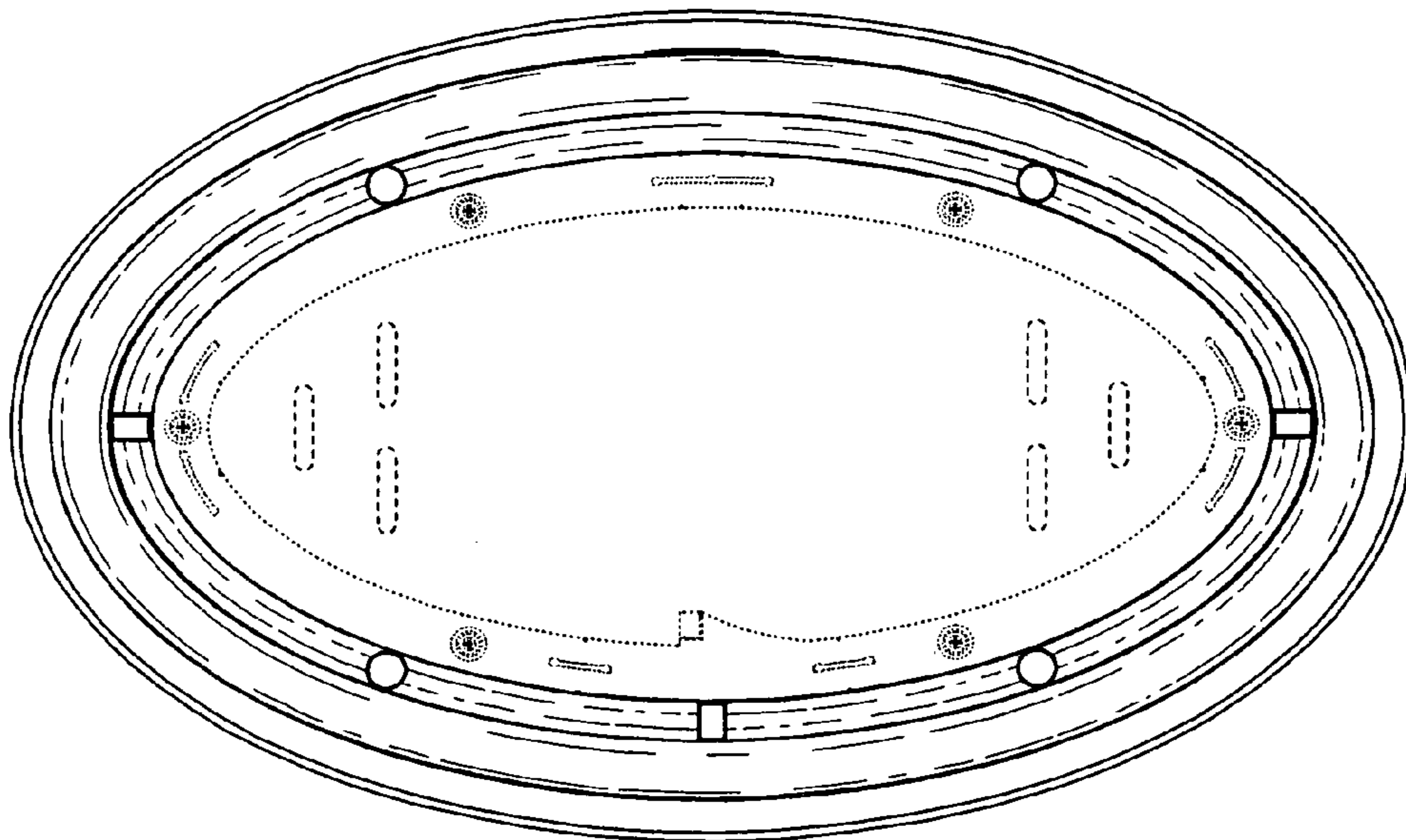


FIG. 6

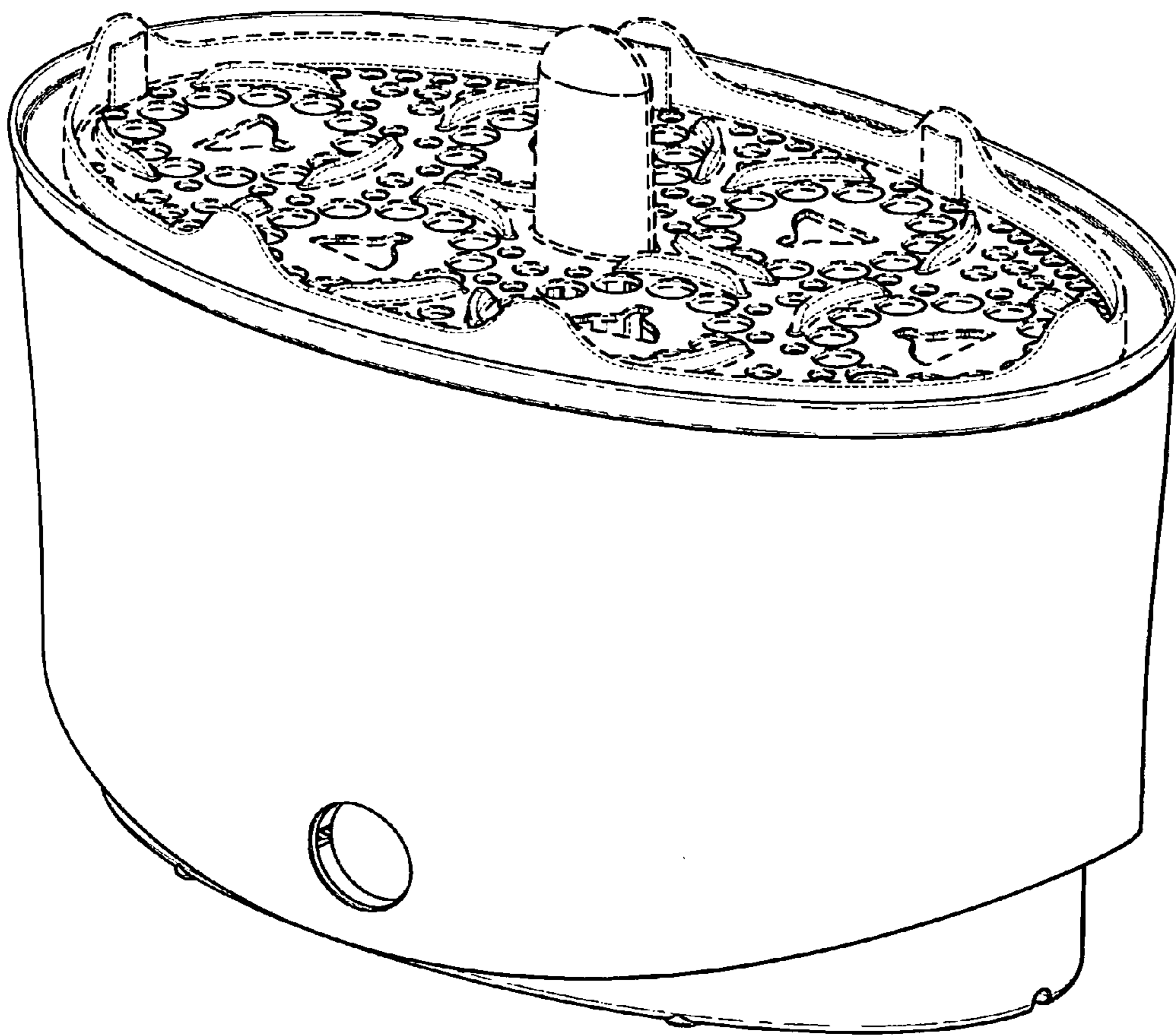


FIG. 7

UNITED STATES PATENT AND TRADEMARK OFFICE
CERTIFICATE OF CORRECTION

PATENT NO. : D669,595 S
APPLICATION NO. : 29/370183
DATED : October 23, 2012
INVENTOR(S) : Paul Schofield

Page 1 of 1

It is certified that error appears in the above-identified patent and that said Letters Patent is hereby corrected as shown below:

Add the following to the title page, item (30):

(30) Foreign Application Priority Data
Jan. 12, 2010 (EM)001189732-0001

Signed and Sealed this
First Day of January, 2013



David J. Kappos
Director of the United States Patent and Trademark Office