



US00D669588S

(12) **United States Design Patent**
Dutschmann

(10) **Patent No.:** **US D669,588 S**

(45) **Date of Patent:** **** Oct. 23, 2012**

(54) **X-RAY MARKER**

(76) Inventor: **Ruth Elizabeth Dutschmann**, Valdosta,
GA (US)

(**) Term: **14 Years**

(21) Appl. No.: **29/373,558**

(22) Filed: **Apr. 26, 2011**

Related U.S. Application Data

(62) Division of application No. 29/370,009, filed on May
26, 2010, now Pat. No. Des. 639,952.

(51) **LOC (9) Cl.** **24-01**

(52) **U.S. Cl.** **D24/158**

(58) **Field of Classification Search** D24/158-161,
D24/186, 124, 188, 189, 231, 232; 378/4,
378/15, 17, 20, 21, 23-27, 146, 162-166;
128/915; D1/106-115, 128; D11/99-116,
D11/132-140, 157; D20/22-38
See application file for complete search history.

(56) **References Cited**

U.S. PATENT DOCUMENTS

1,168,177	A	1/1916	De Yoanna	
2,071,912	A	2/1937	Auer	
2,172,528	A	9/1939	Auer	
2,257,933	A	10/1941	Belknap	
2,433,480	A	12/1947	Rendich	
2,497,445	A	2/1950	Gaul	
3,518,428	A	6/1970	Ring	
3,619,611	A	11/1971	Hall	
3,643,358	A	2/1972	Morderosian	
4,035,653	A	7/1977	Karasco	
4,121,108	A	10/1978	Manor	
4,127,774	A	11/1978	Gillen	
4,194,122	A	3/1980	Mitchell et al.	
4,274,006	A	6/1981	Caine	
4,426,723	A	1/1984	Rouse	
D290,206	S *	6/1987	Murphy	D6/584
4,698,836	A	10/1987	Minasian	
D294,040	S *	2/1988	Peyton	D20/29

D295,390	S *	4/1988	Maddox et al.	D11/133
4,863,470	A *	9/1989	Carter	623/8
D311,267	S *	10/1990	Pesta	D2/869
D323,045	S *	1/1992	Gabler	D32/46
D325,804	S *	5/1992	Meyers et al.	D1/109
5,232,452	A *	8/1993	Russell et al.	604/180
5,297,188	A	3/1994	Fajac et al.	
D346,827	S *	5/1994	Wolff	D20/22
5,323,443	A	6/1994	Lary	
5,394,456	A	2/1995	Livingston	
D355,975	S *	3/1995	Patoskie et al.	D1/106
5,412,706	A	5/1995	Deibel	
5,469,847	A	11/1995	Zinreich et al.	
5,592,527	A	1/1997	Ray	
5,640,438	A	6/1997	Talluto et al.	

(Continued)

OTHER PUBLICATIONS

U.S. Patent and Trademark Office "Notice of Allowability" for co-
pending U.S. Appl. No. 29/394,036, mailed Apr. 2, 2012, 7 pages.

Primary Examiner — Anhdao Doan

(74) *Attorney, Agent, or Firm* — Meyertons, Hood, Kivlin,
Kowert & Goetzel, P.C.; Eric B. Meyertons

(57) **CLAIM**

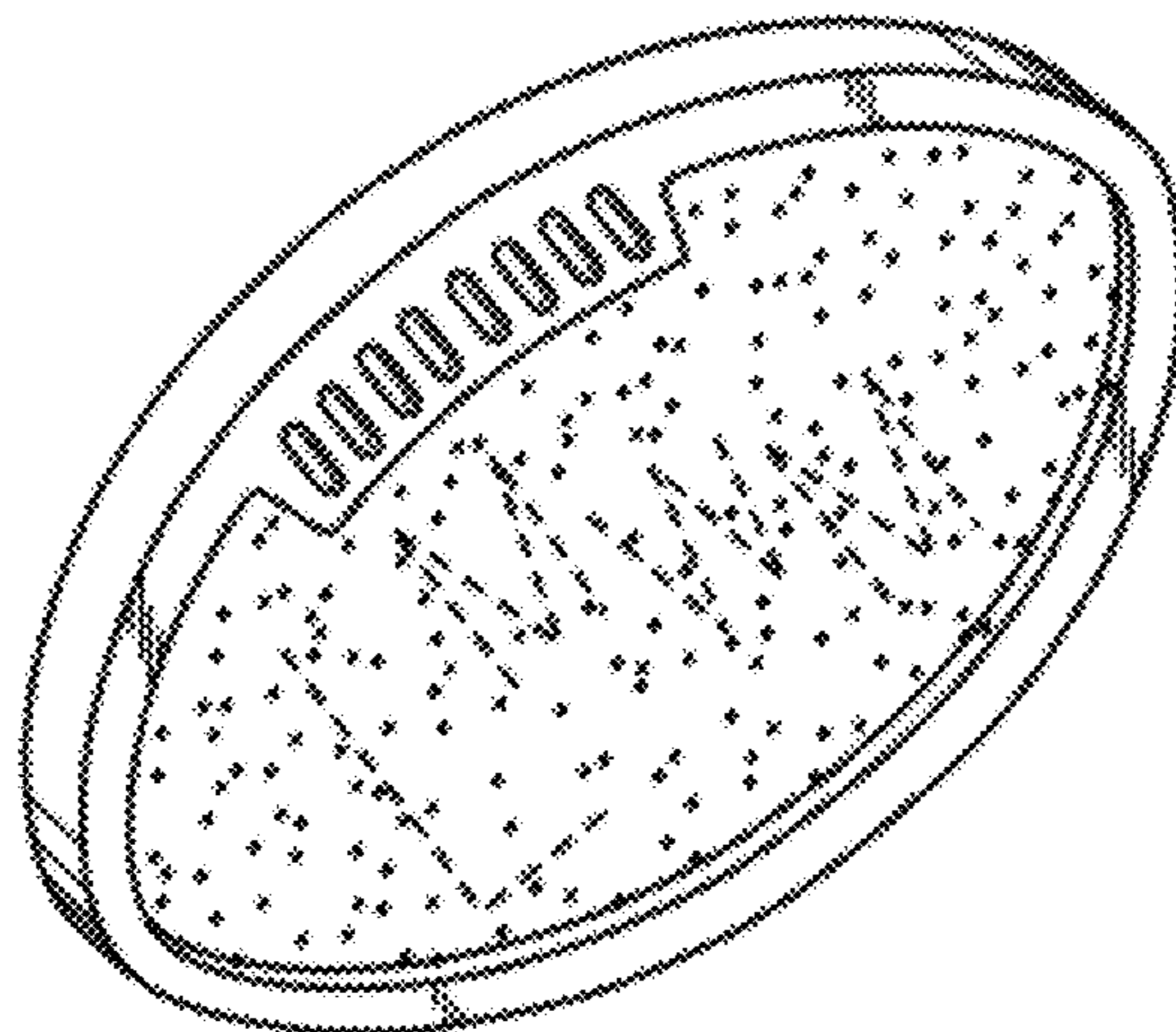
The ornamental design for an X-ray marker, as shown and
described.

DESCRIPTION

FIG. 1 is a perspective view of an X-ray marker showing my
new design;
FIG. 2 is a front view thereof;
FIG. 3 is a top view thereof;
FIG. 4 is a right side view thereof;
FIG. 5 is a left side view thereof;
FIG. 6 is a bottom view thereof; and,
FIG. 7 is a rear view thereof.

The broken lines in FIG. 1 and FIG. 2 are included for the
purpose of illustrating a portion of the X-ray marker that
forms no part of the claimed design.

1 Claim, 2 Drawing Sheets



US D669,588 S

Page 2

U.S. PATENT DOCUMENTS

5,657,366	A	8/1997	Nakayama				
5,659,592	A	8/1997	Robertson et al.				
5,702,128	A	12/1997	Maxim et al.				
6,160,870	A	12/2000	Jacobson				
6,354,737	B1	3/2002	Hufe et al.				
D470,890	S *	2/2003	Meyer	D20/28		
D477,367	S *	7/2003	Gaines et al.	D20/17		
D479,561	S *	9/2003	Meyer	D20/22		
D494,998	S *	8/2004	Blanke, Jr.	D19/3		
D503,980	S	4/2005	Sayre et al.				
D515,280	S *	2/2006	Luciano et al.	D20/29		
7,092,492	B2	8/2006	Marn				
7,123,690	B1	10/2006	Brown et al.				
7,127,039	B2	10/2006	Woods				
D541,872	S *	5/2007	Houle	D20/30		
D552,735	S *	10/2007	Archambault	D24/158		
D559,985	S *	1/2008	Dzierlatka	D24/158		
D580,817	S *	11/2008	Zarzur	D11/157		
D584,360	S *	1/2009	Yuengling	D20/19		
D620,226	S *	7/2010	Adkins	D1/106		
D631,278	S *	1/2011	Curtis	D6/588		
2004/0116802	A1 *	6/2004	Jessop et al.	600/414		
2004/0147846	A1 *	7/2004	Mueller et al.	600/476		

* cited by examiner

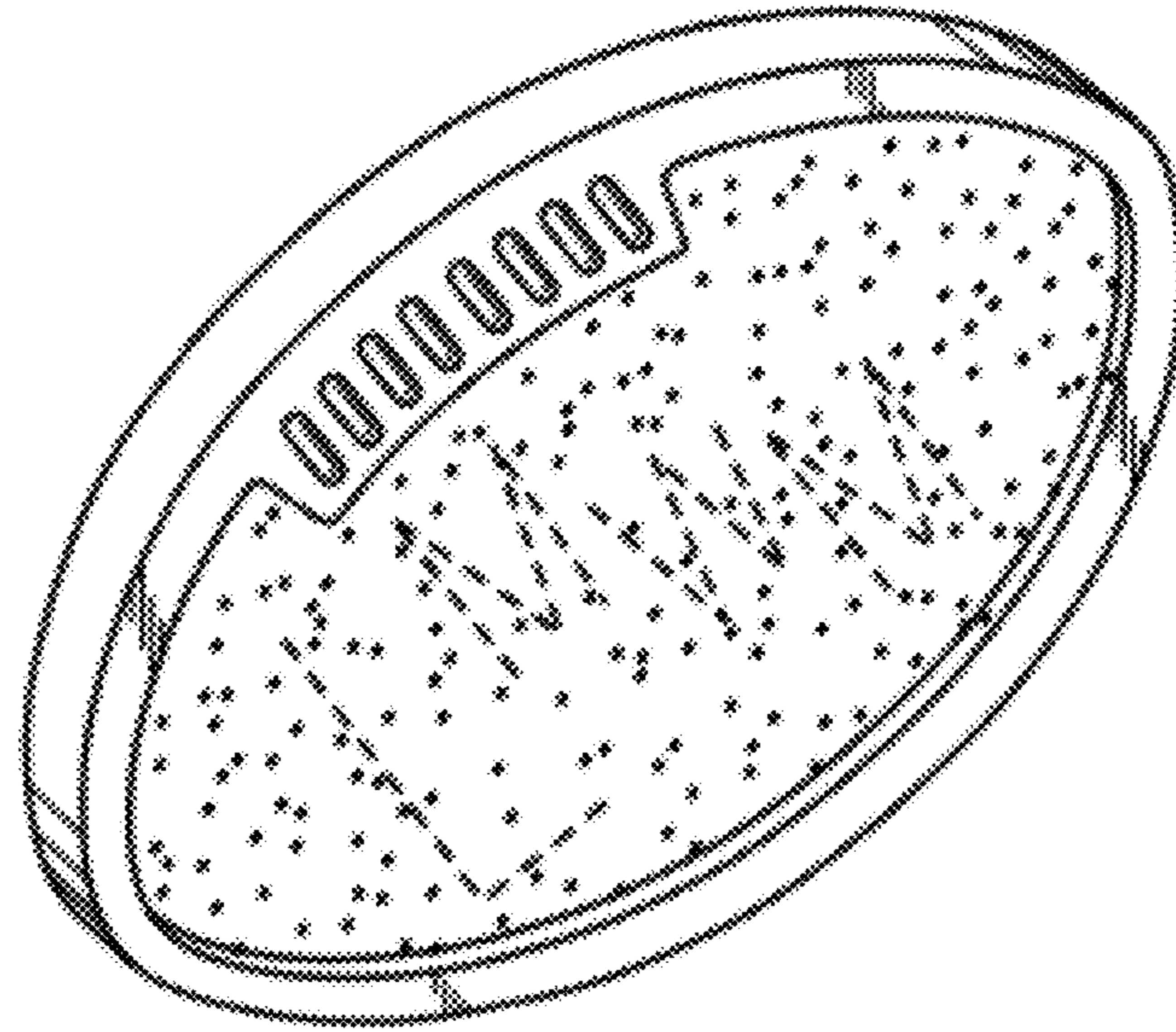


FIG. 1

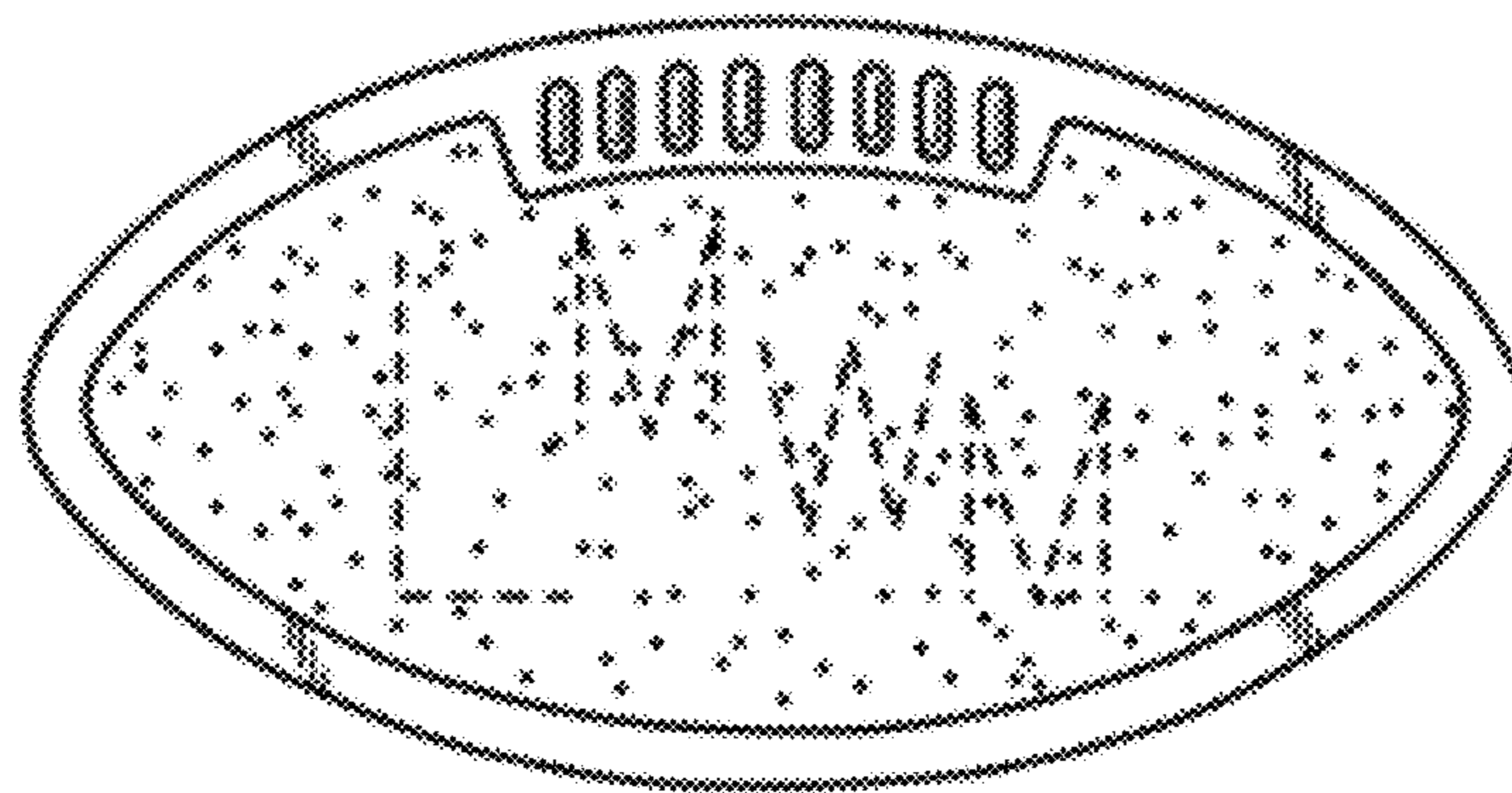


FIG. 2



FIG. 3




FIG. 4




FIG. 5



FIG. 6

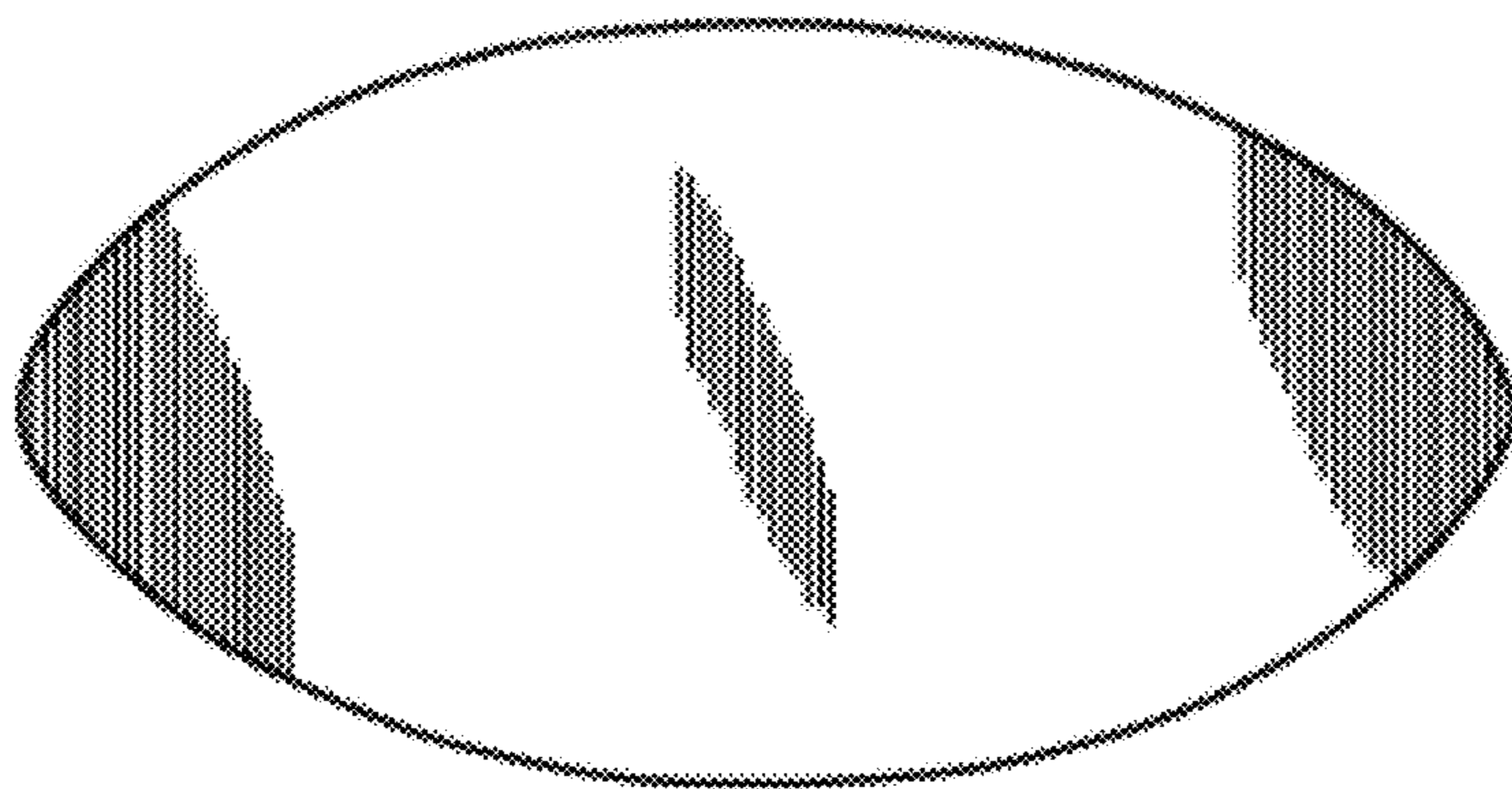


FIG. 7