



US00D669554S

(12) **United States Design Patent**
Warren

(10) **Patent No.:** **US D669,554 S**
(45) **Date of Patent:** **** Oct. 23, 2012**

(54) **GUN SIGHT**

(76) Inventor: **Scott M. Warren**, Montclair, VA (US)

(**) Term: **14 Years**

(21) Appl. No.: **29/399,135**

(22) Filed: **Aug. 10, 2011**

(51) **LOC (9) Cl.** **22-01**

(52) **U.S. Cl.** **D22/109**

(58) **Field of Classification Search** D22/108-110,
D22/199; 42/111-113, 116, 120, 124-126,
42/127-129, 133-140, 141-148, 104, 105;
89/200-204

See application file for complete search history.

(56) **References Cited**

U.S. PATENT DOCUMENTS

D301,512 S *	6/1989	Novak	D22/109
D305,146 S *	12/1989	Novak	D22/109
D305,561 S *	1/1990	Novak	D22/109
D315,776 S *	3/1991	Novak	D22/109
D351,449 S *	10/1994	Dagley	D22/109
D352,087 S *	11/1994	Stevens et al.	D22/109
D363,334 S *	10/1995	De Oliveira Masina	D22/109
D403,734 S *	1/1999	Kay	D22/109
D407,788 S *	4/1999	Kay	D22/109
D432,618 S *	10/2000	Wilson	D22/109
D435,080 S *	12/2000	Ling, Jr.	D22/109
D436,393 S *	1/2001	Ling, Jr.	D22/109
D447,205 S *	8/2001	Keng	D22/109
6,834,457 B1 *	12/2004	Warren	42/141
D512,118 S	11/2005	Warren	

D512,760 S	12/2005	Warren
D512,761 S	12/2005	Warren
D520,099 S	5/2006	Warren
D520,592 S	5/2006	Warren
D521,101 S	5/2006	Warren
D521,591 S	5/2006	Warren
D526,695 S	8/2006	Warren
D527,068 S	8/2006	Warren
D531,693 S	11/2006	Warren et al.
D533,616 S	12/2006	Warren
D533,617 S	12/2006	Warren
D534,986 S	1/2007	Warren et al.
D541,897 S	5/2007	Warren et al.
D560,744 S	1/2008	Warren et al.

* cited by examiner

Primary Examiner — Michael A Pratt

(74) *Attorney, Agent, or Firm* — Rankin, Hill & Clark LLP

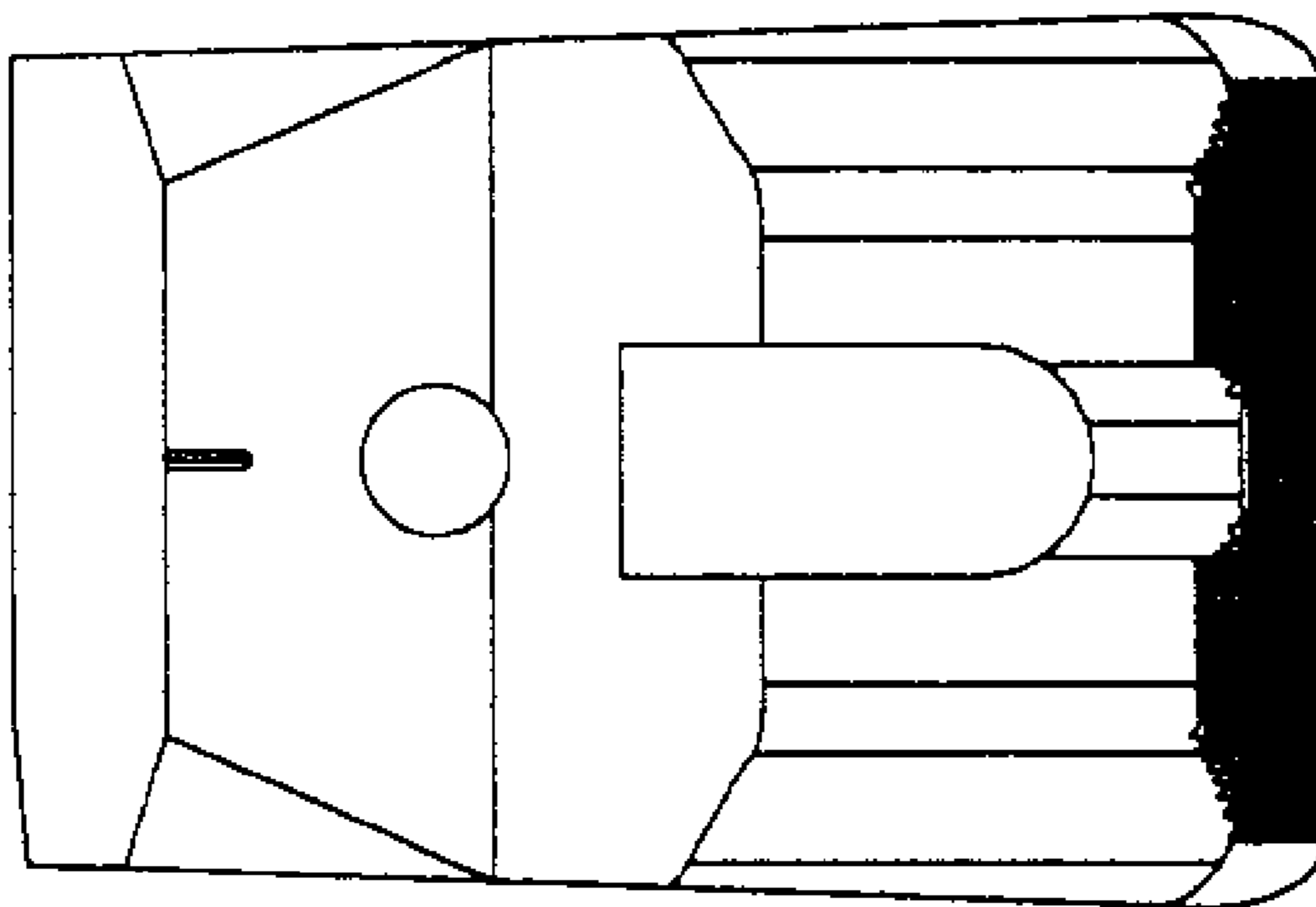
(57) **CLAIM**

The ornamental design for a gun sight, as shown and described.

DESCRIPTION

FIG. 1 is a top plan view of a rear gun sight according to the present invention showing my new design; FIG. 2 is a front elevational view thereof; FIG. 3 is a right-side elevational view thereof, the left-side elevational view being a mirror image of the right side; FIG. 4 is a rear elevational view thereof; FIG. 5 is a front perspective view thereof; and, FIG. 6 is a rear perspective view thereof. The bottom of the gun sight shown has no ornamentation.

1 Claim, 1 Drawing Sheet



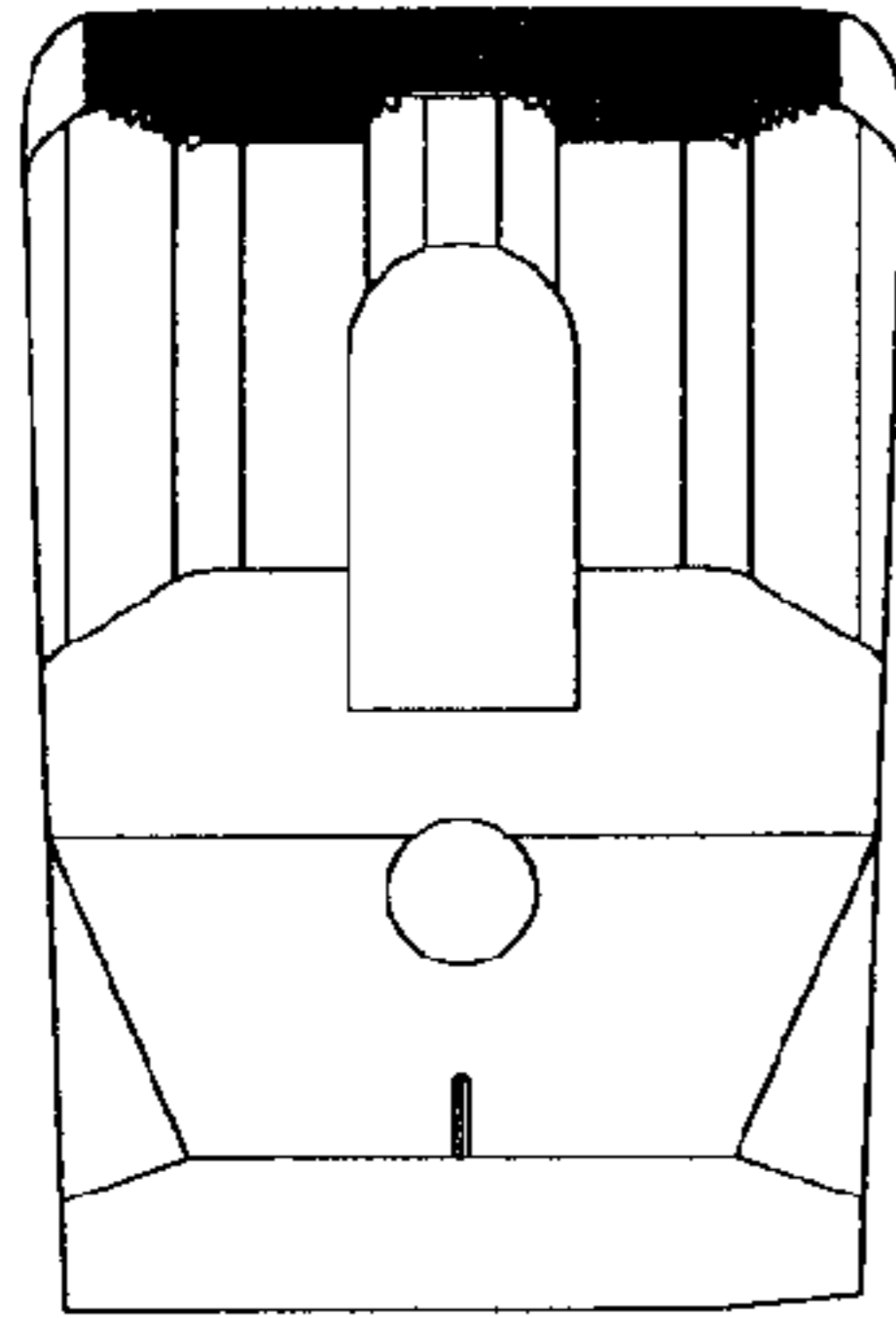


FIG. 1

FIG. 2

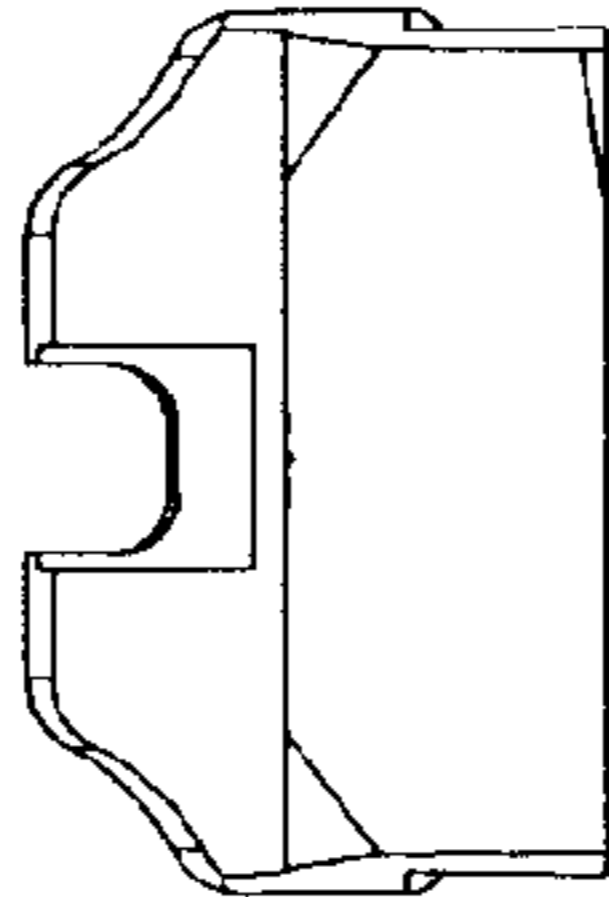


FIG. 3

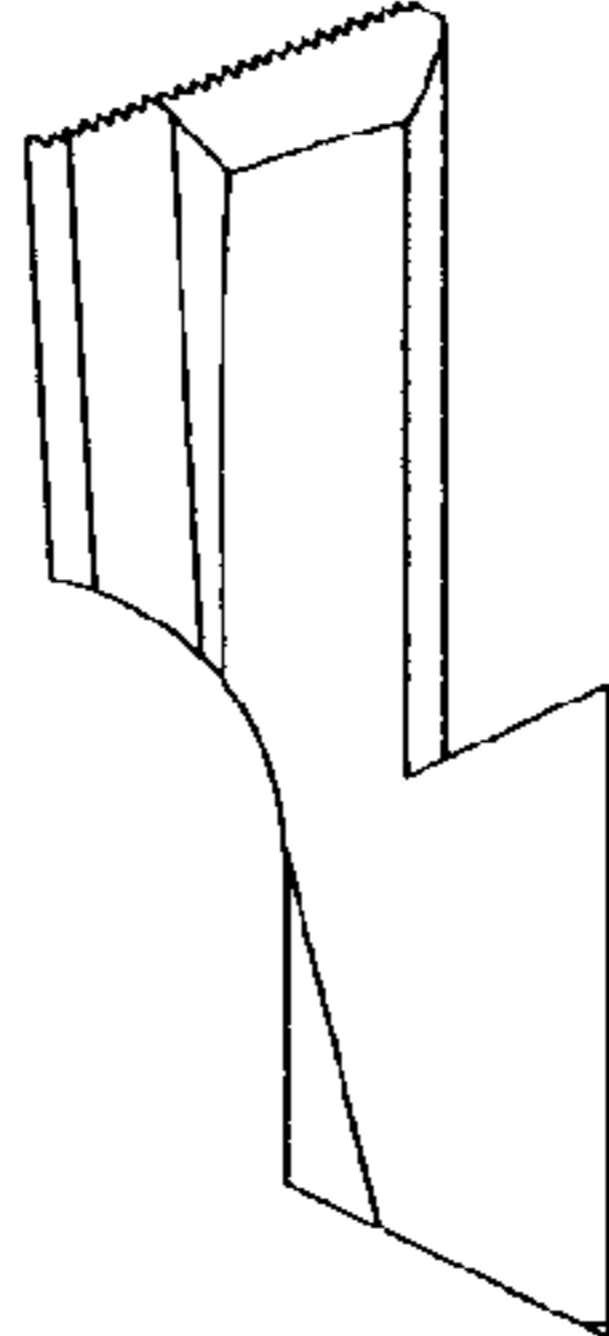


FIG. 4




FIG. 5

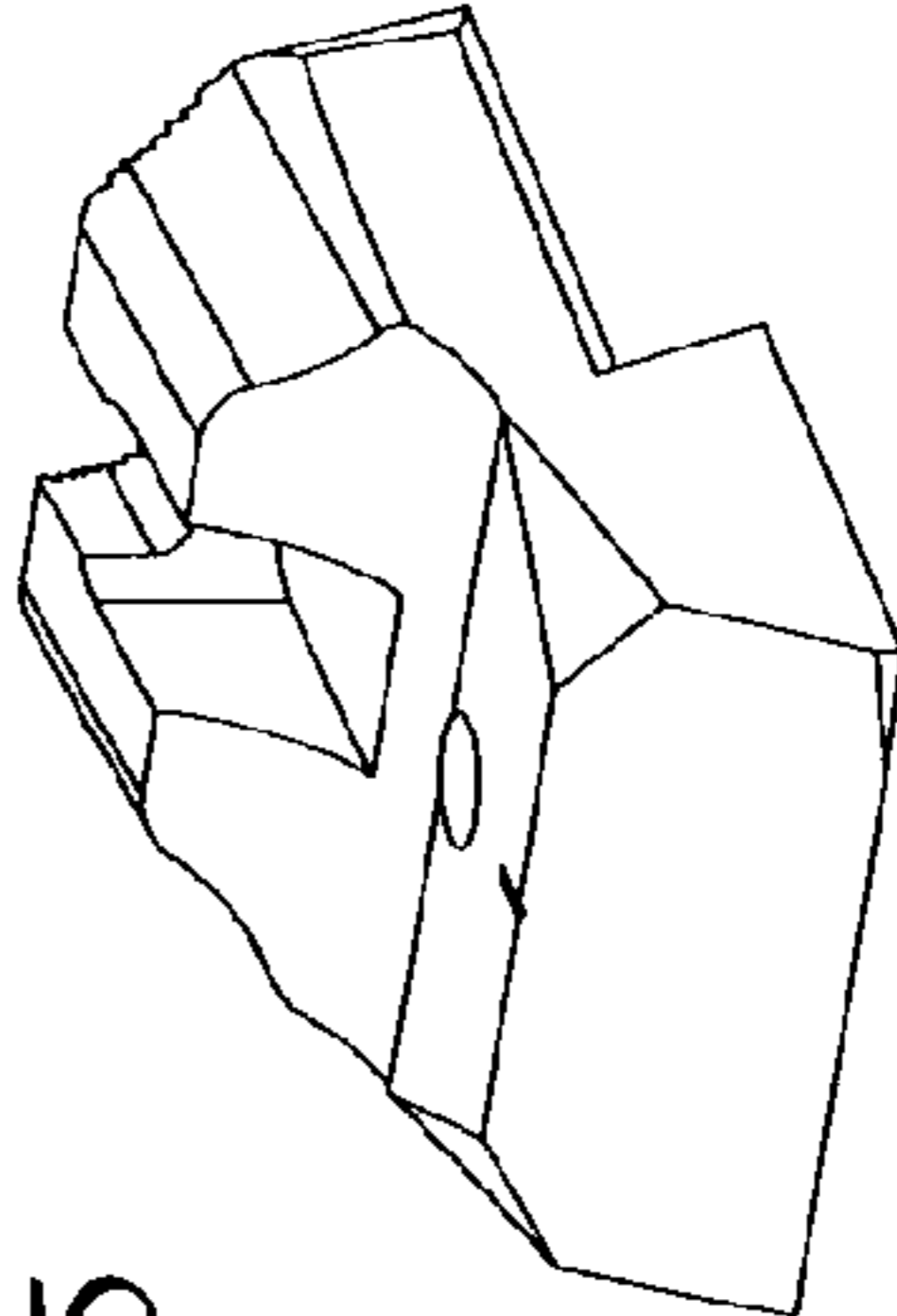


FIG. 6

