



US00D669551S

(12) **United States Design Patent**  
**Perez**

(10) **Patent No.:** **US D669,551 S**

(45) **Date of Patent:** **\*\* Oct. 23, 2012**

(54) **GOLF BALL MARKER**

(76) Inventor: **Jose Angel Perez**, Miami Springs, FL  
(US)

(\*\*) Term: **14 Years**

(21) Appl. No.: **29/401,799**

(22) Filed: **Sep. 15, 2011**

(51) **LOC (9) Cl.** ..... **21-02**

(52) **U.S. Cl.** ..... **D21/794**

(58) **Field of Classification Search** ..... D21/789,  
D21/793, 794; 473/285, 406

See application file for complete search history.

(56) **References Cited**

**U.S. PATENT DOCUMENTS**

3,850,434	A	*	11/1974	Ockenfels	.....	273/274
4,521,018	A	*	6/1985	Cotchonis	.....	473/406
5,356,133	A	*	10/1994	Bellagamba	.....	473/406
D405,858	S	*	2/1999	Wolff	.....	D21/759
D520,588	S	*	5/2006	Morgan	.....	D21/794

D533,460	S	*	12/2006	Terrasi	.....	D9/600
D583,893	S	*	12/2008	Ruff	.....	D21/794
D616,953	S	*	6/2010	Shinki	.....	D21/794
D622,799	S	*	8/2010	Cameron	.....	D21/794

\* cited by examiner

*Primary Examiner* — Mitchell Siegel

(74) *Attorney, Agent, or Firm* — Welsh Flaxman & Gitler  
LLC

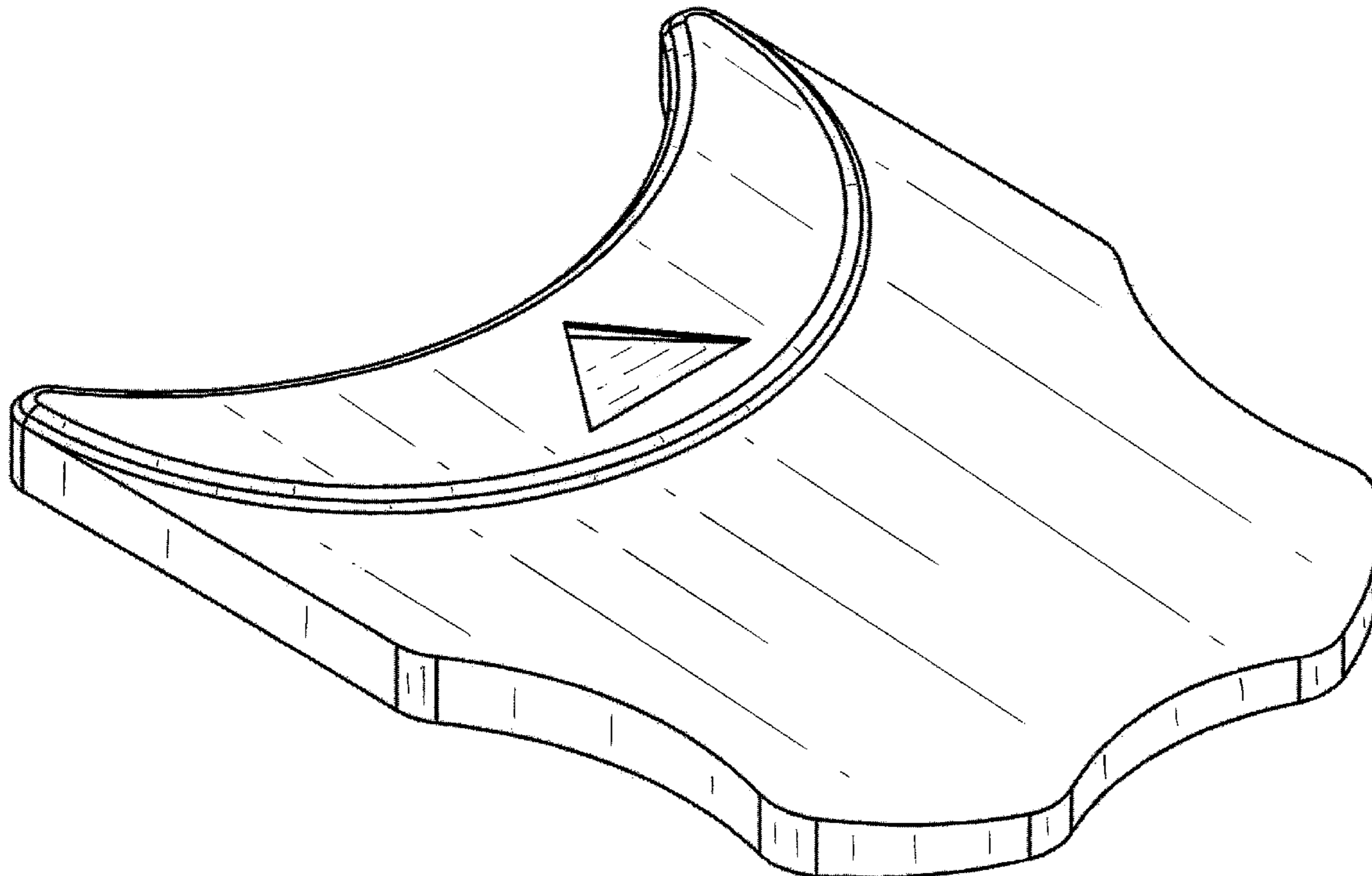
(57) **CLAIM**

The ornamental design for a golf ball marker, as shown, and described.

**DESCRIPTION**

FIG. 1 is a rear perspective view of the golf ball marker;  
FIG. 2 is a top view of the golf ball marker;  
FIG. 3 is a bottom view of the golf ball marker;  
FIG. 4 is a rear view of the golf ball marker;  
FIG. 5 is a side view of the golf ball marker wherein the  
opposite side view is identical; and,  
FIG. 6 is a front view of the golf ball marker.

**1 Claim, 2 Drawing Sheets**



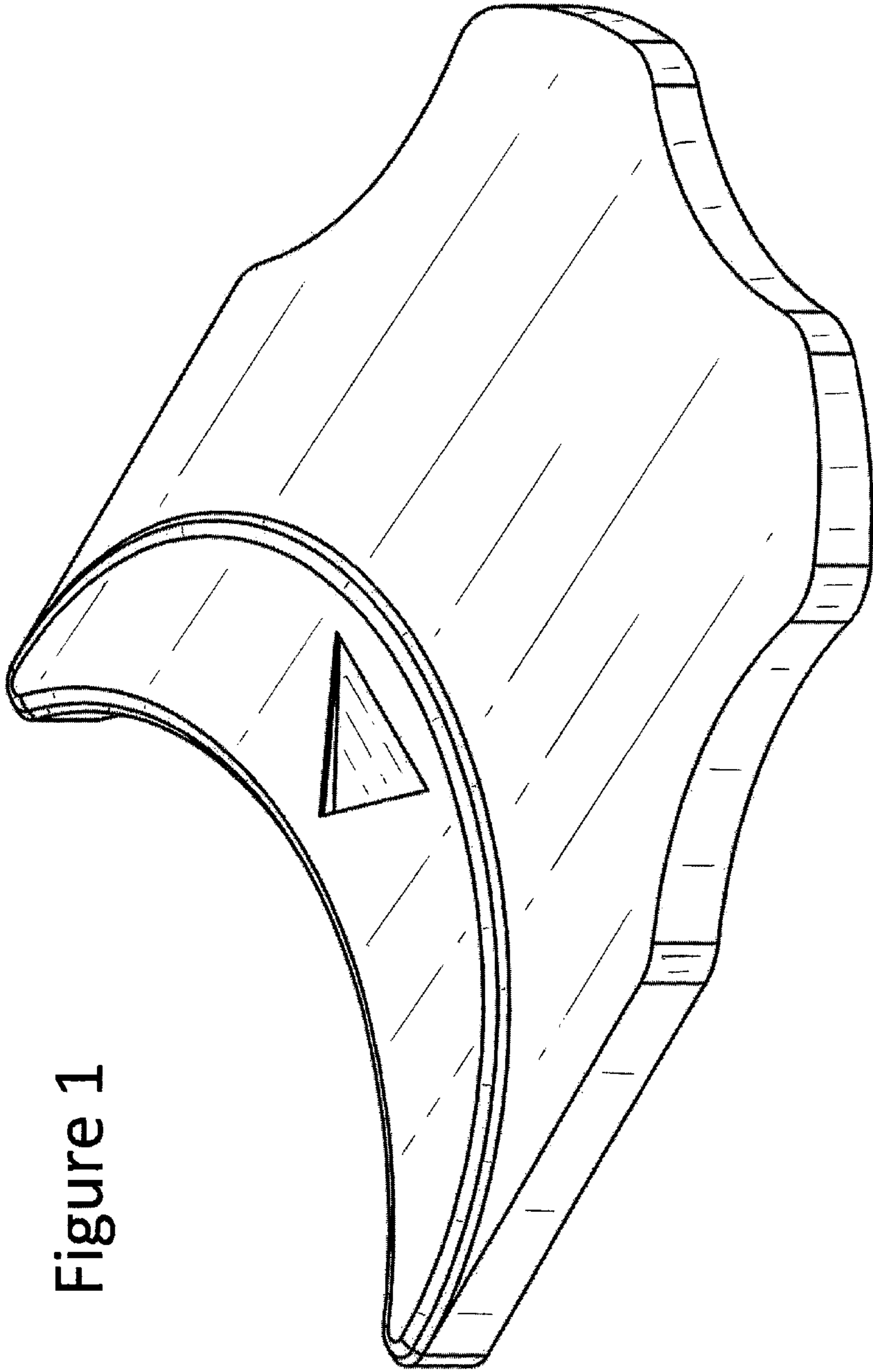


Figure 1

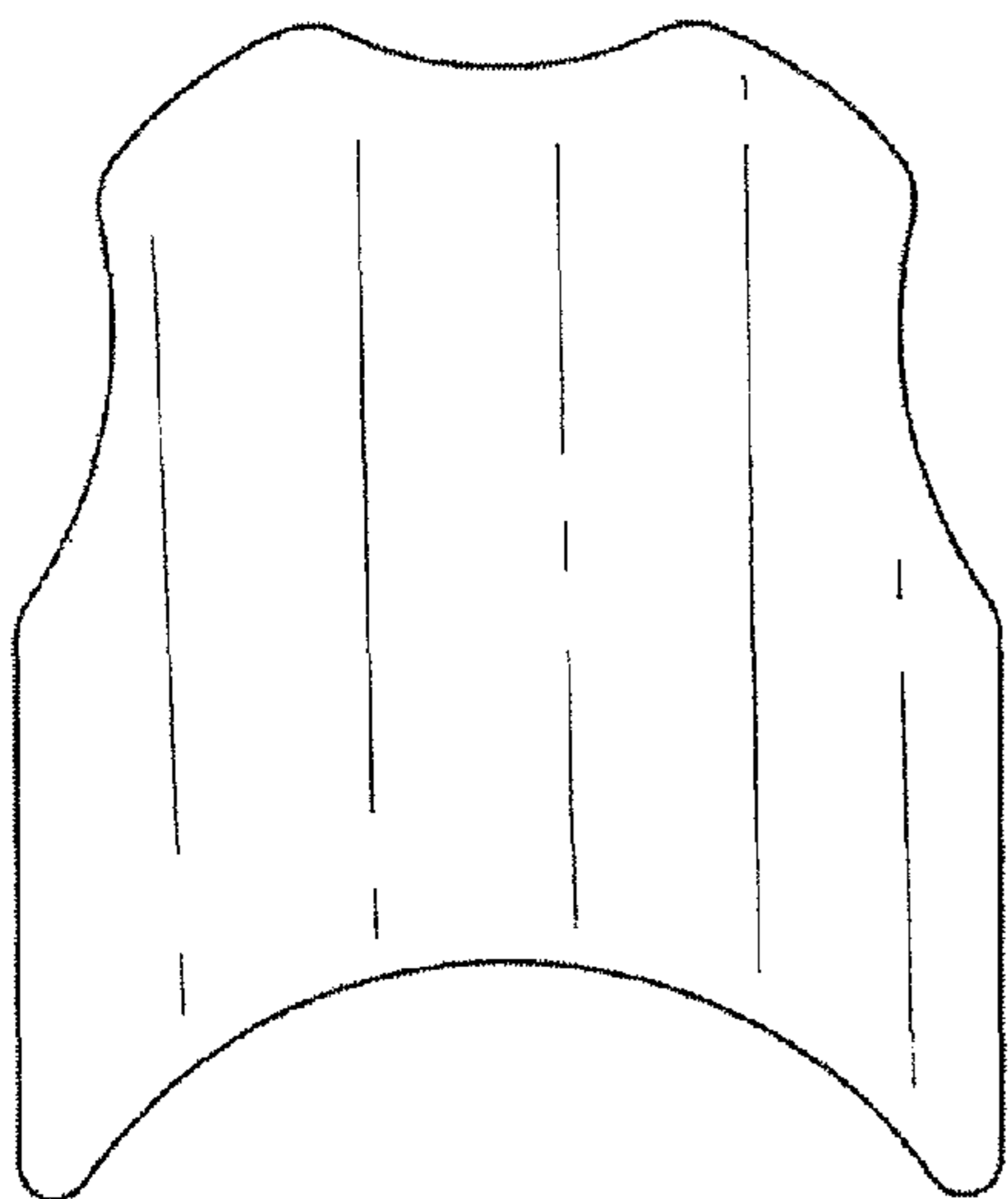


Figure 3



Figure 4



Figure 5



Figure 6

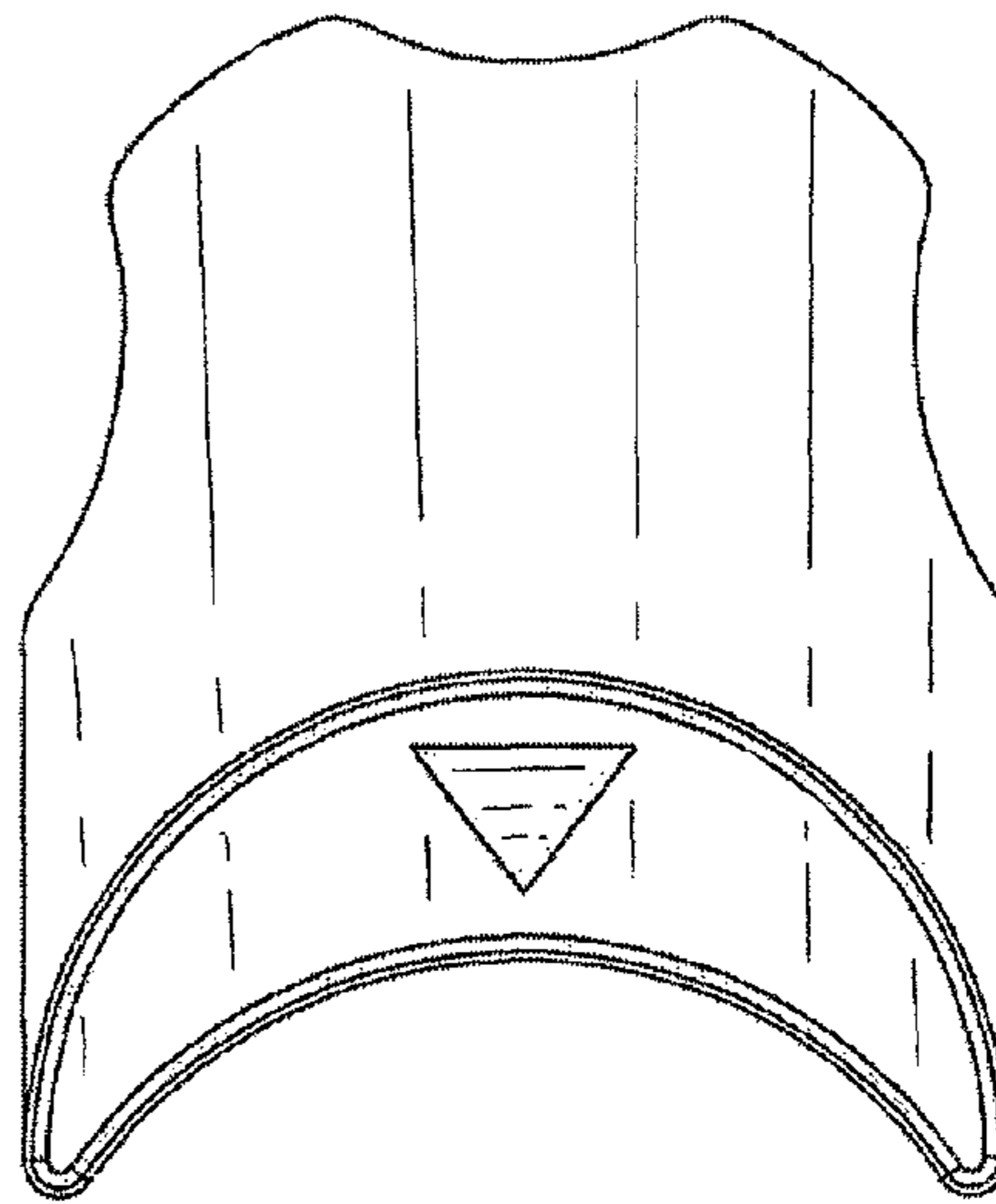


Figure 2