

US00D669549S

(12) **United States Design Patent**
Titley et al.

(10) **Patent No.:** **US D669,549 S**
(45) **Date of Patent:** **** Oct. 23, 2012**

(54) **SURF OR PADDLE BOARD**
(75) Inventors: **Michael William Titley**, Elmsworth (GB); **Peter Bladd-Symms**, Storrington (GB)

(73) Assignee: **Envisor Limited**, Hampshire (GB)

(**) Term: **14 Years**

(21) Appl. No.: **29/418,985**

(22) Filed: **Apr. 24, 2012**

(30) **Foreign Application Priority Data**
Oct. 24, 2011 (EM) 001299879-0001

(51) **LOC (9) Cl.** **21-02**

(52) **U.S. Cl.** **D21/769**

(58) **Field of Classification Search** D21/769-770,
D21/801, 803, 809; 114/253, 345-346; 441/35,
441/66, 74, 40-42, 129-132; 472/128-129;
D12/5, 6, 316

See application file for complete search history.

(56) **References Cited**

U.S. PATENT DOCUMENTS

3,226,739 A	1/1966	Noe
D206,506 S	12/1966	Lambach
3,323,154 A	6/1967	Lambach
D209,797 S	1/1968	Looney, III et al.
D221,262 S	7/1971	Marshall
4,028,761 A	6/1977	Taylor
4,091,761 A	5/1978	Fehn
4,129,911 A	12/1978	McDonald et al.
D258,516 S	3/1981	Slingerland
4,276,844 A	7/1981	Fremont
4,331,340 A	5/1982	Bolen
D276,359 S	11/1984	Churchill
4,507,094 A	3/1985	Hennebutte
4,538,540 A	9/1985	Cashmere
D296,576 S	7/1988	Gendron
D299,846 S	2/1989	Shanelec

D299,847 S	2/1989	Shanelec	
4,857,025 A	8/1989	Brown et al.	
D305,144 S	12/1989	Shanelec	
4,894,035 A	1/1990	Pia	
5,017,166 A	5/1991	Chang	
D323,691 S	2/1992	Olson	
D330,747 S	11/1992	Pia	
D341,171 S	11/1993	Eggert	
D345,323 S	3/1994	Stimpson	
D349,935 S	8/1994	Simonson	
D351,636 S	10/1994	Newton	
5,634,834 A *	6/1997	Cole et al.	441/65
D383,823 S	9/1997	Grimes, Jr.	

(Continued)

FOREIGN PATENT DOCUMENTS

AU 3681584 A 6/1986

(Continued)

OTHER PUBLICATIONS

Jim Neece: "The Bonzer"; Surfer Magazine vol. 14 #3 Sep. 1973 p. 64.

Primary Examiner — Zenia Bennett

(74) *Attorney, Agent, or Firm* — Harness, Dickey & Pierce, P.L.C.

(57) **CLAIM**

The ornamental design for a surf or paddle board, as shown.

DESCRIPTION

FIG. 1 is a right front perspective view showing the bottom of a surf or paddle board in accordance with the ornamental design;

FIG. 2 is a front elevation thereof;

FIG. 3 is a rear elevation thereof;

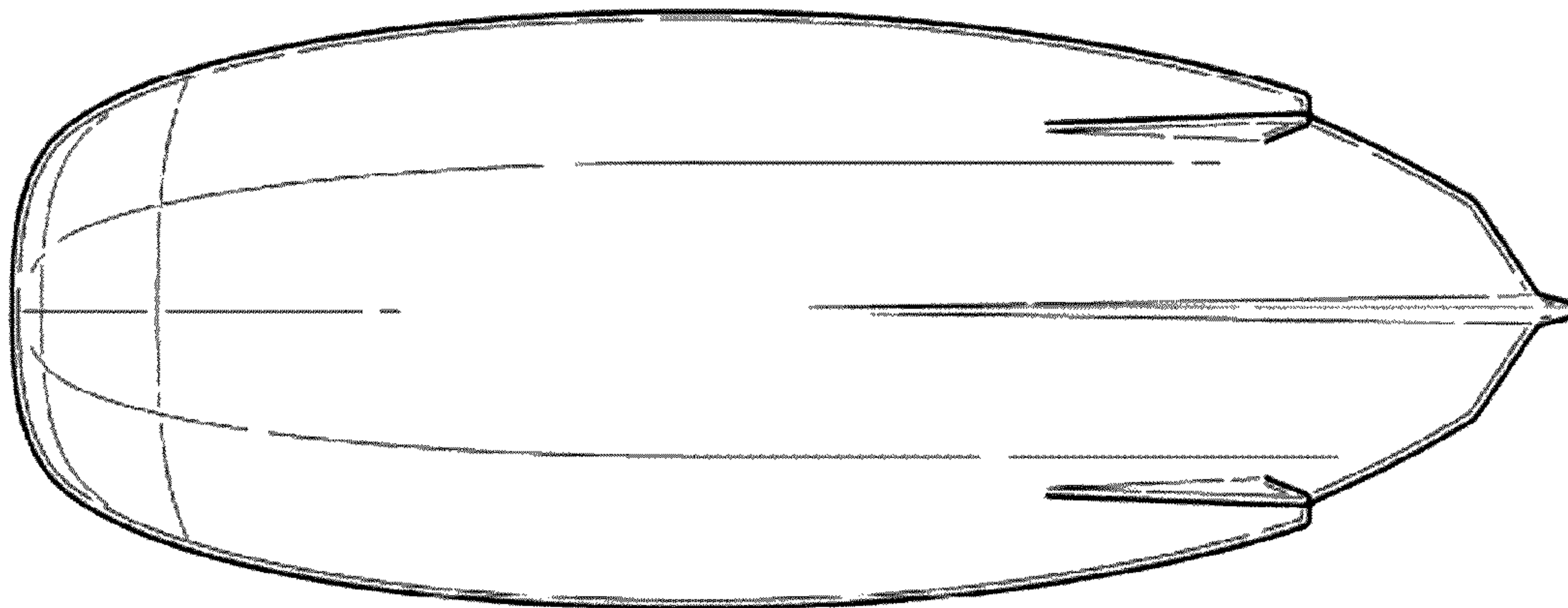
FIG. 4 is a right side elevation thereof;

FIG. 5 is a left side elevation thereof;

FIG. 6 is a top plan view thereof; and,

FIG. 7 is a bottom plan view thereof.

1 Claim, 4 Drawing Sheets



US D669,549 S

Page 2

U.S. PATENT DOCUMENTS

D398,693	S	9/1998	Drinkwine	
D410,515	S	6/1999	Alexander	
6,059,621	A	5/2000	Vogel	
D428,459	S	7/2000	Broz et al.	
6,106,347	A	8/2000	Harness	
D461,516	S	8/2002	Chen	
D466,175	S *	11/2002	Katz et al.	D21/803
6,708,642	B1 *	3/2004	Taylor	114/290
D503,763	S	4/2005	Morgan	
6,955,577	B1	10/2005	Hall	
D527,781	S	9/2006	Walden	
7,347,756	B1	3/2008	Candler	
7,418,915	B2 *	9/2008	Campbell	114/290
7,448,927	B2 *	11/2008	Brown et al.	440/69
7,524,225	B1	4/2009	Richenberg et al.	
D604,785	S	11/2009	Meyerhoffer	
D607,524	S	1/2010	Marciano	
7,685,959	B1	3/2010	Sanders	
2006/0014449	A1	1/2006	French	
2006/0276087	A1	12/2006	Conner	
2007/0173145	A1	7/2007	Koelling et al.	
2008/0032575	A1	2/2008	Wyrsta et al.	
2008/0287018	A1	11/2008	Johnson	
2009/0286433	A1	11/2009	Watanabe	
2010/0075555	A1	3/2010	Yeh et al.	

FOREIGN PATENT DOCUMENTS

AU	609728	B2	5/1991
AU	2001100204	A4	8/2001
AU	2003204628	A1	1/2005
CN	2811160	Y	8/2006
CN	1970121	A	5/2007
CN	101088858	A	12/2007
EM	0012416240001		12/2010
EM	0012416240004		12/2010
EP	0087777	A1	9/1983
FR	2636590	A1	3/1990
FR	2777470	A1	10/1999
GB	1199658	A	7/1970
GB	2167016	A	5/1986
GB	2436690	A	10/2007
JP	2000053081	A	2/2000
JP	2006247366	A	9/2006
WO	WO-9003306	A2	4/1990
WO	WO-9727100	A1	7/1997
WO	WO-2004039663	A1	5/2004
WO	WO-2005028294	A1	3/2005
WO	WO-2006092020	A1	9/2006
WO	WO-2008138061	A1	11/2008

* cited by examiner

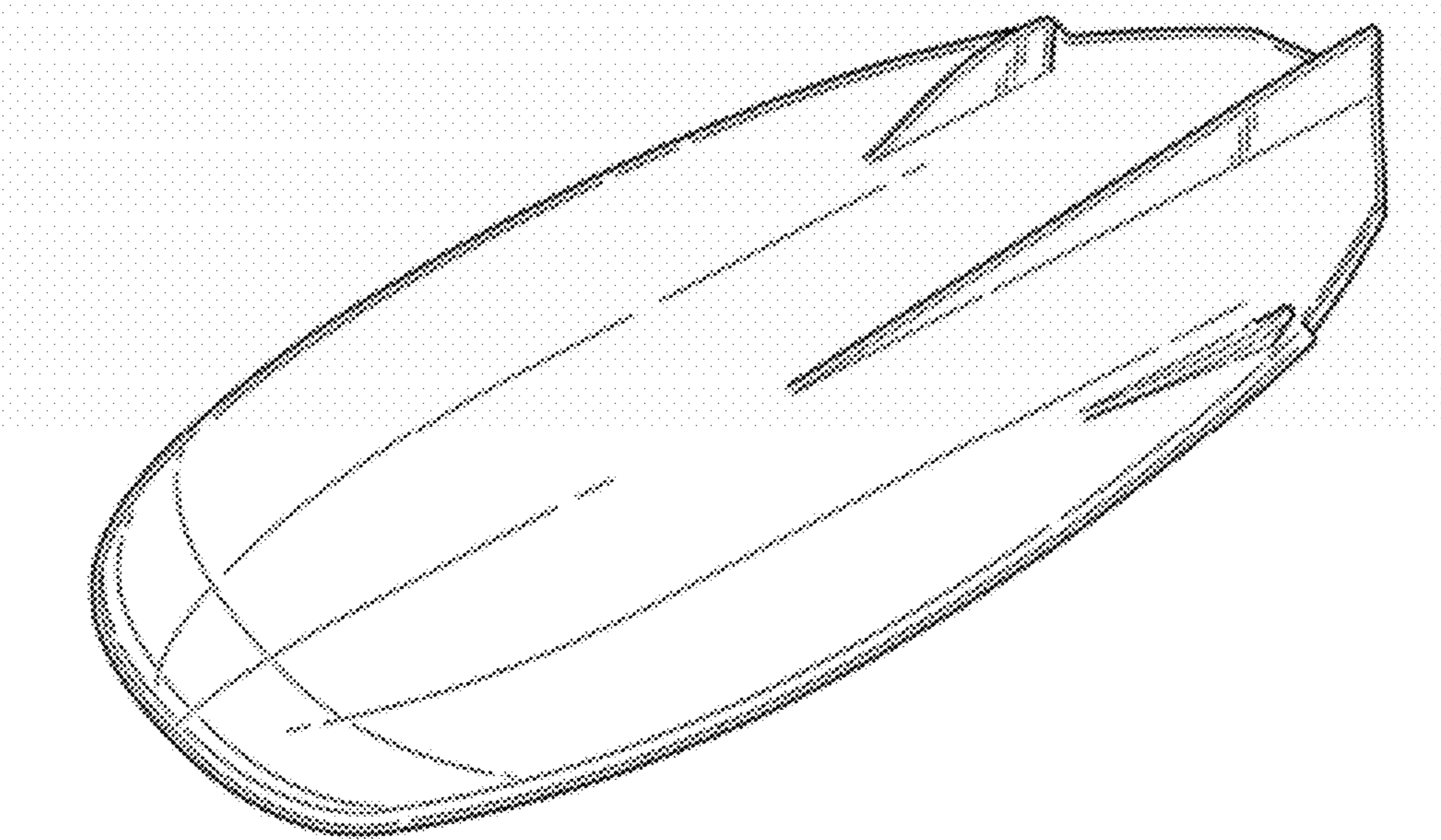


FIGURE 1

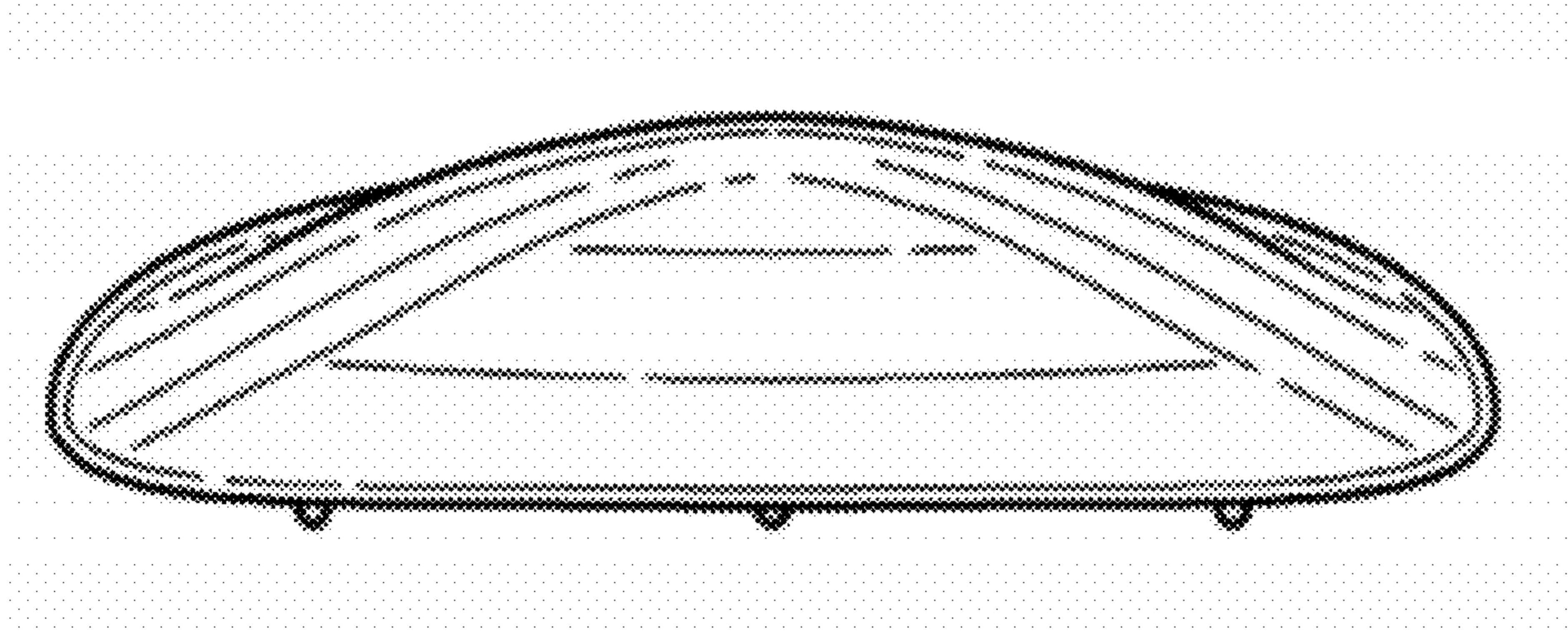


FIGURE 2

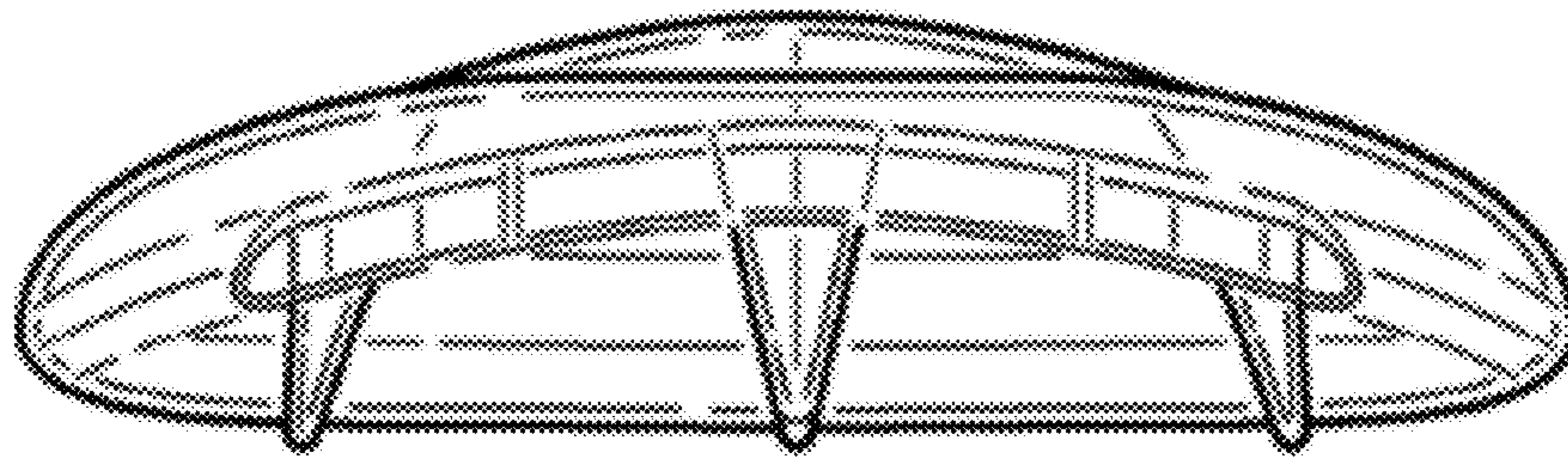


FIGURE 3




FIGURE 4




FIGURE 5

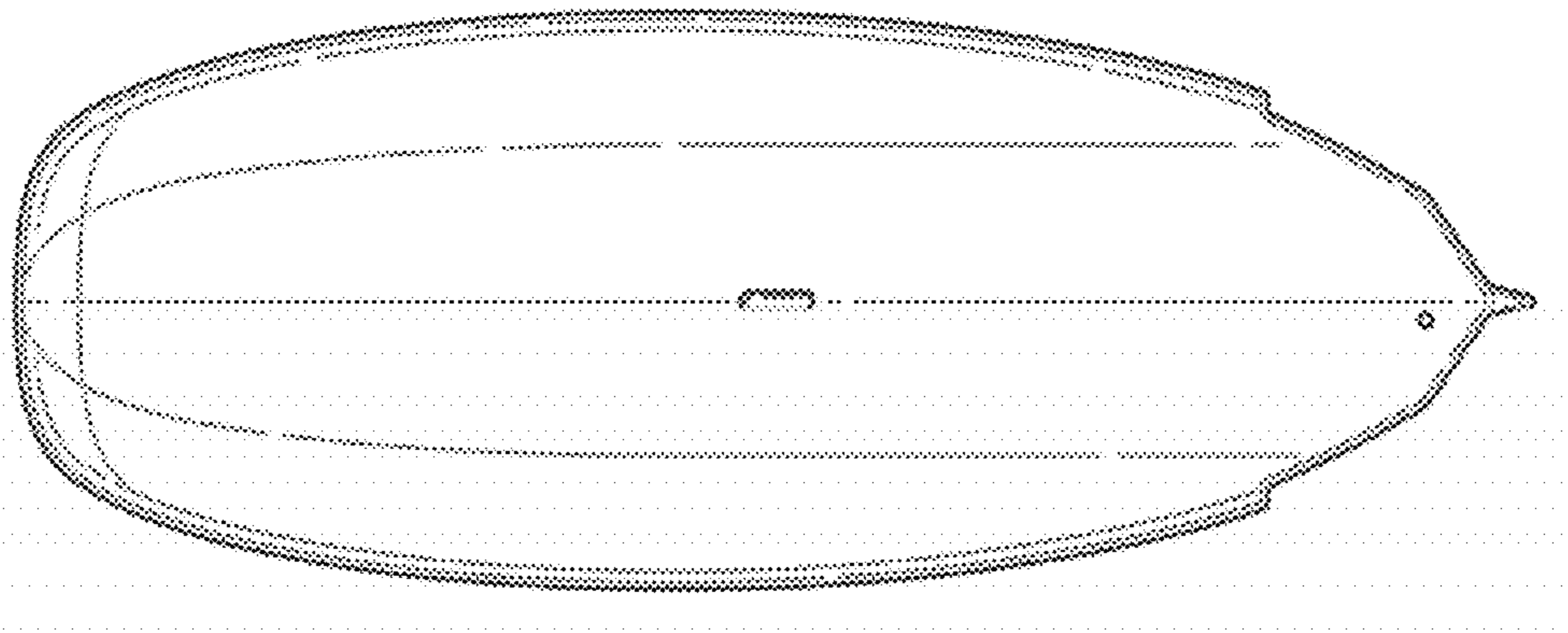


FIGURE 6

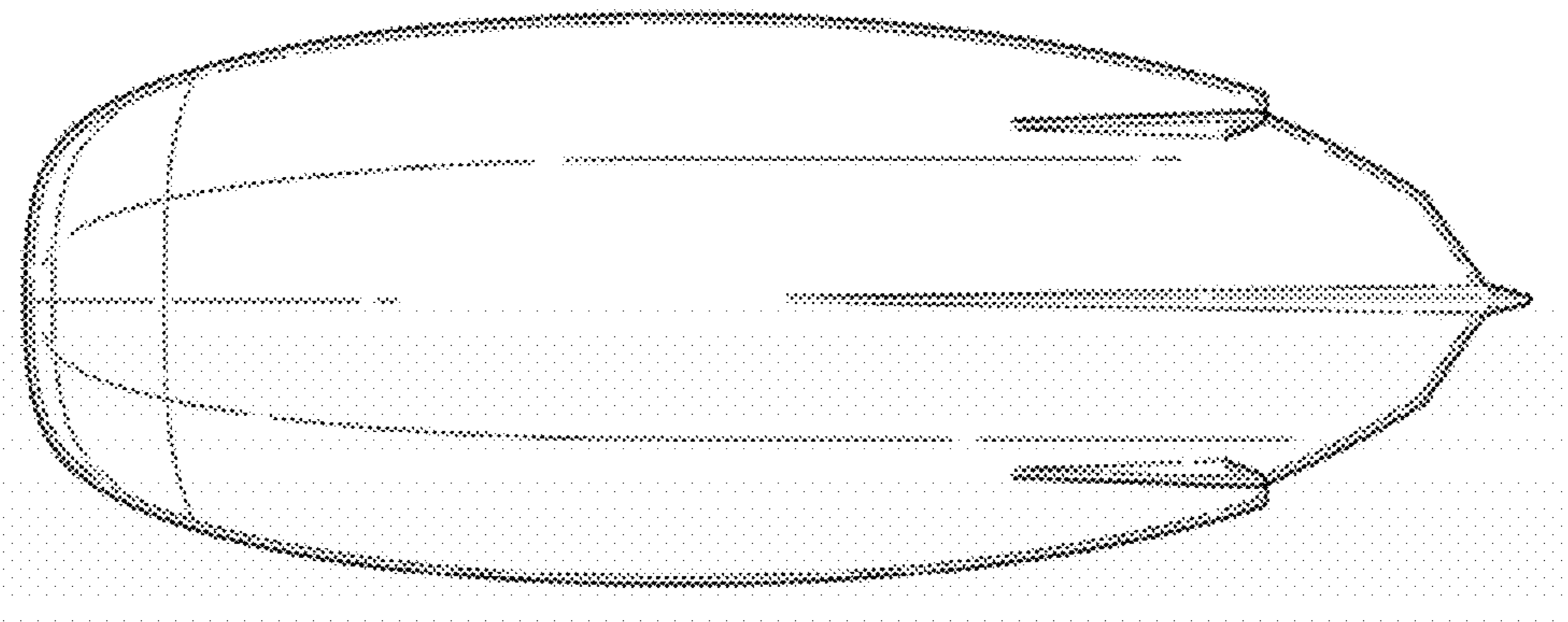


FIGURE 7