



US00D669542S

(12) **United States Design Patent**  
**Ware**

(10) **Patent No.:** **US D669,542 S**

(45) **Date of Patent:** **\*\* Oct. 23, 2012**

(54) **CARD HOLDER**

(76) Inventor: **Lee R. Ware**, Pasadena, TX (US)

(\*\*) Term: **14 Years**

(21) Appl. No.: **29/407,902**

(22) Filed: **Dec. 3, 2011**

(51) **LOC (9) Cl.** ..... **21-01**

(52) **U.S. Cl.** ..... **D21/392**

(58) **Field of Classification Search** ..... D21/385,  
D21/392-397; 273/292-308, 148 R, 150  
See application file for complete search history.

(56) **References Cited**

**U.S. PATENT DOCUMENTS**

1,127,319	A *	2/1915	Thompson	.....	273/148 A
1,673,825	A *	6/1928	Hoffmann	.....	273/148 A
D301,593	S *	6/1989	Shershen et al.	.....	D21/393
D420,709	S *	2/2000	Trent et al.	.....	D21/392
6,164,648	A *	12/2000	Everett	.....	273/148 R
D546,400	S *	7/2007	Ray	.....	D21/392

\* cited by examiner

*Primary Examiner* — Sandra Morris

(74) *Attorney, Agent, or Firm* — Karen Bryant Tripp

(57) **CLAIM**

The ornamental design for a card holder, as shown and described.

**DESCRIPTION**

FIG. 1 is a perspective top view of a card holder, showing my new design.

FIG. 2 is a front and back view of the card holder of FIG. 1, the front and back appearing the same.

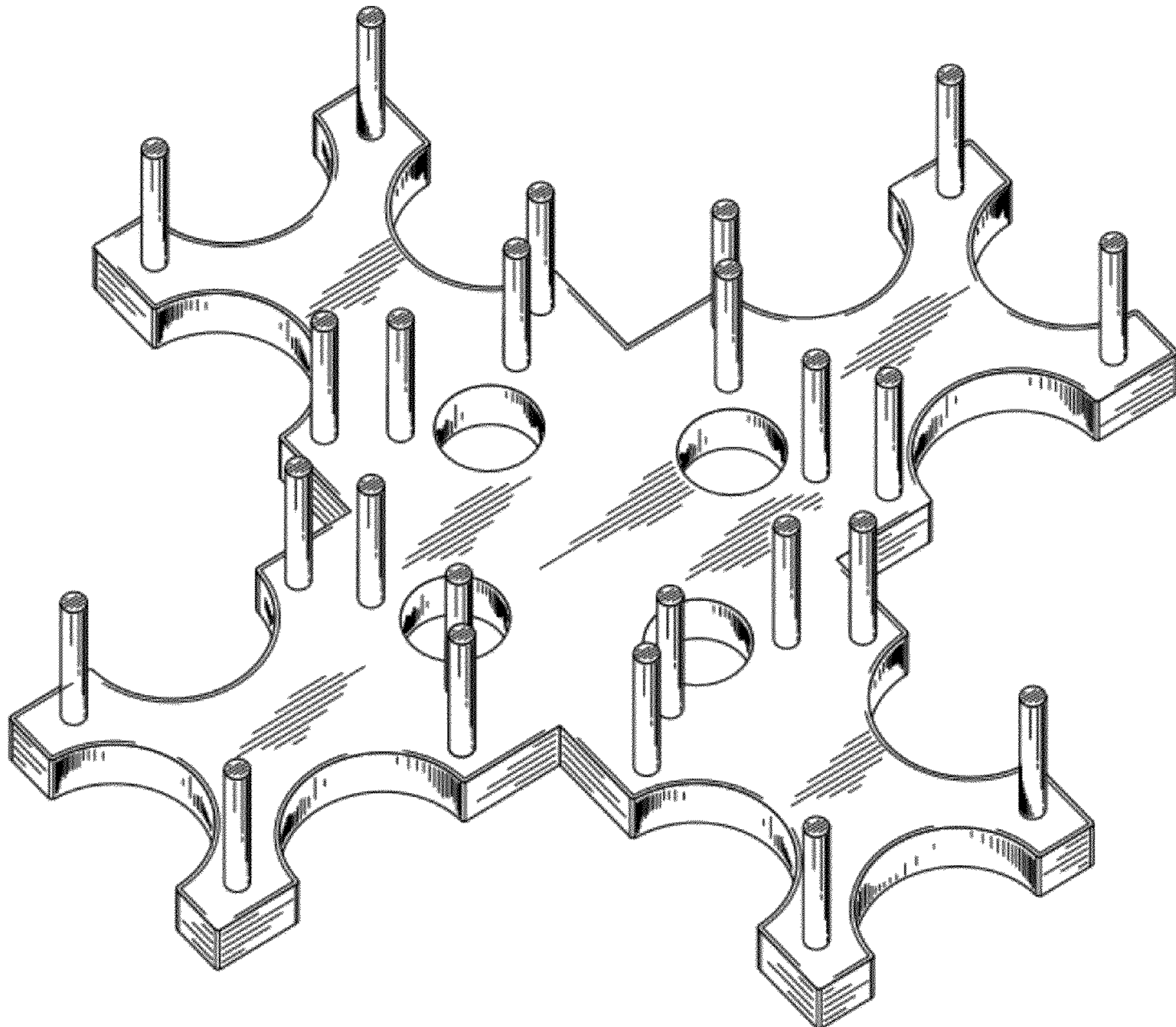
FIG. 3 is side view of the card holder of FIG. 1, also like the front and back view of the card holder of FIG. 1.

FIG. 4 is a top view of the card holder of FIG. 1.

FIG. 5 is a bottom view of the card holder of FIG. 1; and,

FIG. 6 is a top perspective view of the card holder of FIG. 1. The broken line showing of the cards is for illustrative purposes only, and forms no part of the claimed design.

**1 Claim, 5 Drawing Sheets**









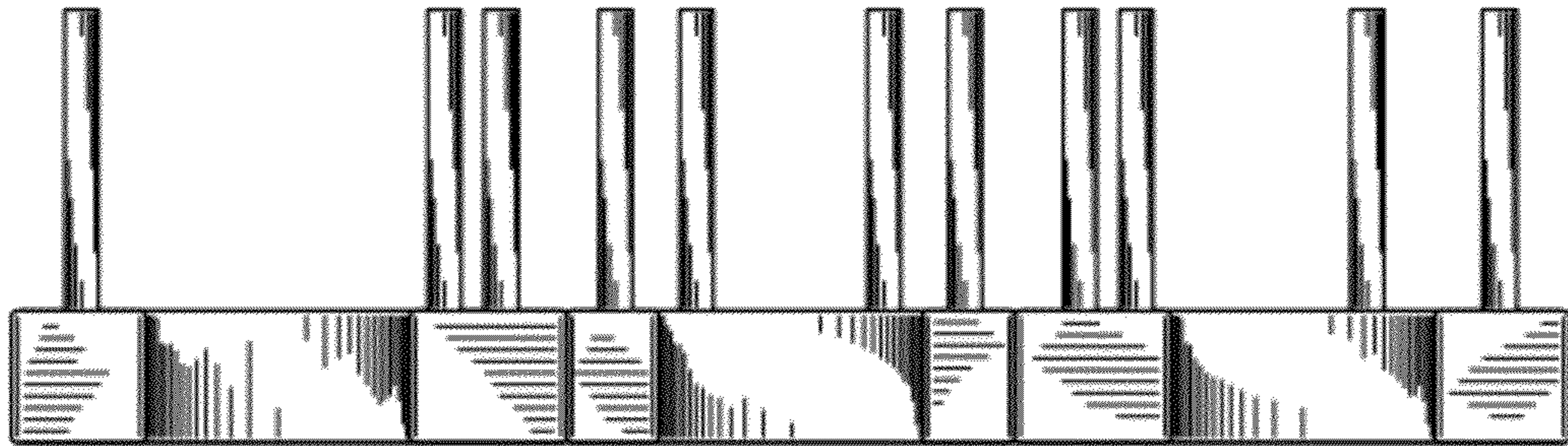


FIG. 2

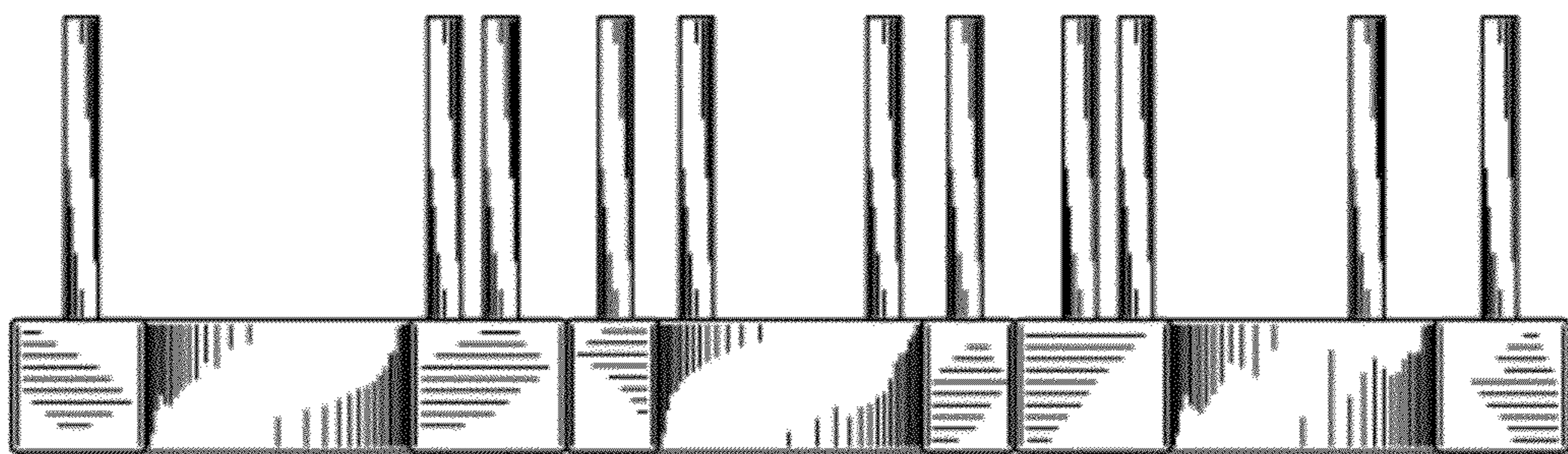


FIG. 3




FIG. 4






FIG. 5

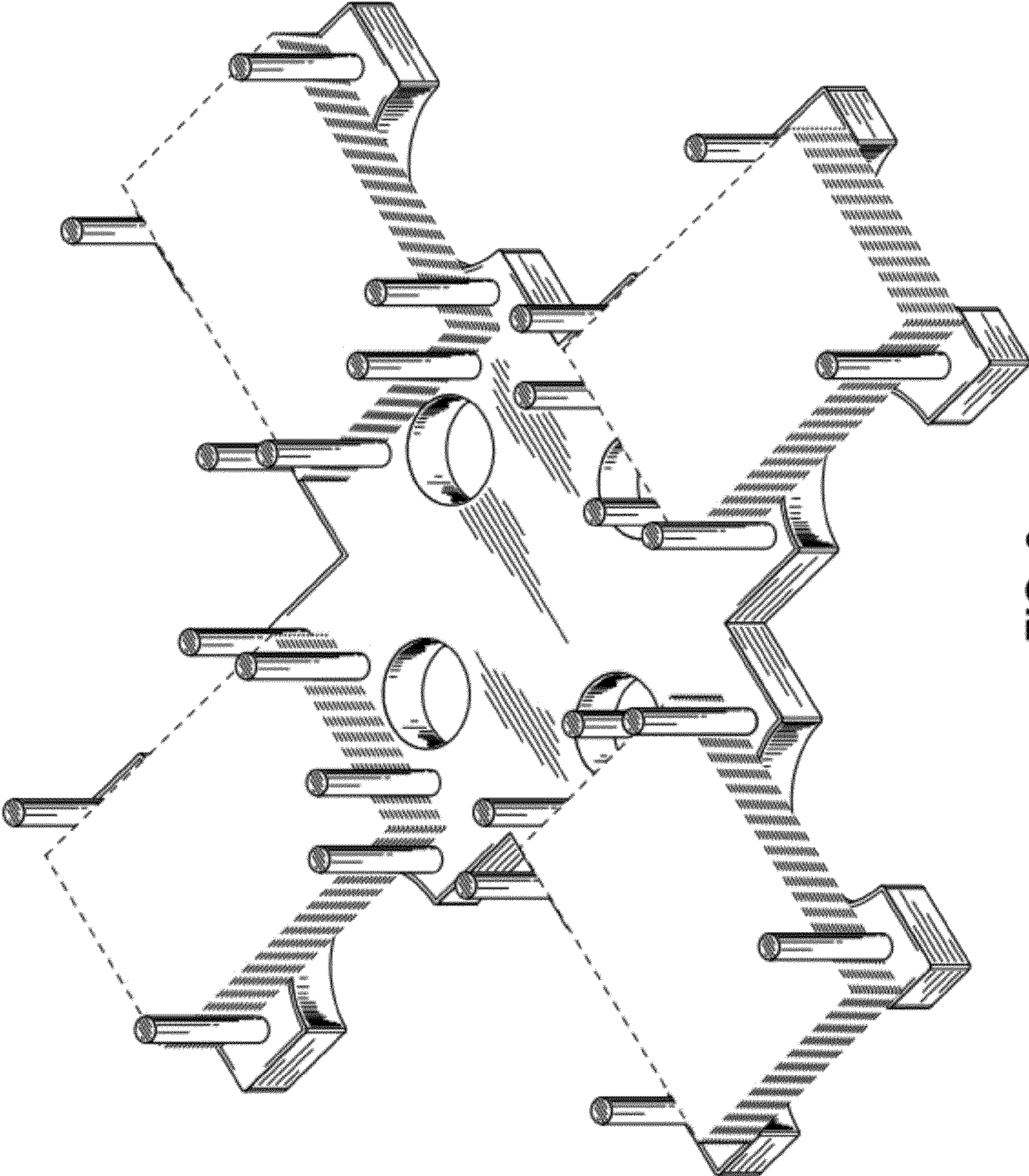


FIG. 6