

US00D669528S

(12) **United States Design Patent**  
**Strain**

(10) **Patent No.:** **US D669,528 S**

(45) **Date of Patent:** **\*\* Oct. 23, 2012**

(54) **ARTIST BRUSH HOLDER**

(76) Inventor: **Mickey Lynn Strain**, Arabi, LA (US)

(\*\*) Term: **14 Years**

(21) Appl. No.: **29/414,456**

(22) Filed: **Feb. 28, 2012**

(51) **LOC (9) Cl.** ..... **19-06**

(52) **U.S. Cl.** ..... **D19/35**

(58) **Field of Classification Search** ..... D3/206,  
D3/310, 313; D6/468, 469; D19/35, 81,  
D19/85; D26/13, 15; 206/1.7, 214, 371,  
206/443, 575; 211/60.1, 65, 69, 69.1, 69.2,  
211/85.13

See application file for complete search history.

(56) **References Cited**

**U.S. PATENT DOCUMENTS**

67,247 A	6/1867	Ames et al.	
156,572 A	11/1874	James	
D28,203 S *	1/1898	Shelverton	D18/56
D37,094 S *	8/1904	Otto	D19/85
1,025,255 A *	5/1912	Driver	211/69
D103,127 S *	2/1937	Schwartz	D6/468
D157,024 S *	1/1950	Bacco et al.	D6/468
D161,804 S *	1/1951	Walsh	D6/468
D164,779 S *	10/1951	Koenig	D34/21
2,591,349 A	4/1952	Goebel	
2,975,545 A	3/1961	Moore	
3,102,637 A *	9/1963	Scholl, Sr.	211/69
3,104,762 A	9/1963	Lahive	
3,286,847 A	11/1966	Le Blanc	
D208,469 S *	9/1967	Parker	D6/468
D211,295 S	6/1968	Wolf	
D250,441 S *	12/1978	Richman et al.	D6/468
D279,385 S	6/1985	Lieberman	
D282,579 S *	2/1986	Juergens	D24/230
D282,752 S	2/1986	Olivetti	
D283,164 S *	3/1986	Pandya	D24/230
D296,568 S *	7/1988	Nadeau	D19/77

D296,630 S *	7/1988	Renold et al.	D6/468
D301,422 S	6/1989	Schmidt	
D304,512 S	11/1989	Byers et al.	
4,884,701 A	12/1989	Nymark et al.	
4,995,515 A	2/1991	Smith	
5,072,904 A	12/1991	Taylor	
D324,541 S	3/1992	Dudley	
D325,849 S *	5/1992	Melcher	D7/600.4
D325,934 S *	5/1992	Ramljak	D19/85
D336,802 S *	6/1993	Eidsmoe et al.	D6/469
5,301,799 A	4/1994	Gurba, Jr.	

(Continued)

*Primary Examiner* — Elizabeth Albert

(74) *Attorney, Agent, or Firm* — Leyendecker and Lemire, LLC; Kurt Leyendecker

(57) **CLAIM**

An ornamental design for an artist brush holder, as shown and described.

**DESCRIPTION**

FIG. 1 is an isometric front view of an artist brush holder according to an embodiment of the present invention.

FIG. 2 is a top view of an artist brush holder according to an embodiment of the present invention.

FIG. 3 is a side view of an artist brush holder according to an embodiment of the present invention.

FIG. 4 is a front view of an artist brush holder according to an embodiment of the present invention.

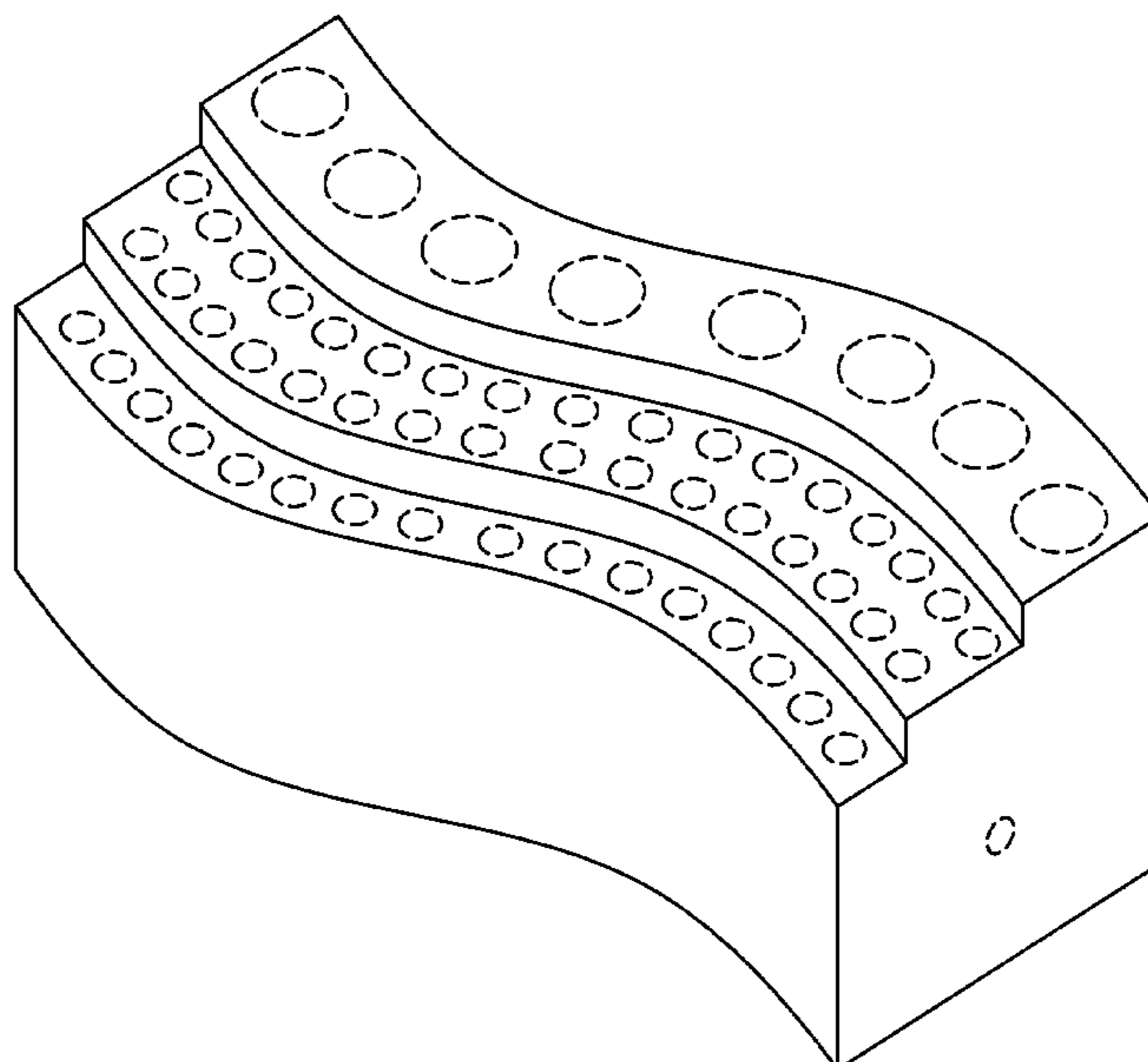
FIG. 5 is a back view of an artist brush holder according to an embodiment of the present invention.

FIG. 6 is a top bottom view of an artist brush holder according to an embodiment of the present invention; and,

FIG. 7 is a cross sectional side view of an artist brush holder according to an embodiment of the present invention.

The broken lines shown in the drawings illustrate portions of the artist brush holder that form no part of the claimed design.

**1 Claim, 7 Drawing Sheets**



# US D669,528 S

Page 2

---

## U.S. PATENT DOCUMENTS

D354,989	S *	1/1995	West	.....	D19/85	D507,602	S	7/2005	Siegel	
D363,454	S *	10/1995	Simko	.....	D11/143	7,234,602	B2	6/2007	Roberti	
5,628,400	A *	5/1997	Feder	.....	206/379	D552,881	S *	10/2007	Rittmann	..... D6/469
D388,829	S	1/1998	Lage			D555,936	S *	11/2007	King	..... D6/469
5,823,363	A *	10/1998	Cassel	.....	211/60.1	D574,434	S *	8/2008	Siegel	..... D19/85
D401,971	S	12/1998	Chang			D618,280	S *	6/2010	Siegel	..... D19/85
5,842,583	A	12/1998	Kasa-Djukic			2011/0031136	A1 *	2/2011	Strain	..... 206/1.7
6,349,827	B1 *	2/2002	Feder	.....	206/373					

\* cited by examiner

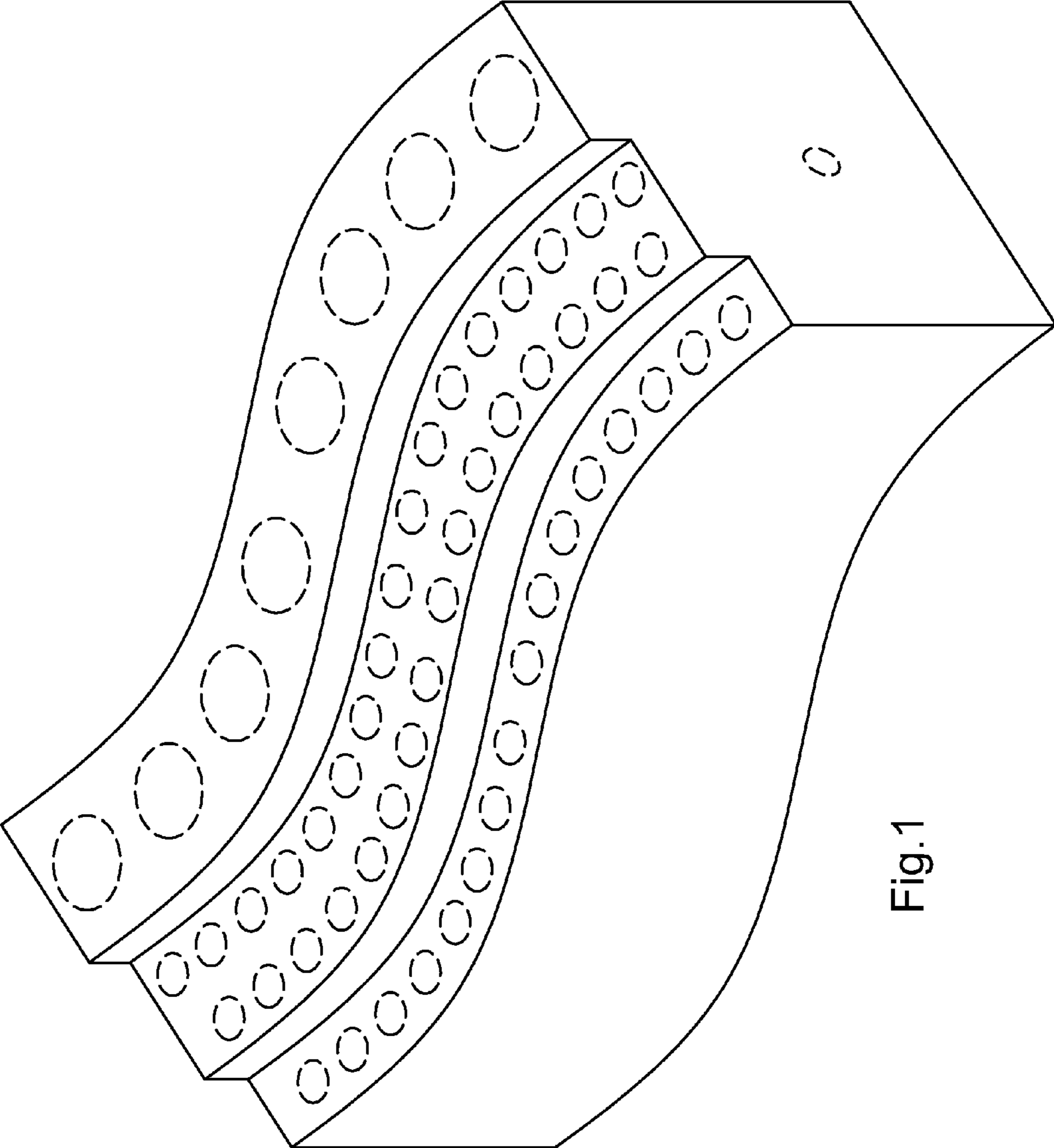


Fig.1

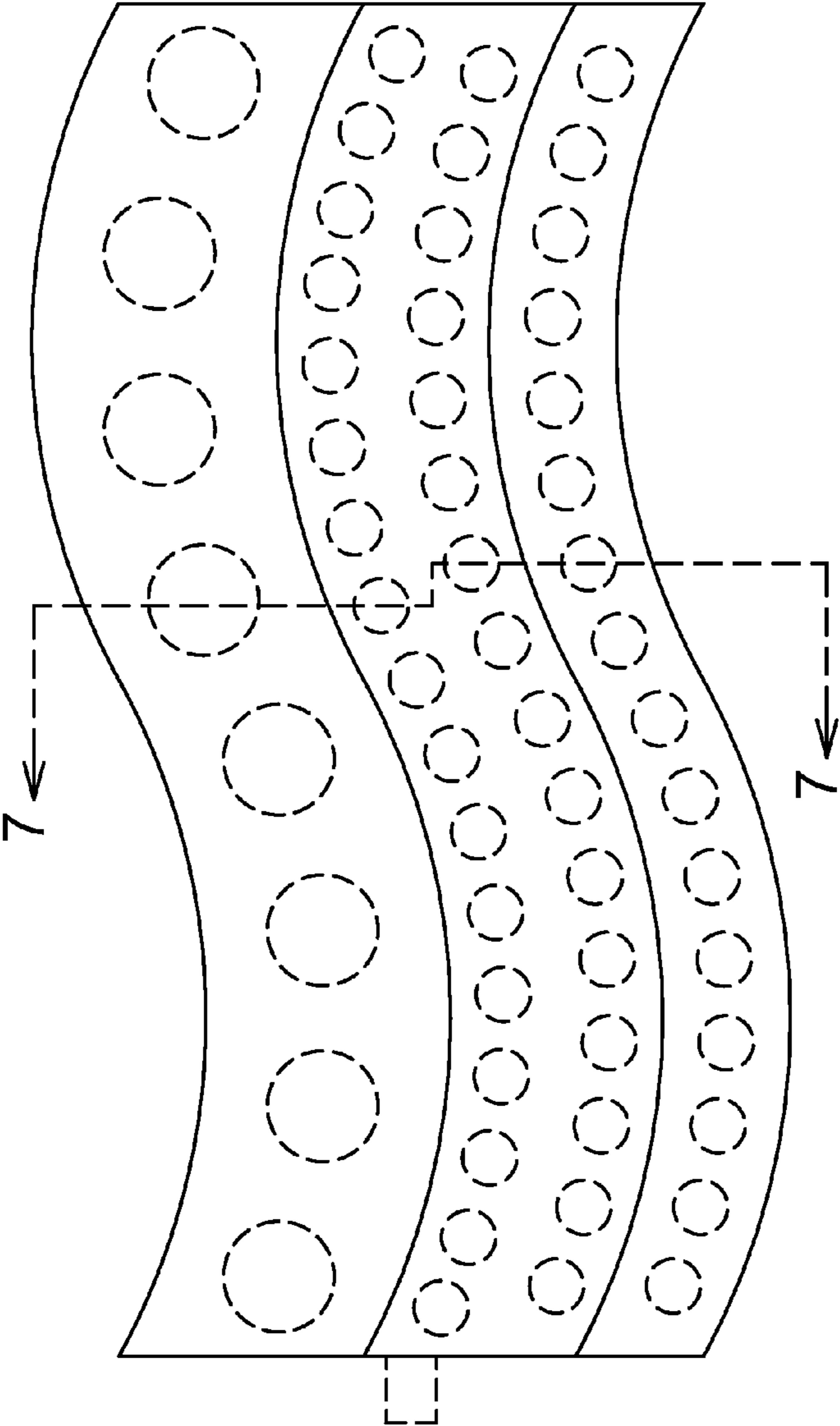


Fig.2

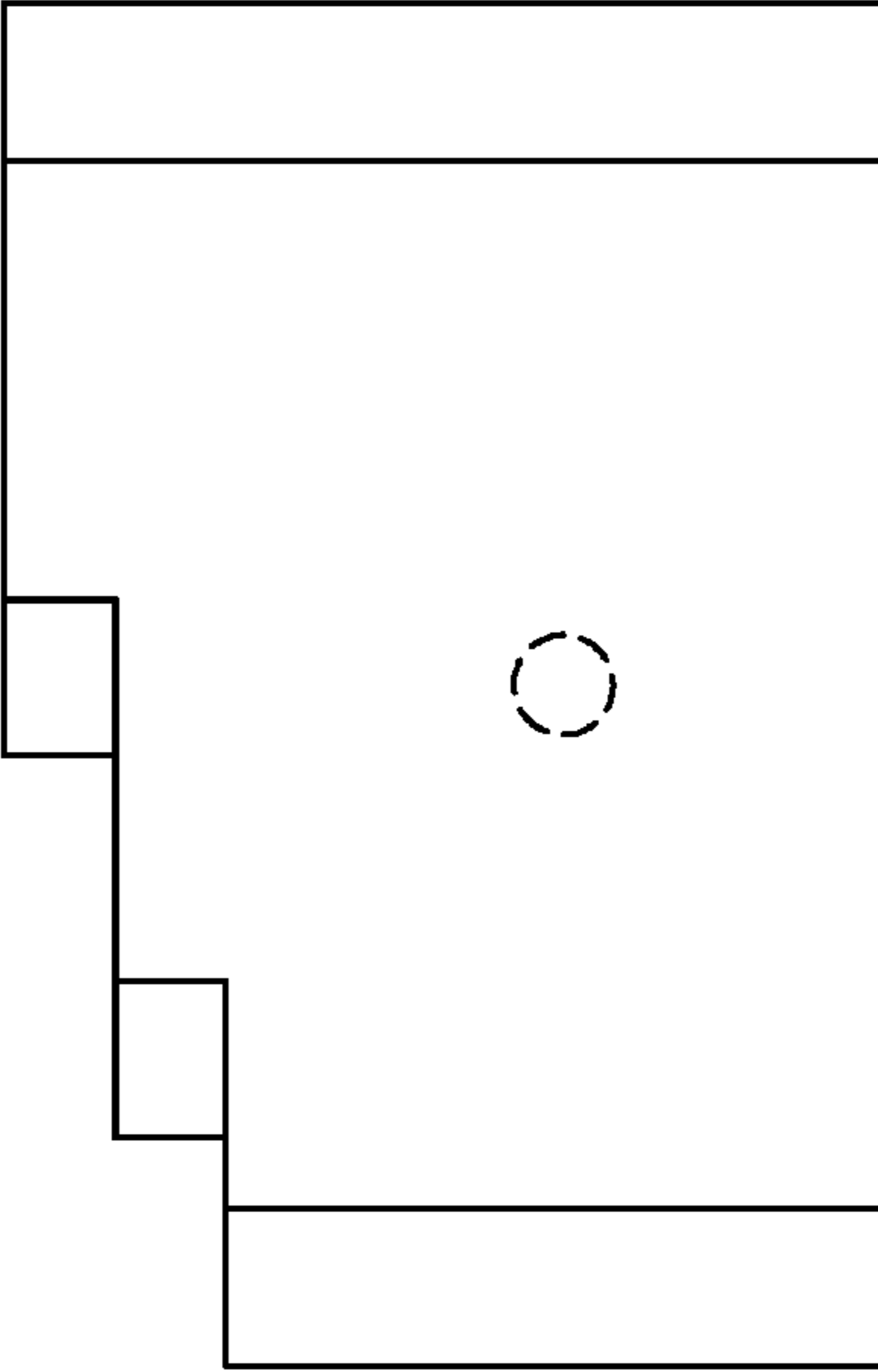


Fig.3




Fig.4




Fig. 5

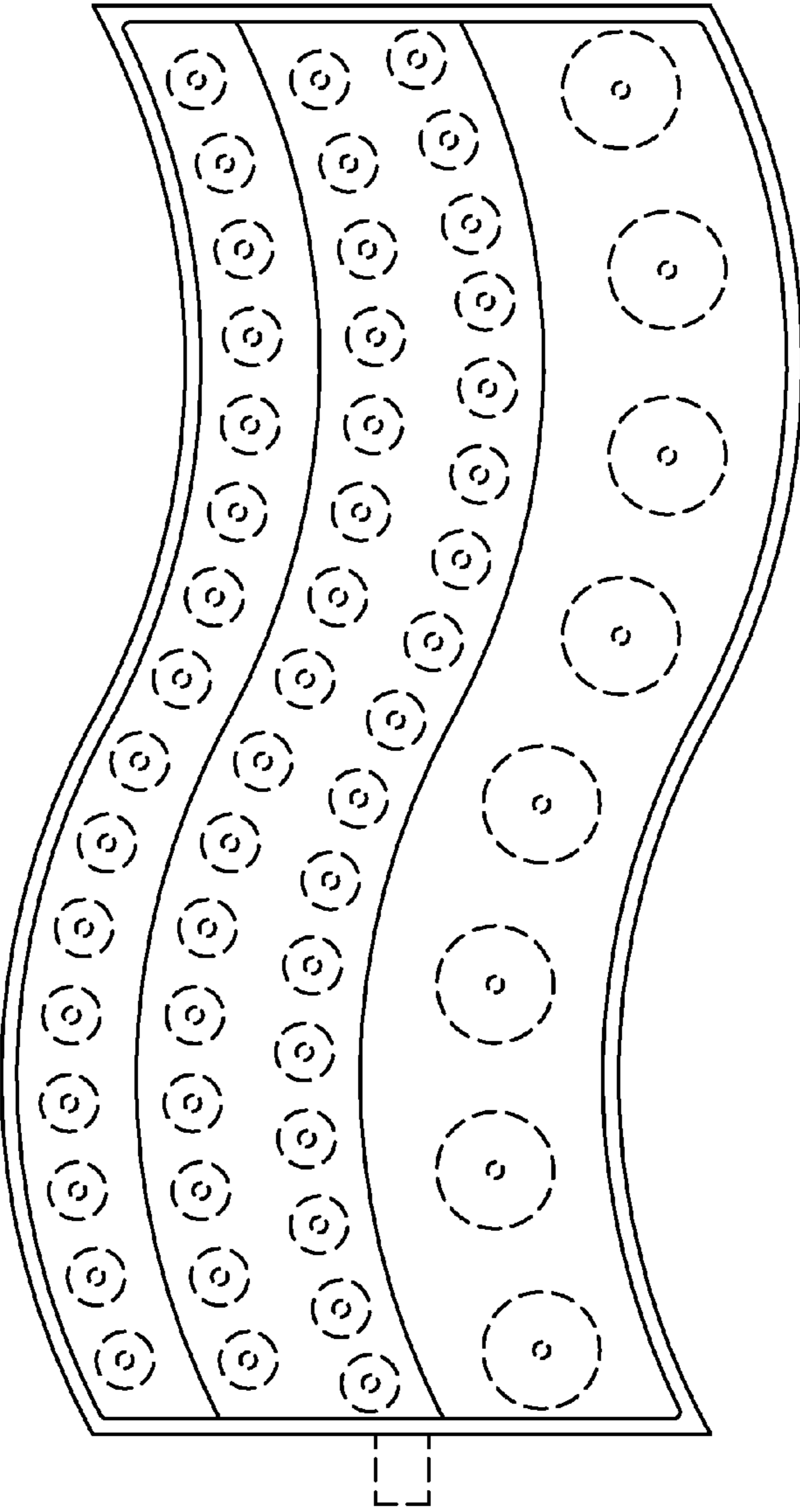


Fig.6



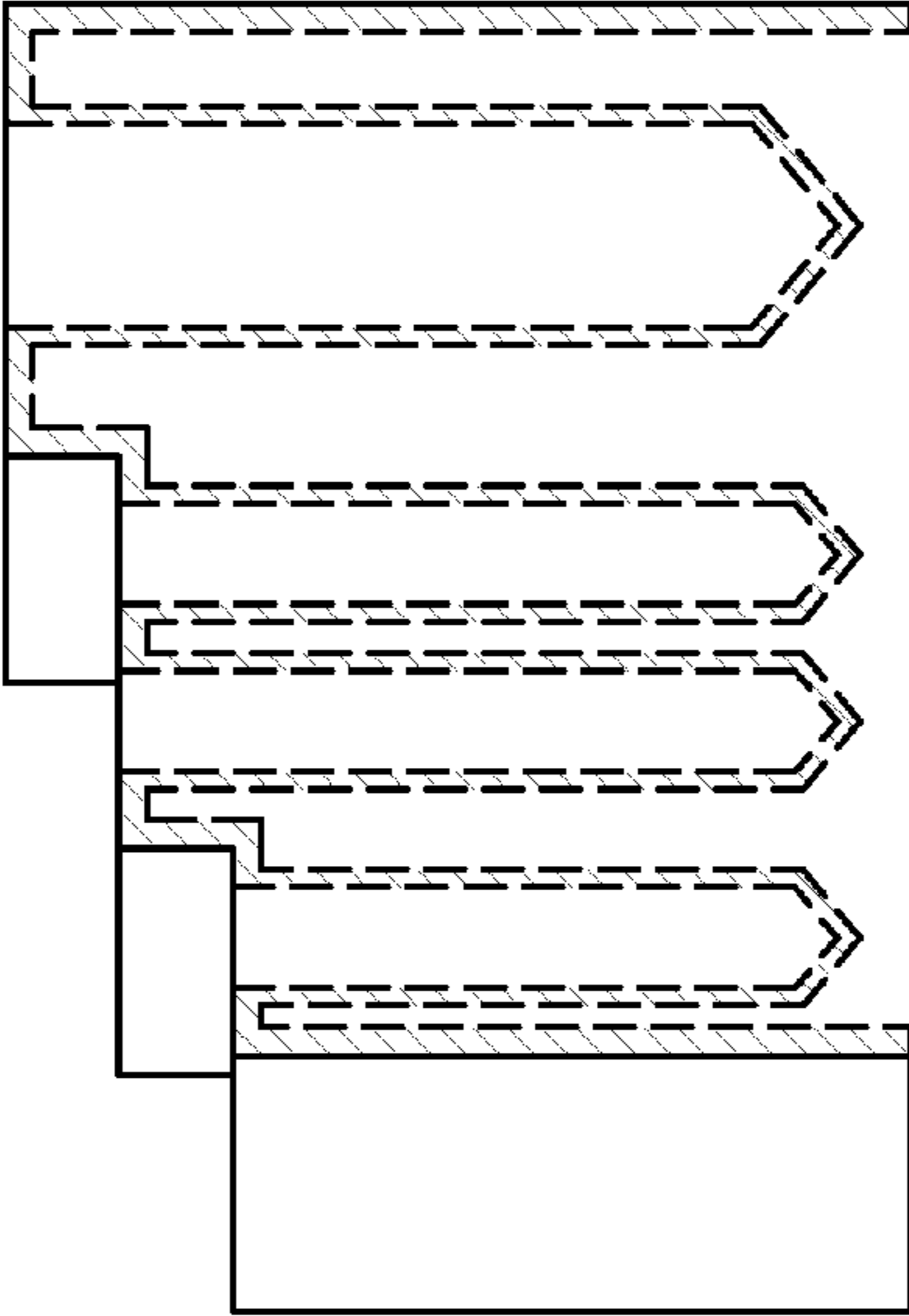


Fig.7