



US00D669499S

(12) **United States Design Patent**
Gardner et al.

(10) **Patent No.:** **US D669,499 S**

(45) **Date of Patent:** **** Oct. 23, 2012**

(54) **DISPLAY SCREEN WITH ANIMATED USER ICON**

(75) Inventors: **David Gardner**, Covington, WA (US);
Michael Kleinerman, Redmond, WA (US)

(73) Assignee: **Microsoft Corporation**, Redmond, WA (US)

(**) Term: **14 Years**

(21) Appl. No.: **29/387,898**

(22) Filed: **Mar. 21, 2011**

(51) **LOC (9) Cl.** **14-04**

(52) **U.S. Cl.** **D14/495**

(58) **Field of Classification Search** D14/485-495;
D20/11; 715/700, 706, 715, 716, 773, 810,
715/814, 825, 834, 835, 836, 837, 838, 839,
715/840, 846, 847, 861, 864, 867, 973, 974,
715/976, 977

See application file for complete search history.

(56) **References Cited**

U.S. PATENT DOCUMENTS

| | | | | |
|-------------------|---------|-------------------|-------|---------|
| D462,698 S * | 9/2002 | Sturm | | D14/495 |
| D553,152 S * | 10/2007 | Asgautsen | | D14/495 |
| D563,992 S * | 3/2008 | Lettau et al. | | D14/493 |
| D591,305 S * | 4/2009 | Shimoda | | D14/485 |
| D626,131 S * | 10/2010 | Kruzeniski et al. | | D14/485 |
| D643,047 S * | 8/2011 | Guss et al. | | D14/495 |
| D644,661 S * | 9/2011 | Gardner et al. | | D14/495 |
| D645,470 S * | 9/2011 | Matas | | D14/489 |
| D650,804 S * | 12/2011 | Impas et al. | | D14/495 |
| D650,807 S * | 12/2011 | Impas et al. | | D14/495 |
| D657,380 S * | 4/2012 | Impas et al. | | D14/495 |
| 2007/0136679 A1 * | 6/2007 | Yang | | 715/772 |
| 2011/0320981 A1 * | 12/2011 | Shen et al. | | 715/834 |

FOREIGN PATENT DOCUMENTS

EM 000890447-0053 * 4/2008

OTHER PUBLICATIONS

U.S. Appl. No. 29/387,896, filed Mar. 21, 2011, entitled "Display Screen with Icon".

* cited by examiner

Primary Examiner — Angela J Lee

(74) *Attorney, Agent, or Firm* — Banner & Witcoff, Ltd.

(57) **CLAIM**

The ornamental design for a display screen with animated user icon, as shown and described.

DESCRIPTION

FIG. 1 is the first image in a sequence for a display screen with animated user icon showing our new design; FIG. 2 is the second image thereof; FIG. 3 is the third image thereof; FIG. 4 is the fourth image thereof; FIG. 5 is the fifth image thereof; FIG. 6 is the sixth image thereof; FIG. 7 is the seventh image thereof; FIG. 8 is the eighth image thereof; and, FIG. 9 is the ninth image thereof.

The broken line showing of the display screen is for environmental purposes only and forms no part of the claimed design. The subject matter in this patent includes a process or period in which an image changes into another image. This process or period forms no part of the claimed design.

1 Claim, 9 Drawing Sheets







FIG. 1




FIG. 2



FIG. 3



FIG. 4



FIG. 5



FIG. 6



FIG. 7



FIG. 8



FIG. 9