



US00D669497S

(12) **United States Design Patent**  
**Lee et al.**

(10) **Patent No.:** **US D669,497 S**  
(45) **Date of Patent:** **\*\* Oct. 23, 2012**

(54) **DISPLAY SCREEN WITH ANIMATED GRAPHICAL USER INTERFACE**

(75) Inventors: **James Lee**, Lynnwood, WA (US); **David Gardner**, Covington, WA (US); **Alan Shen**, Redmond, WA (US); **Michael Kleinerman**, Redmond, WA (US)

(73) Assignee: **Microsoft Corporation**, Redmond, WA (US)

(\*\*) Term: **14 Years**

(21) Appl. No.: **29/387,892**

(22) Filed: **Mar. 21, 2011**

(51) **LOC (9) Cl.** ..... **14-04**

(52) **U.S. Cl.** ..... **D14/489**

(58) **Field of Classification Search** ..... D14/485-495;  
D20/11; 715/700, 706, 715, 716, 773, 810,  
715/814, 825, 834, 835, 836, 837, 838, 839,  
715/840, 846, 847, 861, 864, 867, 973, 974,  
715/976, 977

See application file for complete search history.

(56) **References Cited**

**U.S. PATENT DOCUMENTS**

D476,488	S	*	7/2003	White, Jr.	.....	D5/63
D525,985	S	*	8/2006	Gibson et al.	.....	D14/488
D591,305	S	*	4/2009	Shimoda	.....	D14/485
D607,893	S	*	1/2010	Kanga et al.	.....	D14/485
D613,301	S	*	4/2010	Lee et al.	.....	D14/489
D626,131	S	*	10/2010	Kruzeniski et al.	.....	D14/485
D627,360	S	*	11/2010	Aarseth	.....	D14/485
D644,243	S	*	8/2011	Matas	.....	D14/489
D644,661	S	*	9/2011	Gardner et al.	.....	D14/495
D645,470	S	*	9/2011	Matas	.....	D14/489
D656,950	S	*	4/2012	Shallcross et al.	.....	D14/488
2007/0136679	A1	*	6/2007	Yang	.....	715/772
2011/0161811	A1	*	6/2011	Choi	.....	715/702

**FOREIGN PATENT DOCUMENTS**

EM	002075002-0001	*	7/2012
KR	300498396.0000	*	7/2008
KR	300540117.0000	*	9/2009

\* cited by examiner

*Primary Examiner* — Angela J Lee

(74) *Attorney, Agent, or Firm* — Banner & Witcoff, Ltd.

(57) **CLAIM**



The ornamental design for a display screen with animated graphical user interface, as shown and described.

**DESCRIPTION**

FIG. 1 is the first image in a sequence for a display screen with animated graphical user interface showing our new design; FIG. 2 is the second image thereof; FIG. 3 is the third image thereof; FIG. 4 is the fourth image thereof; FIG. 5 is the fifth image thereof; FIG. 6 is the sixth image thereof; FIG. 7 is the seventh image thereof; FIG. 8 is the eighth image thereof; FIG. 9 is the ninth image thereof; FIG. 10 is the tenth image thereof; FIG. 11 is the eleventh image thereof; FIG. 12 is the twelfth image thereof; FIG. 13 is the thirteenth image thereof; FIG. 14 is the fourteenth image thereof; and, FIG. 15 is the fifteenth image thereof.

The broken line showing of the display screen is for environmental purposes only and forms no part of the claimed design. The subject matter in this patent includes a process or period in which an image changes into another image. This process or period forms no part of the claimed design.

**1 Claim, 15 Drawing Sheets**






FIG. 1




FIG. 2




FIG. 3



FIG. 4



FIG. 5



FIG. 6



FIG. 7





FIG. 8



FIG. 9




FIG. 10




FIG. 11




FIG. 12



FIG. 13



FIG. 14



FIG. 15