



US00D669496S

(12) **United States Design Patent**
Vance et al.

(10) **Patent No.:** **US D669,496 S**
(45) **Date of Patent:** **** Oct. 23, 2012**

(54) **PORTION OF A DISPLAY SCREEN WITH A GRAPHICAL USER INTERFACE**

(75) Inventors: **Michael Steffen Vance**, Kenmore, WA (US); **Jasdeep Singh Chugh**, Renton, WA (US); **Feridoon Malekzadeh**, Seattle, WA (US); **Valerie Lynn Goulart**, Seattle, WA (US); **Jared T. Benson**, Pleasant Hill, CA (US); **Christian Robertson**, Concord, CA (US); **Shilpa R. Shah**, Oakland, CA (US); **Gabriel J. White**, San Francisco, CA (US); **Joseph L. Ungari**, Seattle, WA (US)

(73) Assignee: **T-Mobile USA, Inc.**, Bellevue, WA (US)

(**) Term: **14 Years**

(21) Appl. No.: **29/412,093**

(22) Filed: **Jan. 30, 2012**

Related U.S. Application Data

(63) Continuation of application No. 29/384,626, filed on Feb. 1, 2011, now Pat. No. Des. 653,259, which is a continuation of application No. 29/334,503, filed on Mar. 27, 2009, now Pat. No. Des. 631,886.

(51) **LOC (9) Cl.** **32-00**

(52) **U.S. Cl.** **D14/487**

(58) **Field of Classification Search** D14/485-495;
715/700-867

See application file for complete search history.

(56) **References Cited**

U.S. PATENT DOCUMENTS

D298,144 S * 10/1988 Wells-Papanek et al. ... D14/489
D384,052 S * 9/1997 Kodosky D14/490
D391,948 S * 3/1998 Eisenberg D14/489

D397,687 S * 9/1998 Arora et al. D14/489
5,889,517 A * 3/1999 Ueda et al. 715/803
D438,873 S * 3/2001 Wang et al. D14/486
D445,426 S * 7/2001 Wang et al. D14/486
D446,790 S * 8/2001 Wang et al. D14/486
D475,064 S * 5/2003 Nashida et al. D14/491
D485,279 S * 1/2004 DeCombe D14/486
6,678,891 B1 * 1/2004 Wilcox et al. 725/42
D495,339 S * 8/2004 Gildred D14/486
D570,369 S * 6/2008 Fletcher D14/489
D578,134 S * 10/2008 Jasinski D14/486
D590,407 S * 4/2009 Watanabe et al. D14/485
D591,305 S * 4/2009 Shimoda D14/485
D593,571 S * 6/2009 Ball et al. D14/485
7,546,543 B2 * 6/2009 Louch et al. 715/762
7,555,727 B2 * 6/2009 Hawkins et al. 715/816
D599,812 S * 9/2009 Hirsch D14/488
D603,418 S * 11/2009 Magnani et al. D14/486
D604,317 S * 11/2009 Hoefnagels et al. D14/488
D604,740 S * 11/2009 Matheny et al. D14/486
7,620,996 B2 * 11/2009 Torres et al. 726/28

(Continued)

Primary Examiner — Deanna L Fluegeman

(74) *Attorney, Agent, or Firm* — Knobbe Martens Olson & Bear LLP

(57) **CLAIM**

The ornamental design for a portion of a display screen with a graphical user interface, as shown and described.

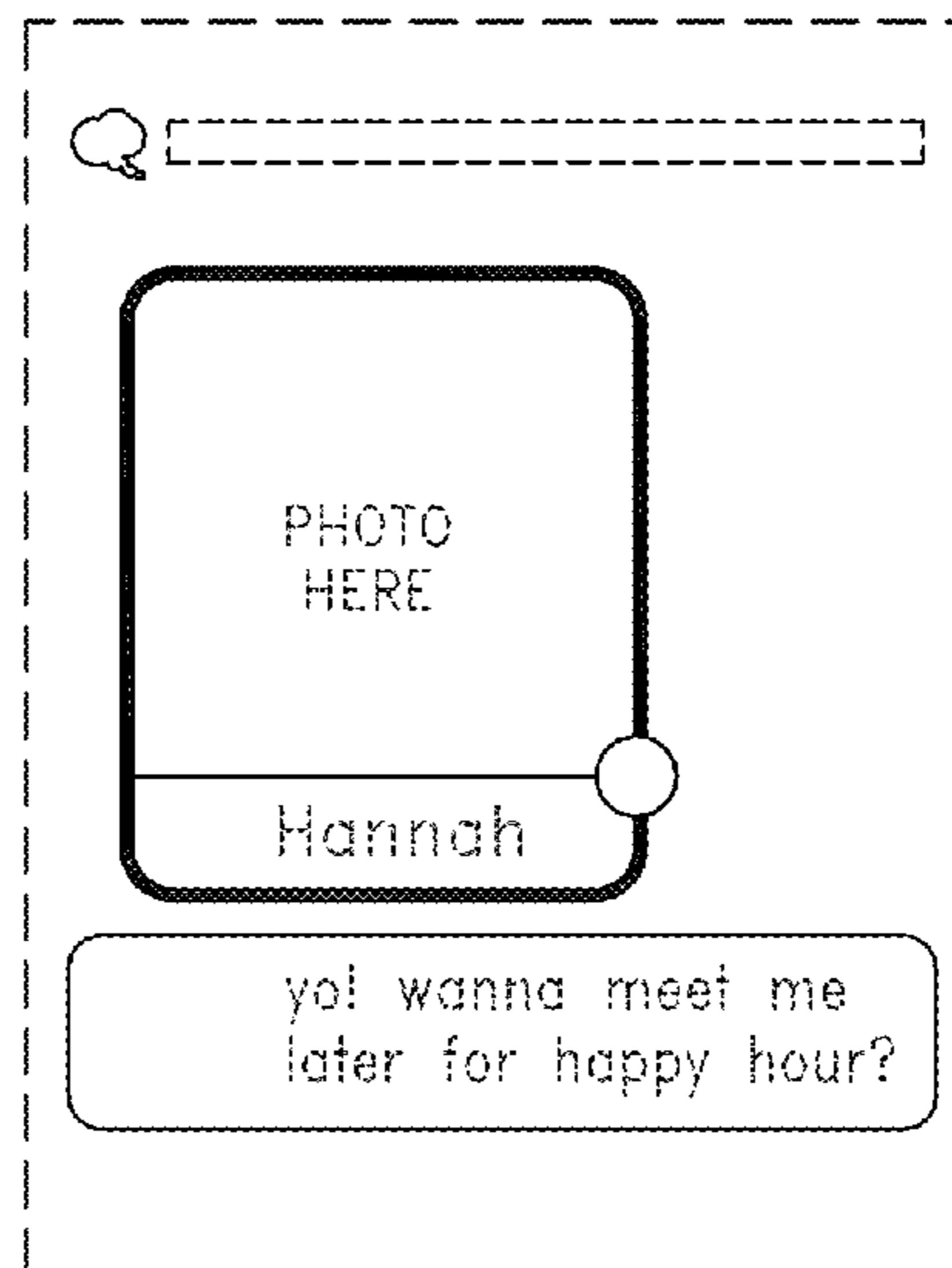
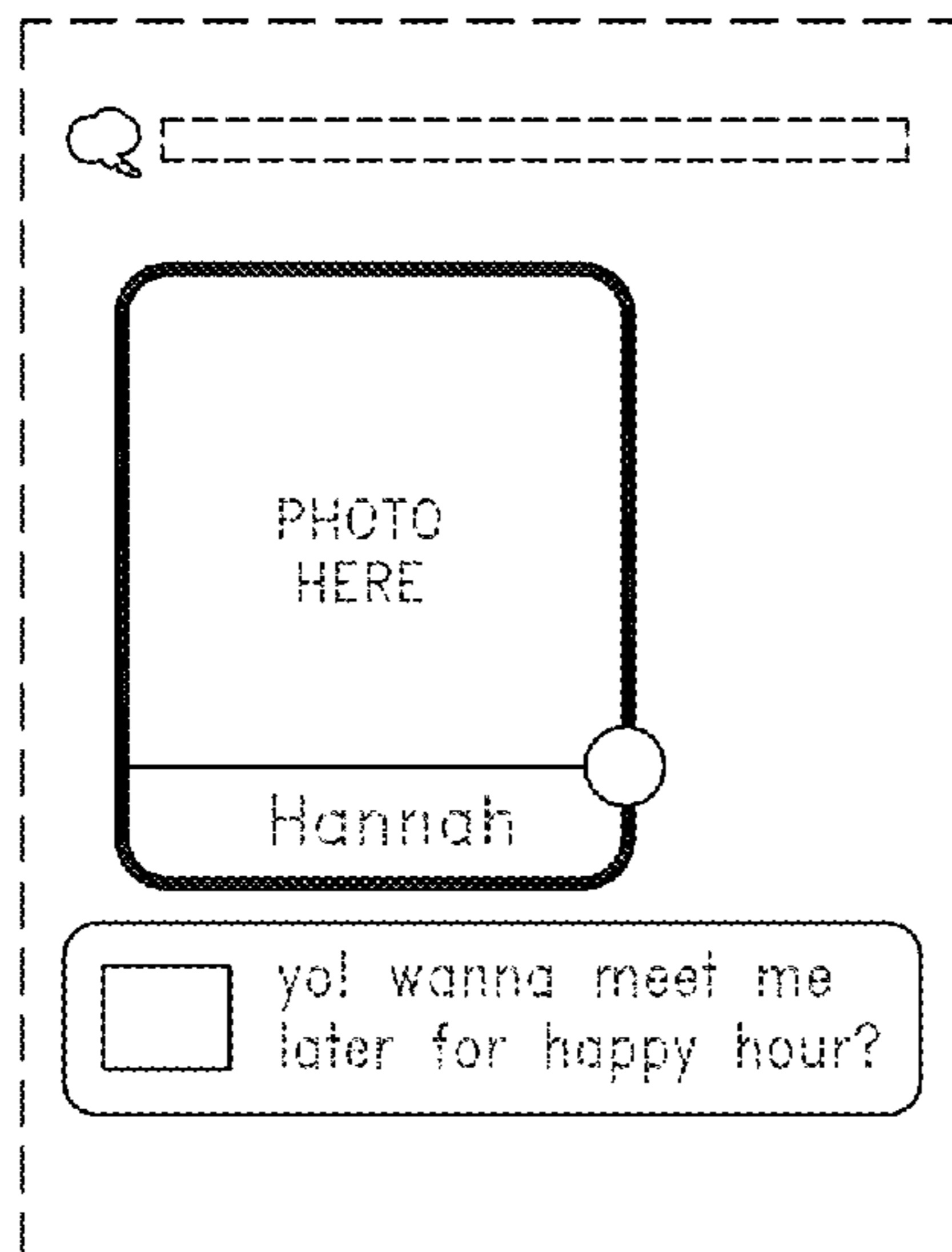
DESCRIPTION

FIG. 1 is a front view of a portion of a display screen with a graphical user interface showing the claimed design in accordance with a first embodiment; and,

FIG. 2 is a front view of a portion of a display screen with a graphical user interface showing the claimed design in accordance with a second embodiment.

The portion of the display screen and the portions of the user interface illustrated in broken lines form no part of the claimed design.

1 Claim, 1 Drawing Sheet



US D669,496 S

Page 2

U.S. PATENT DOCUMENTS

D605,200 S *	12/2009	Sakai	D14/486	D649,154 S *	11/2011	Vance et al.	D14/486
D606,085 S *	12/2009	Agnetta et al.	D14/485	D656,157 S *	3/2012	Khan et al.	D14/486
D612,860 S *	3/2010	Tarara et al.	D14/485	D656,944 S *	4/2012	Lee et al.	D14/486
D614,639 S *	4/2010	Viegers et al.	D14/486	D656,947 S *	4/2012	Vance et al.	D14/486
D617,805 S *	6/2010	Scalisi et al.	D14/485	D657,377 S *	4/2012	Vance et al.	D14/486
D621,844 S *	8/2010	Van Os	D14/485	D660,314 S *	5/2012	Gosejacob et al.	D14/488
D624,556 S *	9/2010	Chaudhri	D14/486	2005/0114374 A1 *	5/2005	Juskiewicz et al.	707/101
D631,887 S *	2/2011	Vance et al.	D14/486	2005/0235225 A1 *	10/2005	Pradhan et al.	715/811
D632,700 S *	2/2011	Brinda	D14/488	2007/0067738 A1 *	3/2007	Flynt et al.	715/810
D633,918 S *	3/2011	Vance et al.	D14/486	2007/0226645 A1 *	9/2007	Kongqiao et al.	715/781
D636,400 S *	4/2011	Vance et al.	D14/486	2010/0287504 A1 *	11/2010	Vance et al.	715/811
D644,655 S *	9/2011	McLaughlin et al.	D14/489					

* cited by examiner

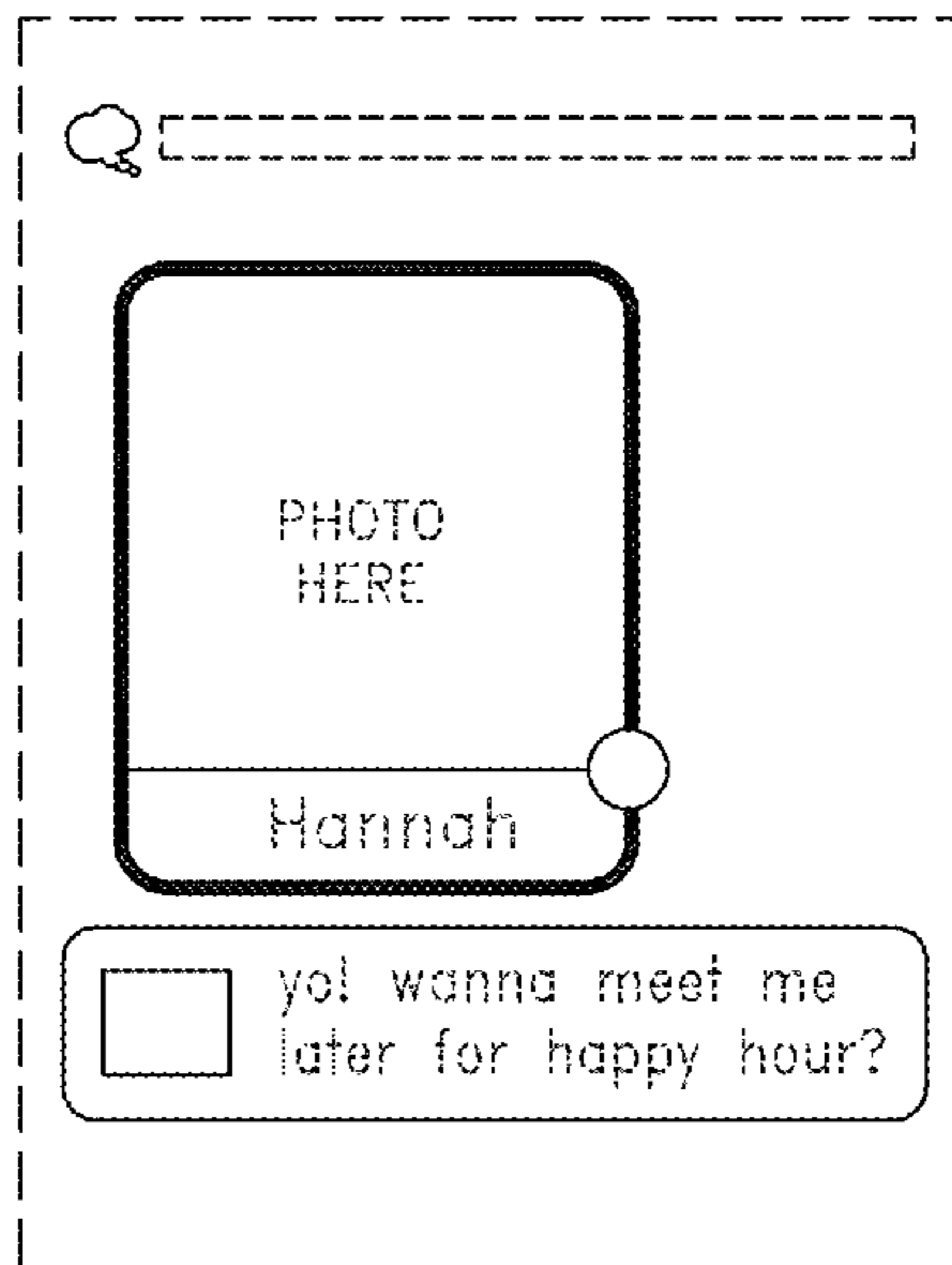


FIG. 1

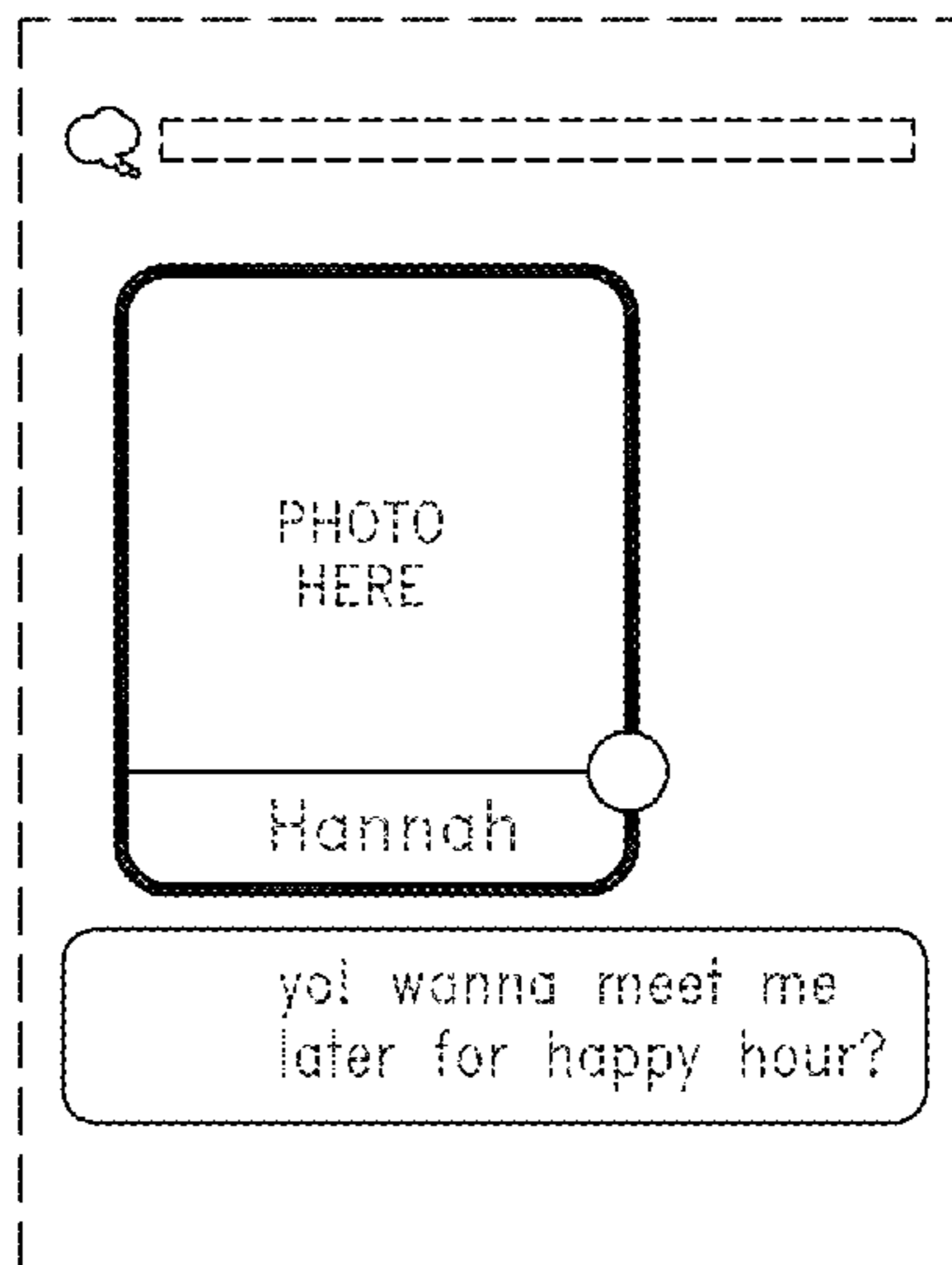


FIG. 2