US00D669469S

(12) United States Design Patent
Kang

(10) **Patent No.: US D669,469 S**
(45) **Date of Patent: ** Oct. 23, 2012**

(54) **TABLET COMPUTER**

(75) Inventor: **Bong Hui Kang**, Seoul (KR)

(73) Assignee: **LG Electronics Inc.**, Seoul (KR)

(**) Term: **14 Years**

(21) Appl. No.: **29/388,526**

(22) Filed: **Mar. 30, 2011**

(30) **Foreign Application Priority Data**

Oct. 29, 2010 (KR) 30-2010-0047105

(51) **LOC (9) Cl.** **14-02**
(52) **U.S. Cl.** **D14/341**
(58) **Field of Classification Search** ..... D14/341–347, D14/137, 138, 138.1, 138 A, 138 AA, 138 R, D14/138 AB, 138 AC, 138 AD, 138 C, 138 G, D14/496, 203.1, 203.3, 203.4, 203.5, 203.7, D14/426, 427, 432, 429, 129, 130, 420, 439–441, D14/448, 125, 126, 147, 156, 218, 247–248, D14/250, 389, 388, 315–318; D10/65, 104; D18/6–7; D21/324, 329, 330; D19/26, 59, D19/60; 455/556.1, 556.2, 566, 575.1, 90.3; 379/433.04, 433.01, 433.06, 916; 345/169, 345/173, 901, 905; 361/679.26, 679.27, 361/679.3, 679.55, 679.56
See application file for complete search history.

(56) **References Cited**

U.S. PATENT DOCUMENTS

D504,889 S * 5/2005 Andre et al. D14/341
D615,083 S * 5/2010 Andre et al. D14/341
D622,270 S * 8/2010 Andre et al. D14/341
D626,437 S * 11/2010 Lee et al. D10/65
D637,596 S * 5/2011 Akana et al. D14/341
D638,416 S * 5/2011 Kawase D14/315
D638,814 S * 5/2011 Sutherland et al. ..... D14/138 G
D639,261 S * 6/2011 Garnham et al. ..... D14/138 G
D640,219 S * 6/2011 Sutherland et al. ..... D14/138 G
D640,663 S * 6/2011 Arnholt et al. ..... D14/138 G
D645,833 S * 9/2011 Seflic et al. ..... D14/138 G
D649,968 S * 12/2011 Li D14/341
D656,918 S * 4/2012 Kim et al. ..... D14/138 G

OTHER PUBLICATIONS

LG G2X P999, [online], [retrieved May 24, 2012]. Retrieved from Internet, http://www.lg.com/us/cell-phones/lg-P999-g2x.*

* cited by examiner

Primary Examiner — Barbara Fox
(74) *Attorney, Agent, or Firm* — Birch, Stewart, Kolasch & Birch, LLP

(57) **CLAIM**

I claim the ornamental design for a tablet computer, as shown and described.

DESCRIPTION

FIG. **1** is a perspective view of a tablet computer showing my new design:
FIG. **2** is a front elevation view thereof;
FIG. **3** is a rear elevation view thereof;
FIG. **4** is a left-side elevation view thereof;
FIG. **5** is a right-side elevation view thereof;
FIG. **6** is a top plan view thereof; and,
FIG. **7** is a bottom plan view thereof.

1 Claim, 5 Drawing Sheets

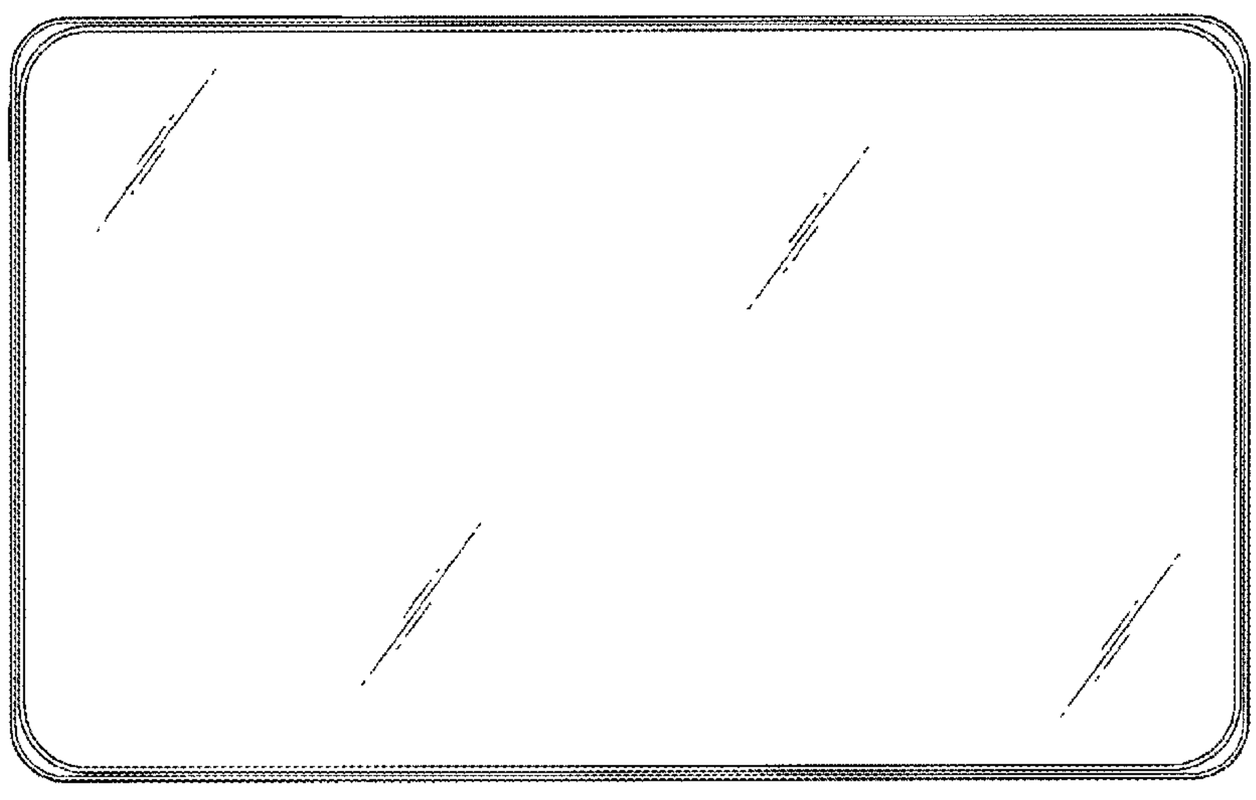

FIG. 1

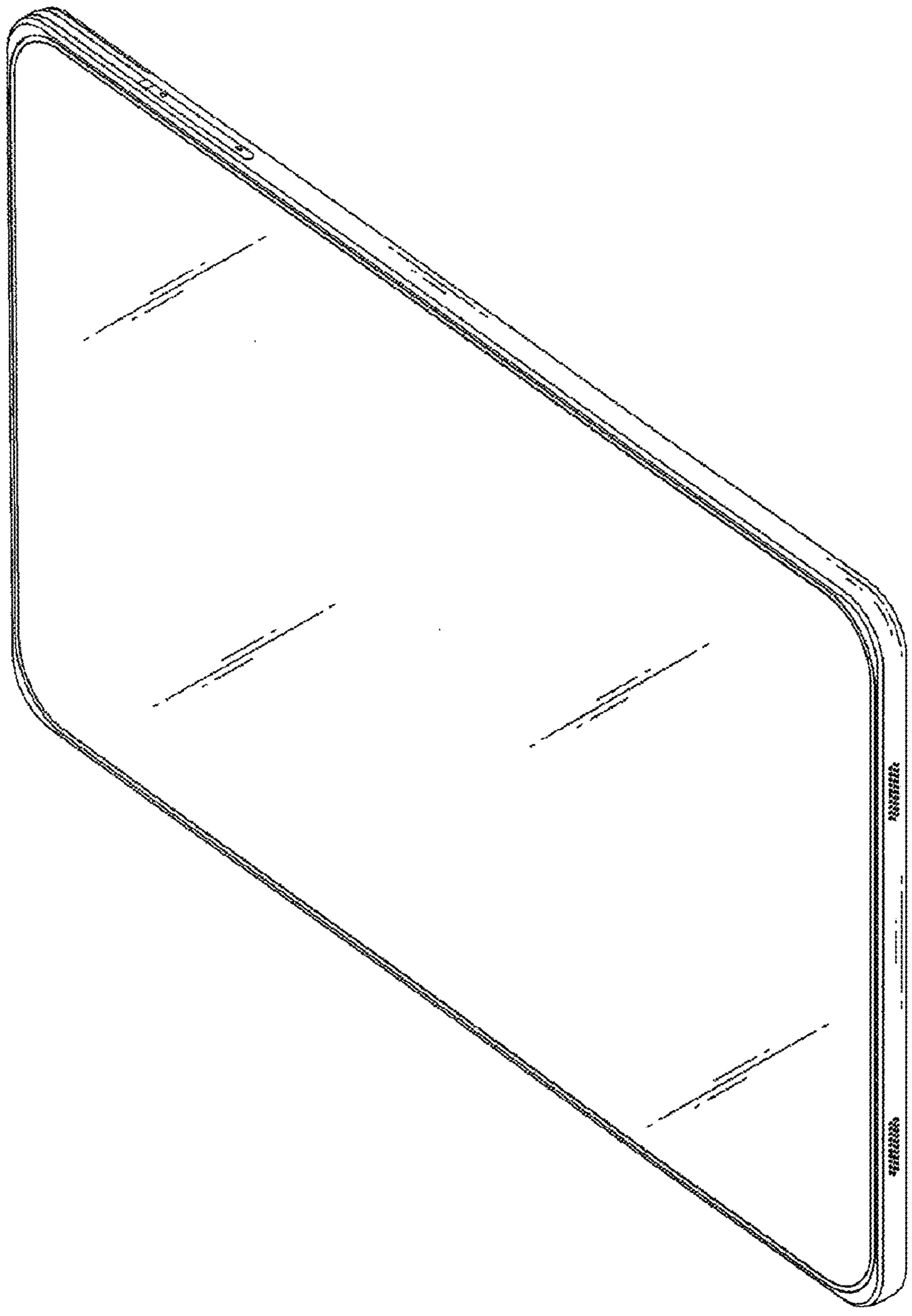

FIG.2

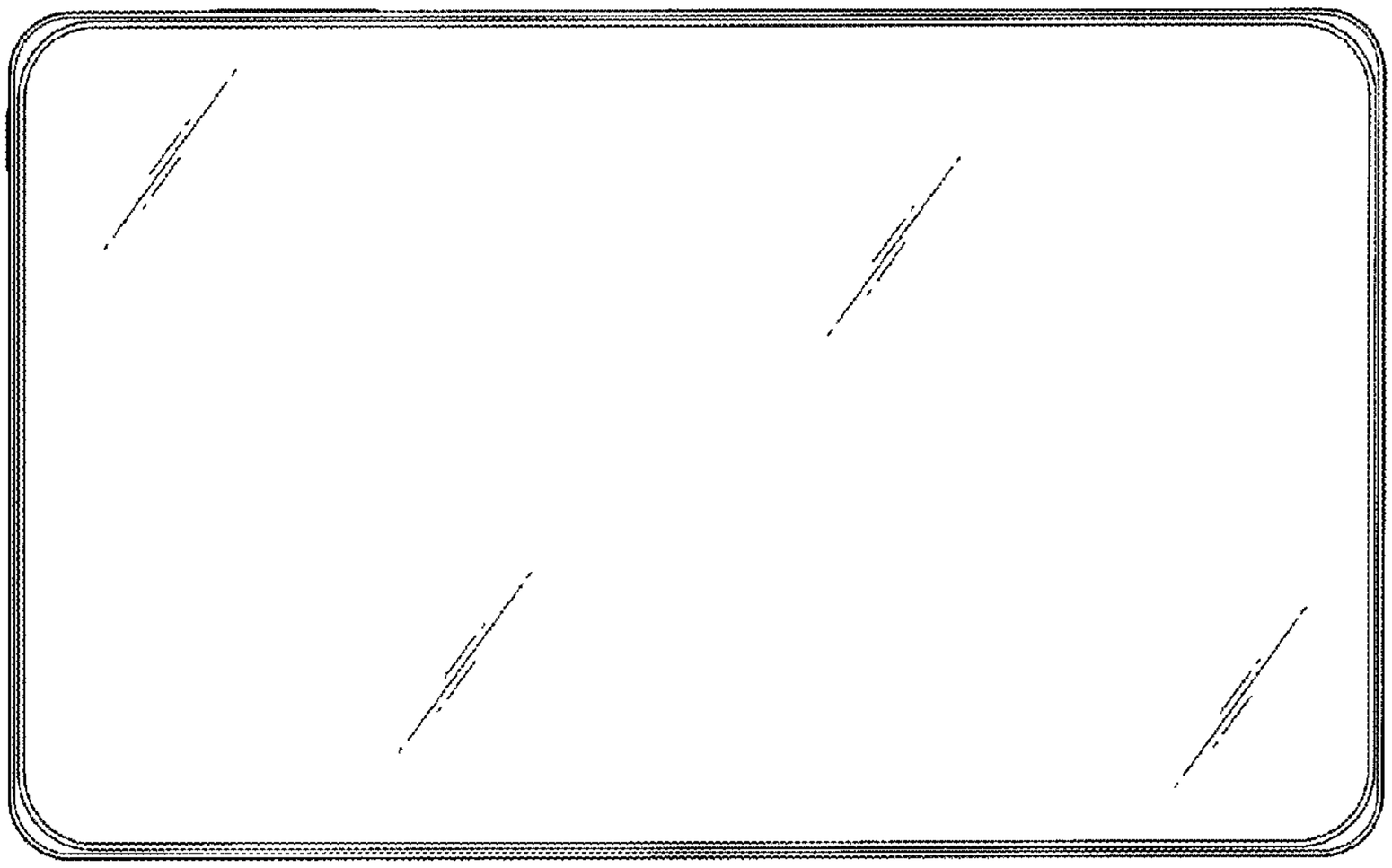

FIG.3

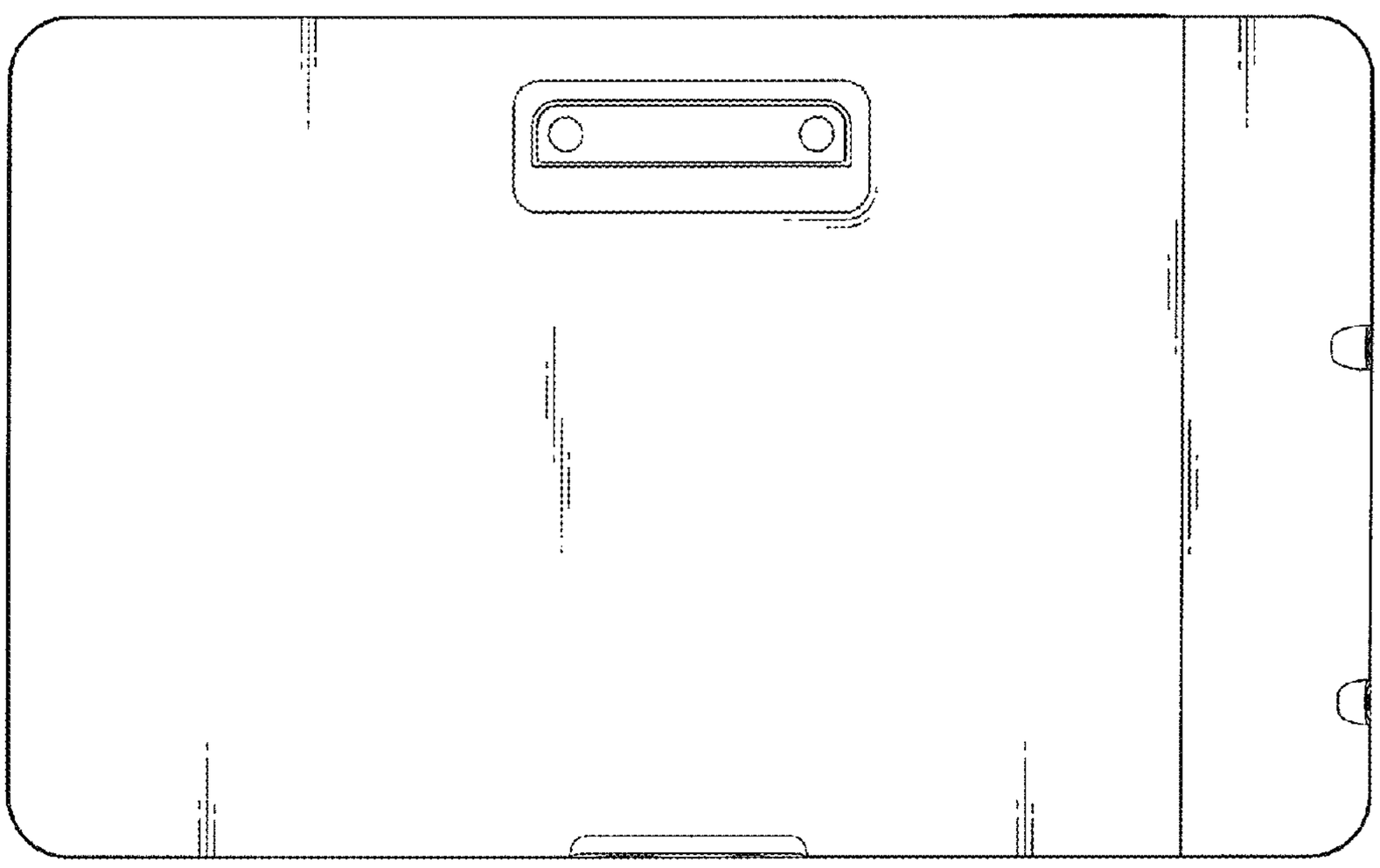

FIG.4



FIG.5

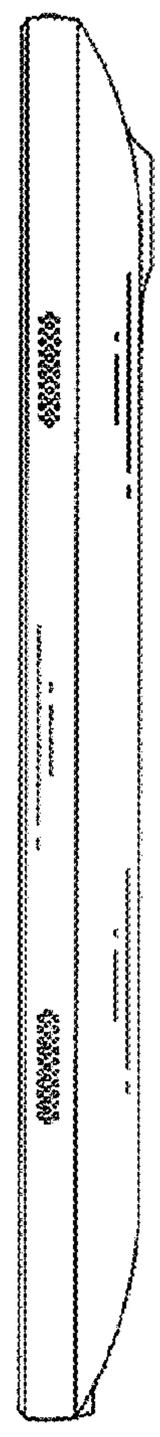

FIG.6


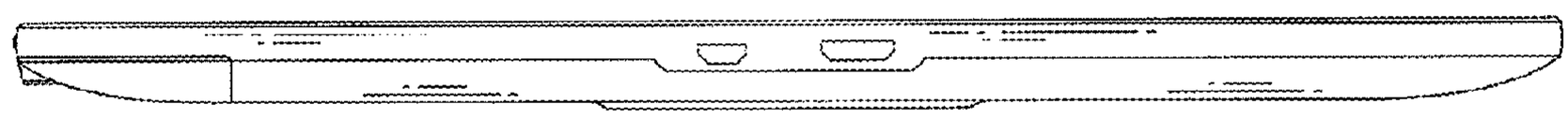
FIG.7