



US00D669449S

(12) **United States Design Patent**
Sakamoto

(10) **Patent No.:** **US D669,449 S**
(45) **Date of Patent:** **** Oct. 23, 2012**

(54) **TELEPHONE HANDSET**
(75) Inventor: **Hideaki Sakamoto**, Fukuoka (JP)
(73) Assignee: **Panasonic Corporation**, Osaka (JP)
(**) Term: **14 Years**
(21) Appl. No.: **29/381,121**
(22) Filed: **Dec. 15, 2010**

D553,116 S 10/2007 Franck et al.
D559,201 S 1/2008 Oh et al.
D559,828 S 1/2008 Iwai
D560,185 S 1/2008 Di et al.
D561,145 S 2/2008 Di et al.
D563,941 S 3/2008 Franck et al.
D571,775 S 6/2008 Waterman et al.
D573,971 S 7/2008 Hikino et al.
D574,355 S 8/2008 Okawa et al.
D581,423 S 11/2008 Hoenig et al.
D583,349 S 12/2008 Lee et al.
D583,354 S 12/2008 Gonser et al.

(Continued)

(51) **LOC (9) Cl.** **14-03**
(52) **U.S. Cl.** **D14/147**
(58) **Field of Classification Search** D14/147,
D14/148, 138 AA, 138 R, 143-144, 218,
D14/247-248, 341-347, 496; D21/329,
D21/331; 348/14.01-14.02; 379/433.01-433.13;
455/566; 345/169

See application file for complete search history.

FOREIGN PATENT DOCUMENTS
NL DM058071 1/2001
(Continued)

OTHER PUBLICATIONS

Panasonic KX-TH1212B, <URL: http://www2.panasonic.com/consumer-electronics/support/Phones-Fax/Telephones/Bluetooth-Enabled-Systems/model.KX-TH1212B>, Nov. 12, 2010.

(Continued)

(56) **References Cited**

U.S. PATENT DOCUMENTS

D406,135 S 2/1999 Nagano et al.
D408,399 S 4/1999 Nagano et al.
D412,169 S 7/1999 Schnell, III et al.
D434,754 S 12/2000 Banryu
D477,582 S 7/2003 Muenscher et al.
D480,374 S * 10/2003 Toor et al. D14/138 AA
D481,381 S 10/2003 Toor et al.
6,807,433 B2 10/2004 Oota et al.
D517,036 S 3/2006 Himmel
D520,495 S 5/2006 Dukerschein et al.
D524,280 S * 7/2006 Julian D14/147
D527,719 S 9/2006 Franck et al.
D529,476 S 10/2006 Beaseley et al.
D531,137 S 10/2006 Wu
D534,146 S 12/2006 Stilp et al.
D534,519 S 1/2007 Stilp et al.
D535,276 S * 1/2007 Franck et al. D14/147
D538,253 S 3/2007 Miggels et al.
D538,774 S 3/2007 Franck et al.
D539,254 S 3/2007 Park et al.
D539,779 S 4/2007 Miggels et al.
D541,786 S 5/2007 Ookawa
D551,659 S 9/2007 Shih et al.

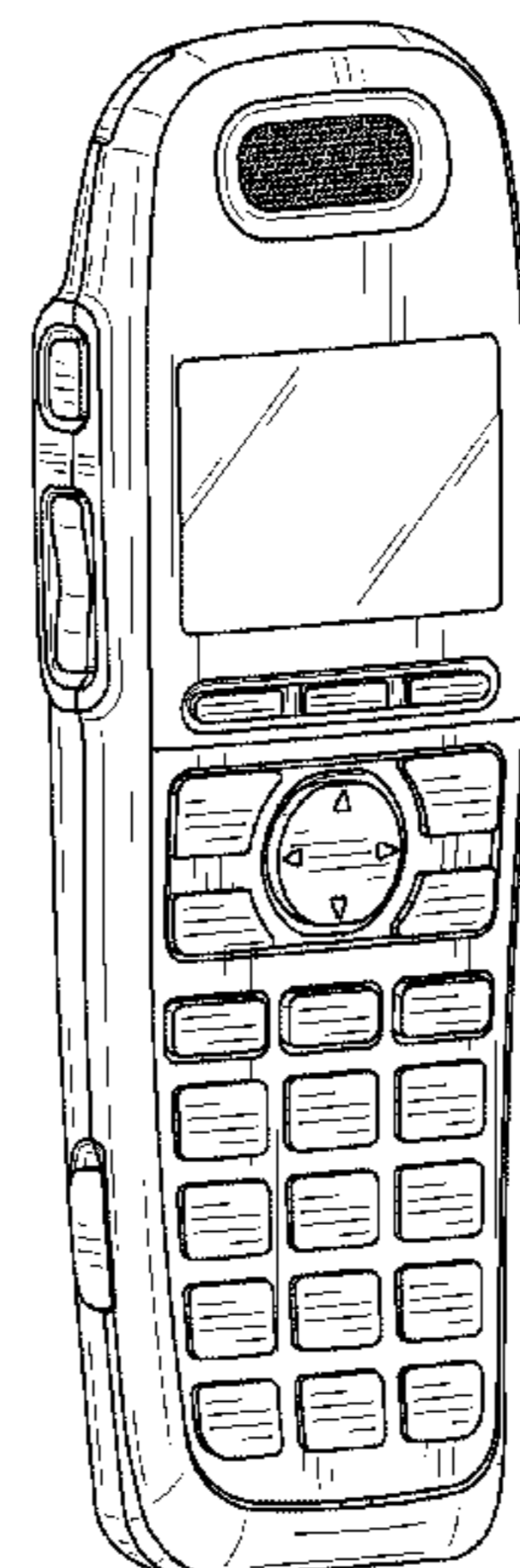
Primary Examiner — Sheryl Lane
(74) Attorney, Agent, or Firm — Panasonic Patent Center

(57) **CLAIM**
I claim the ornamental design for a telephone handset, as shown and described.

DESCRIPTION

FIG. 1 is a front perspective view of a telephone handset of the present invention;
FIG. 2 is a front view thereof;
FIG. 3 is a rear view thereof;
FIG. 4 is a first side view thereof;
FIG. 5 is a second side view thereof;
FIG. 6 is a top view thereof; and,
FIG. 7 is a bottom view thereof.

1 Claim, 7 Drawing Sheets



US D669,449 S

Page 2

U.S. PATENT DOCUMENTS

D583,384 S 12/2008 O'Neil et al.
D584,297 S 1/2009 Furuno et al.
D586,326 S 2/2009 Hwang
D589,502 S 3/2009 Miyata et al.
D590,819 S 4/2009 Sakamoto
D594,450 S 6/2009 Furuno et al.
D607,432 S 1/2010 Waterman et al.
D609,222 S 2/2010 Shin
D615,957 S * 5/2010 Ju et al. D14/147
D618,657 S 6/2010 Sakamoto
D618,658 S 6/2010 Sakamoto et al.
D619,980 S * 7/2010 Kang D14/138 AA
D620,915 S * 8/2010 Brabander D14/147
D638,393 S * 5/2011 Gonser et al. D14/147
D647,515 S * 10/2011 Brabander D14/248

D647,516 S * 10/2011 Brabander D14/248
D647,875 S * 11/2011 Chun et al. D14/147
D649,953 S * 12/2011 Chung D14/138 AA
2006/0152576 A1 7/2006 Kiessling et al.
2007/0139513 A1 6/2007 Fang

FOREIGN PATENT DOCUMENTS

NL DM068600 2/2007
WO DM058071 1/2001
WO DM068600 2/2007

OTHER PUBLICATIONS

Panasonic KX-TG6411T, <URL:<http://www.101phones.com/details/15514-9443/panasonic-kx-tg6411t.html>>, Nov. 25, 2010.

* cited by examiner

FIG. 1




FIG. 2

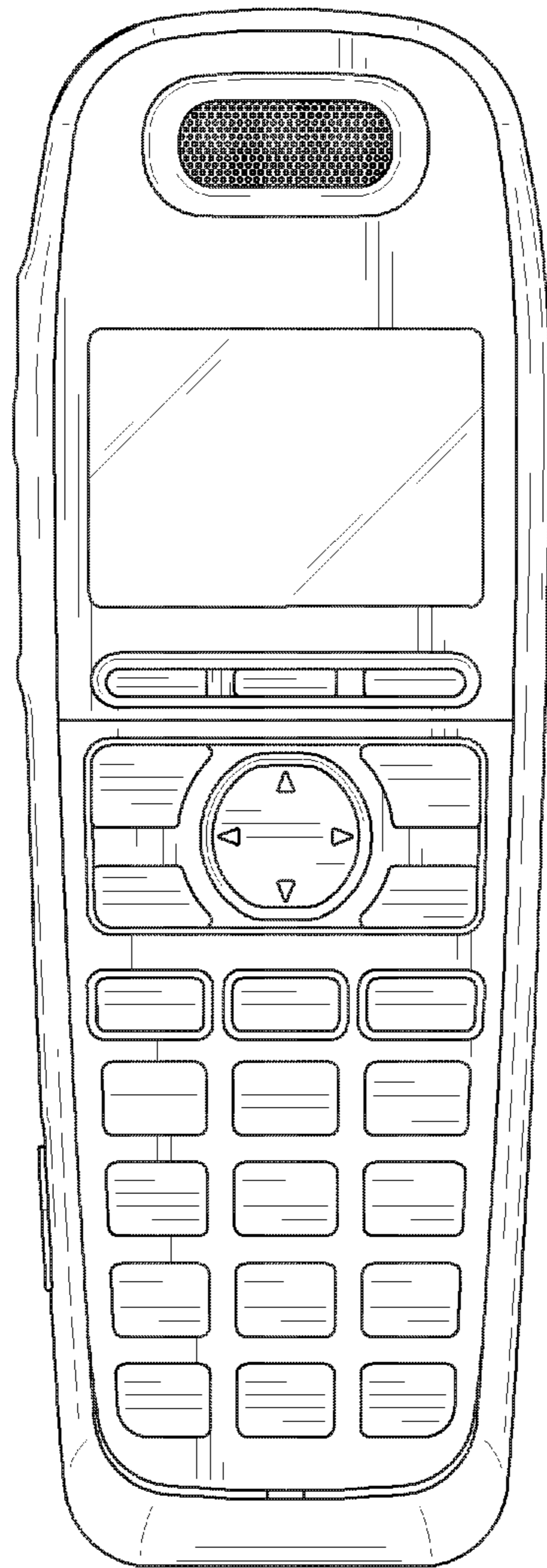


FIG. 3




FIG. 4

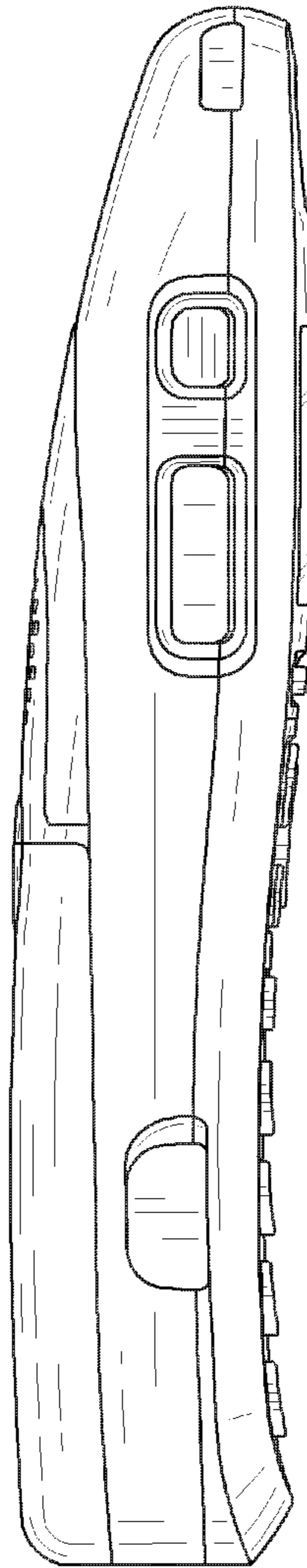


FIG. 5

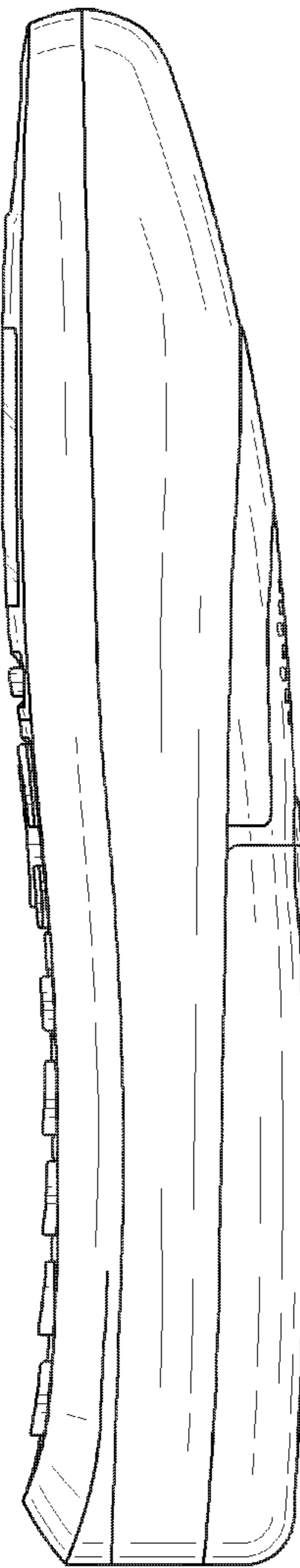


FIG. 6

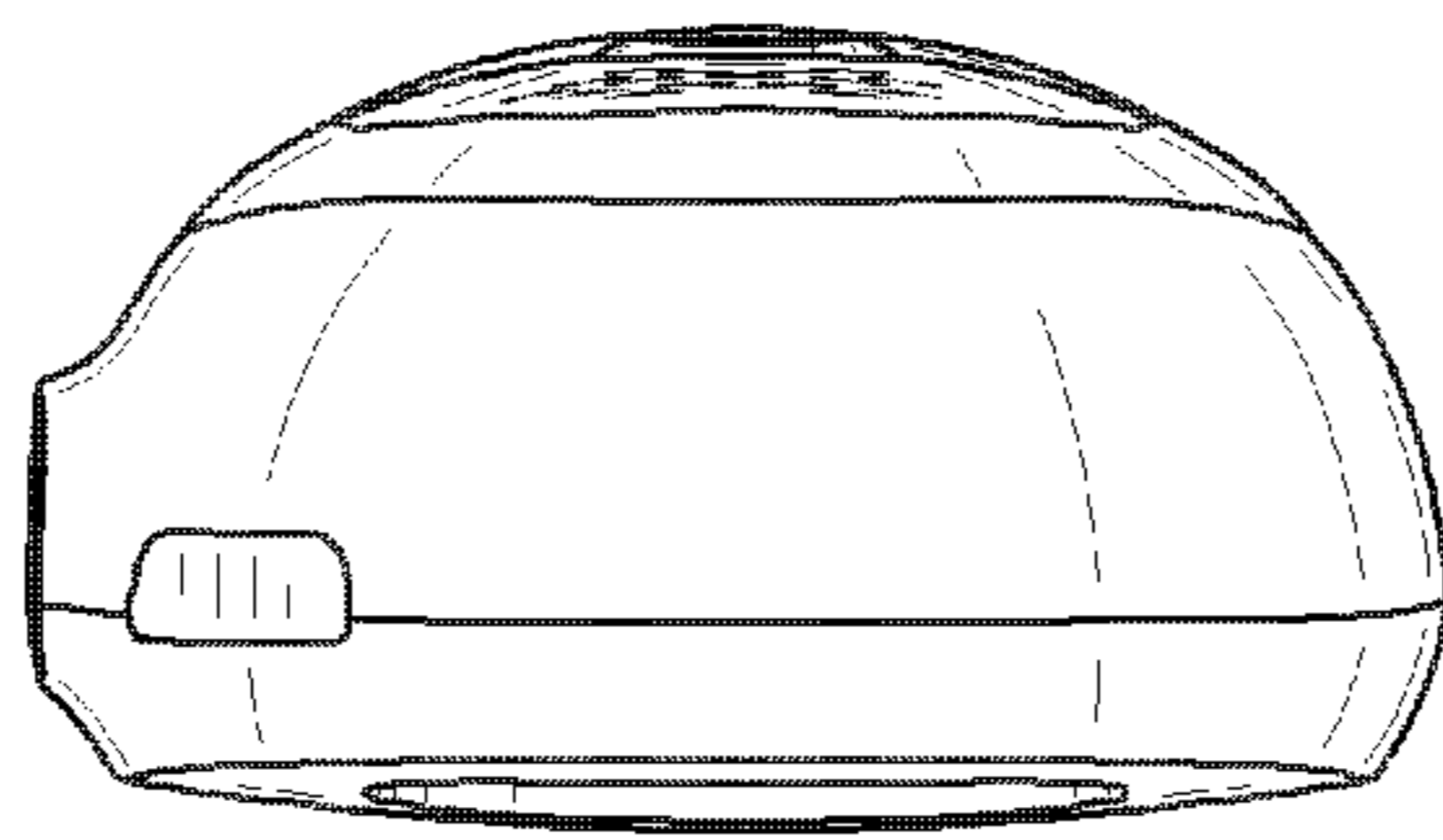


FIG. 7

