



US00D669435S

(12) **United States Design Patent**
Moore et al.

(10) **Patent No.:** **US D669,435 S**
(45) **Date of Patent:** **** Oct. 23, 2012**

(54) **ELECTRONIC DEVICE BATTERY LABEL**

(75) Inventors: **Shannon Tyler Moore**, Waterloo (CA);
Donald Somerset McKenzie, Waterloo
(CA); **Kevin Roy Sugden**, Toronto
(CA); **Amanda Adelaide Hancock**,
Waterloo (CA); **Todd Andrew Wood**,
Toronto (CA)

(73) Assignee: **Research In Motion Limited**, Waterloo,
Ontario (CA)

(**) Term: **14 Years**

(21) Appl. No.: **29/398,088**

(22) Filed: **Jul. 26, 2011**

(51) **LOC (9) Cl.** **13-02**

(52) **U.S. Cl.** **D13/119; D20/22**

(58) **Field of Classification Search** D13/102-106,
D13/110, 118-119, 184; 429/96-100, 163,
429/176; D20/22, 27; 283/81; 40/299.01,
40/638, 306, 310, 625-630, 27; 493/961
See application file for complete search history.

(56) **References Cited**

U.S. PATENT DOCUMENTS

D250,185 S * 11/1978 Kubrin et al. D13/199
D250,186 S * 11/1978 Pohoto et al. D13/199
D285,918 S * 9/1986 Anderson et al. D13/121

D388,051 S * 12/1997 Harada et al. D13/103
5,830,596 A * 11/1998 Weiss et al. 429/93
D403,297 S * 12/1998 Nakazawa D13/103
D437,617 S * 2/2001 Rosenthal D20/22
D469,471 S * 1/2003 Chaduc et al. D20/22
D504,109 S * 4/2005 Hagman et al. D13/103
D544,832 S * 6/2007 Hagman et al. D13/103
D546,276 S * 7/2007 Hagman et al. D13/103
D550,612 S * 9/2007 Harada et al. D13/103
7,396,613 B2 * 7/2008 Hiratsuka et al. 429/176
7,456,606 B1 * 11/2008 Legg 320/108
7,511,454 B1 * 3/2009 Legg 320/108
D593,158 S * 5/2009 Weber D20/22
7,976,981 B2 * 7/2011 Lee 429/176
2002/0034685 A1 * 3/2002 Sato et al. 429/176
2003/0031926 A1 * 2/2003 Farmer et al. 429/176
2004/0157027 A1 * 8/2004 Doomernik 428/40.1
2004/0248001 A1 * 12/2004 Hall et al. 429/176

* cited by examiner

Primary Examiner — Rosemary K Tarcza

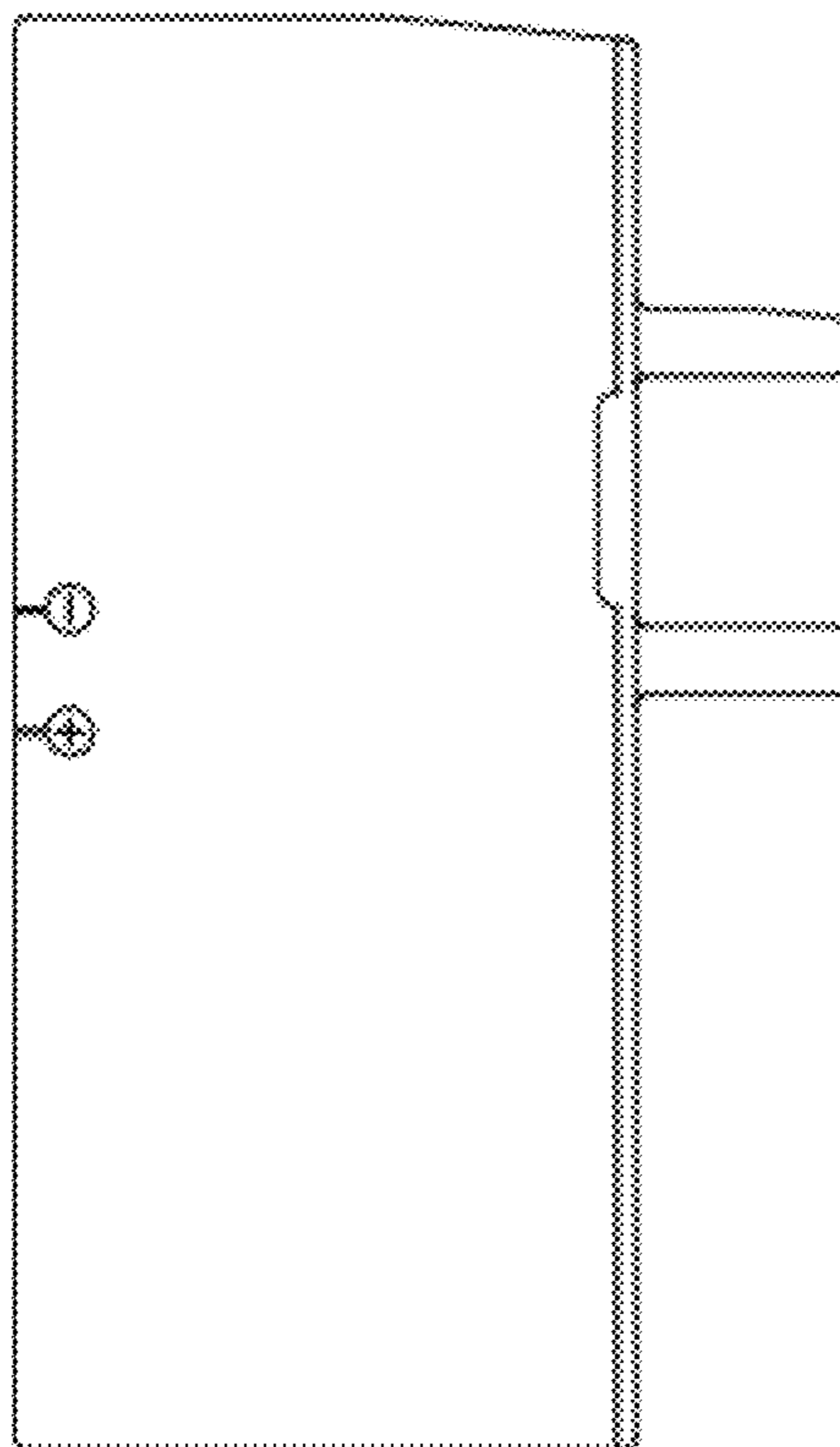
(57) **CLAIM**

We claim the ornamental design for an electronic device battery label, as shown and described.

DESCRIPTION

FIG. 1 is a front elevational view of an electronic device battery label; and,
FIG. 2 is a back elevational view of the electronic device battery label.

1 Claim, 1 Drawing Sheet



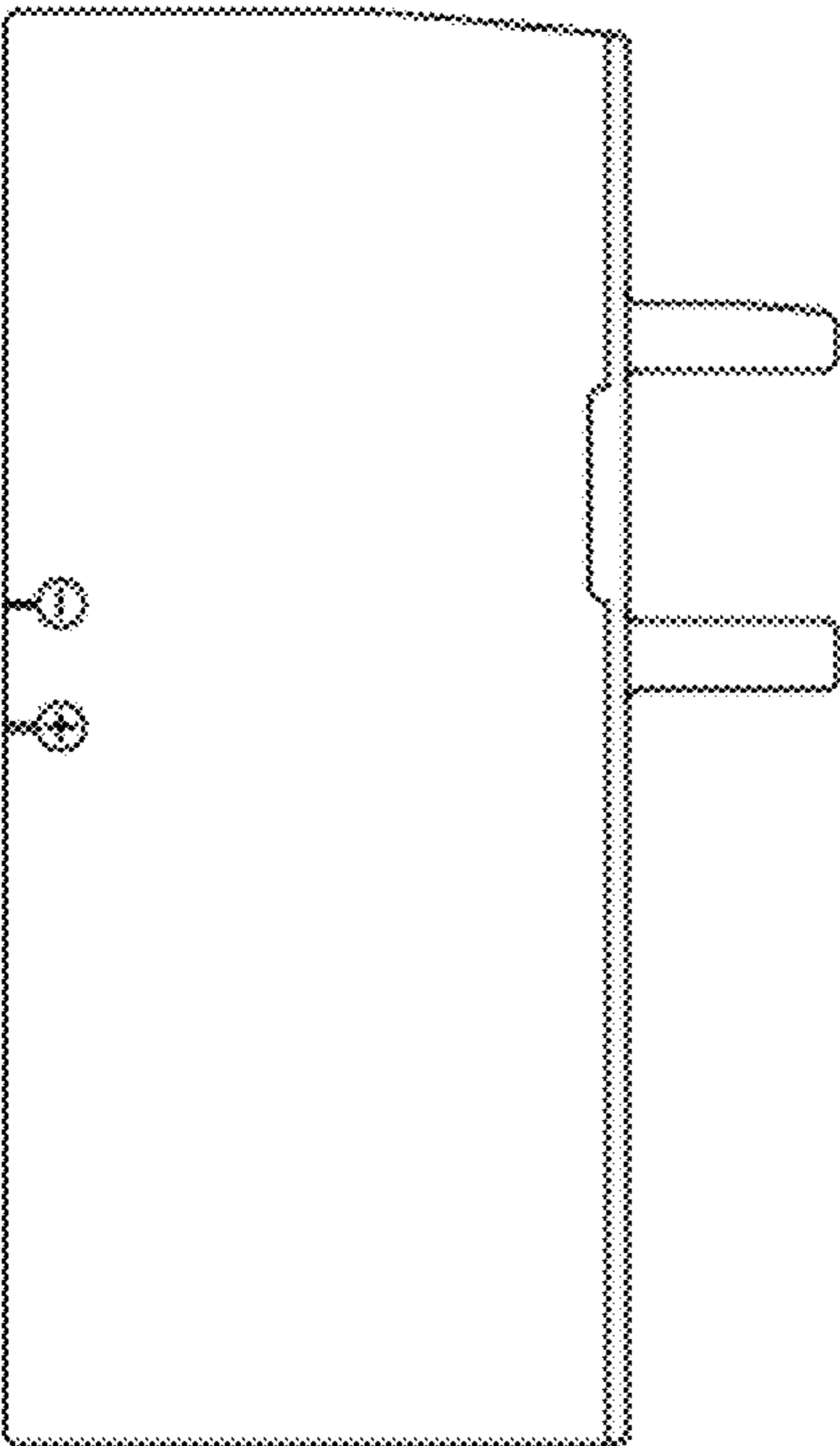


FIG. 1

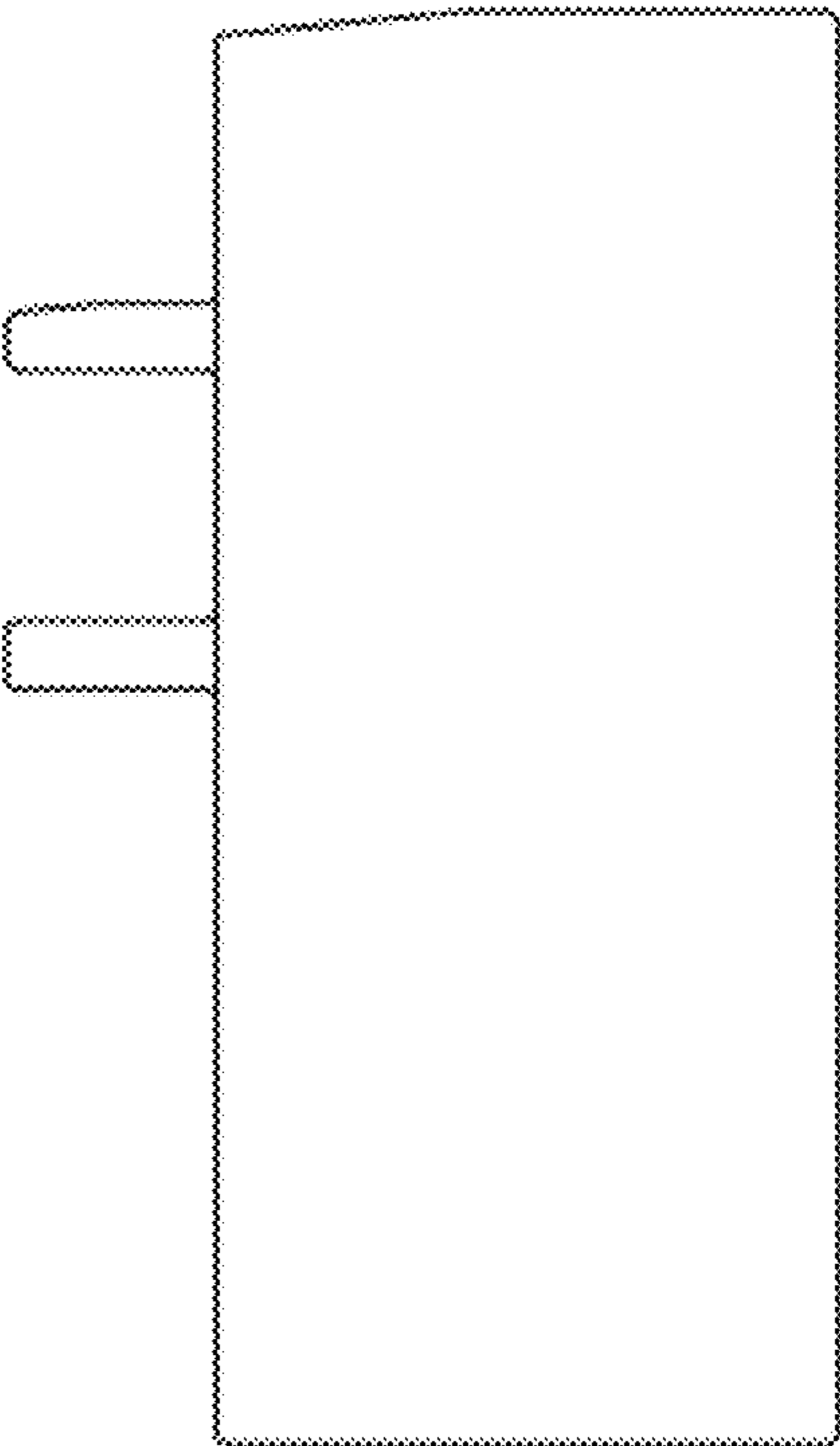


FIG. 2