



US00D669420S

(12) **United States Design Patent**
Barrett et al.

(10) **Patent No.:** **US D669,420 S**

(45) **Date of Patent:** **** Oct. 23, 2012**

(54) **TIRE TREAD**

(75) Inventors: **Matthew Barrett**, Simpsonville, SC (US); **Scott Norville**, Greer, SC (US)

(73) Assignees: **Compagnie Generale des Etablissements Michelin**, Clermont-Ferrand (FR); **Michelin Recherche et Technique**, Granges-Paccot (CH)

(**) Term: **14 Years**

(21) Appl. No.: **29/380,240**

(22) Filed: **Dec. 2, 2010**

(51) **LOC (9) Cl.** **12-16**

(52) **U.S. Cl.** **D12/583**

(58) **Field of Classification Search** D12/568-603;
152/209.1-209.28

See application file for complete search history.

(56) **References Cited**

U.S. PATENT DOCUMENTS

D535,939	S	*	1/2007	Gordon et al.	D12/583
D555,080	S		11/2007	Radulescu		
D601,083	S	*	9/2009	Williamson et al.	D12/583
D606,931	S		12/2009	Radulescu et al.		
D615,027	S	*	5/2010	Williamson et al.	D12/583
D619,083	S	*	7/2010	Reim et al.	D12/583
D645,394	S	*	9/2011	De Staercke et al.	D12/583
D646,215	S	*	10/2011	De Staercke et al.	D12/583

OTHER PUBLICATIONS

Michelin XDN2 tire, www.michelintruck.com, at least May 19, 2010.

Michelin X One XDN2 tire, www.michelintruck.com, at least May 19, 2010.

Michelin X One XDA Energy tire, www.michelintruck.com, at least Aug. 18, 2010.

* cited by examiner

Primary Examiner — George D Kirschbaum

(74) *Attorney, Agent, or Firm* — Dority & Manning, P.A.

(57) **CLAIM**

The ornamental design for a tire tread, as shown and described.

DESCRIPTION

FIG. 1 is a perspective view of a tire tread showing our new design, it being understood that the tread pattern repeats circumferentially throughout the outer circumference and shoulder of the tire, the opposite side perspective being identical thereto;

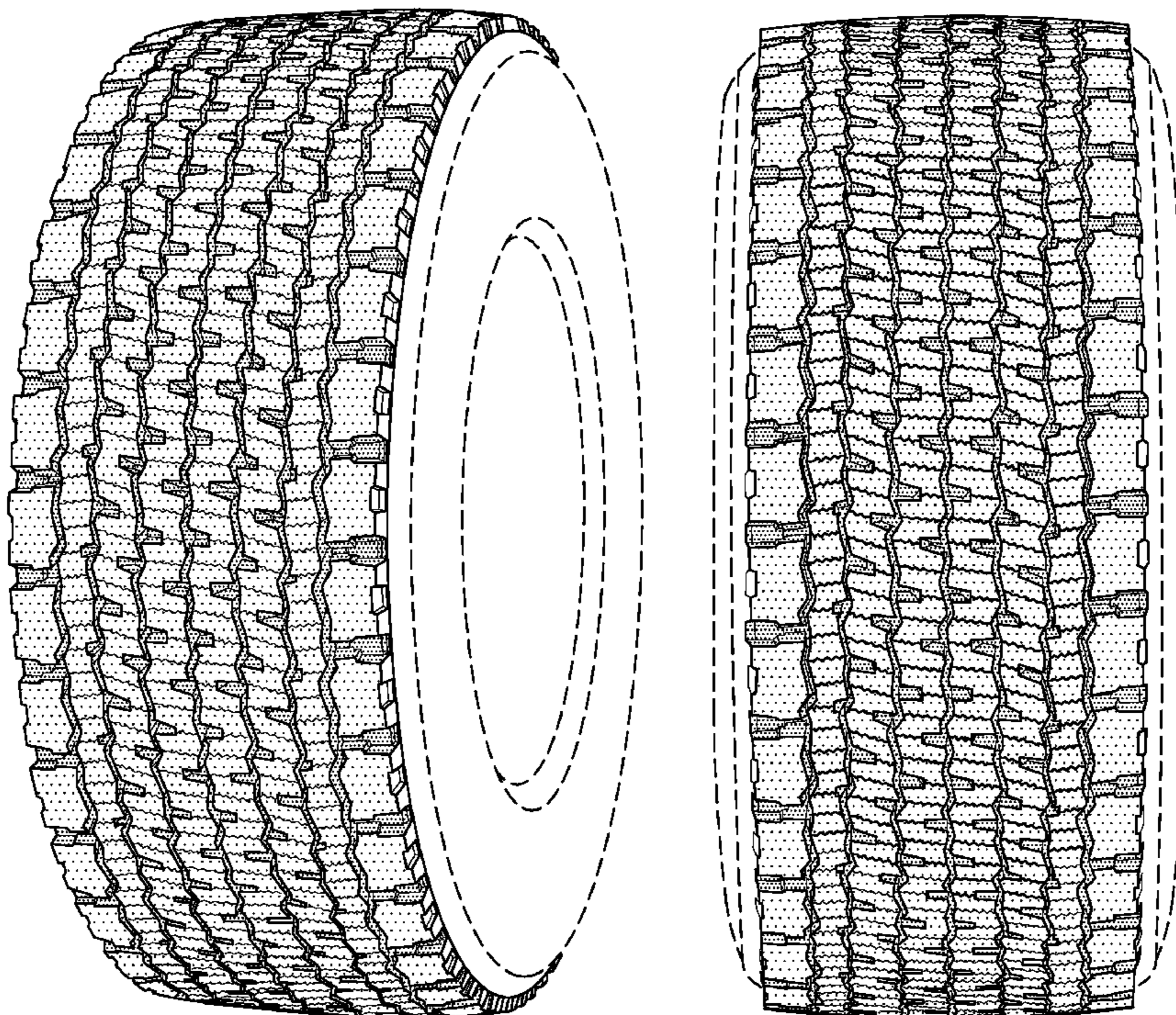
FIG. 2 is a front elevation view thereof;

FIG. 3 is a side elevation view of the right side thereof; and,

FIG. 4 is a side elevation view of the left side thereof.

In the drawings, the dark stippled surface shading represents the recessed groove portions of the tire tread having a depth as best illustrated along the top and bottom edges of FIG. 2. In the drawings, the broken line disclosure of the tire sidewall and inner bead depicts environmental structure and forms no part of the claimed design.

1 Claim, 4 Drawing Sheets



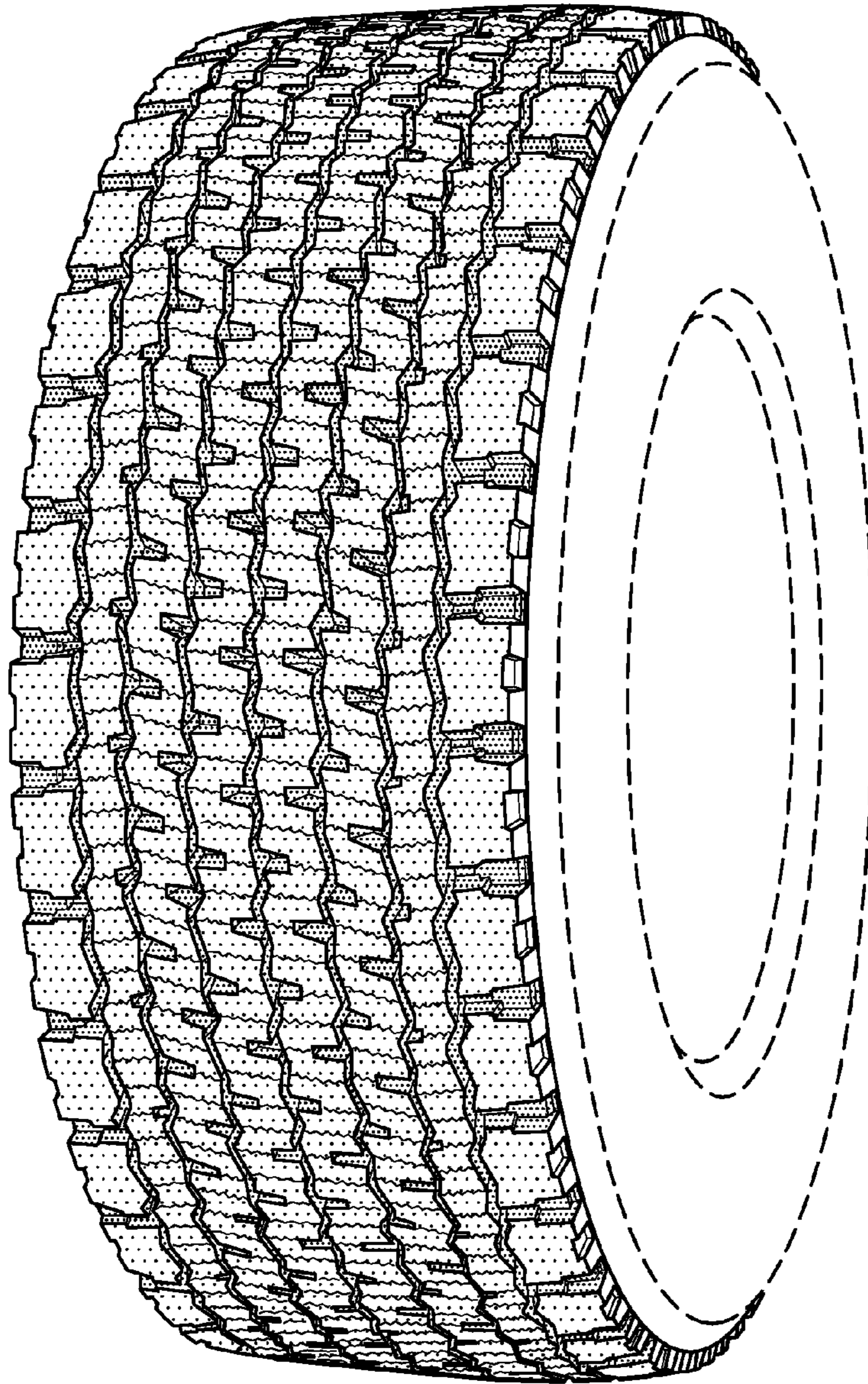


Fig. 1

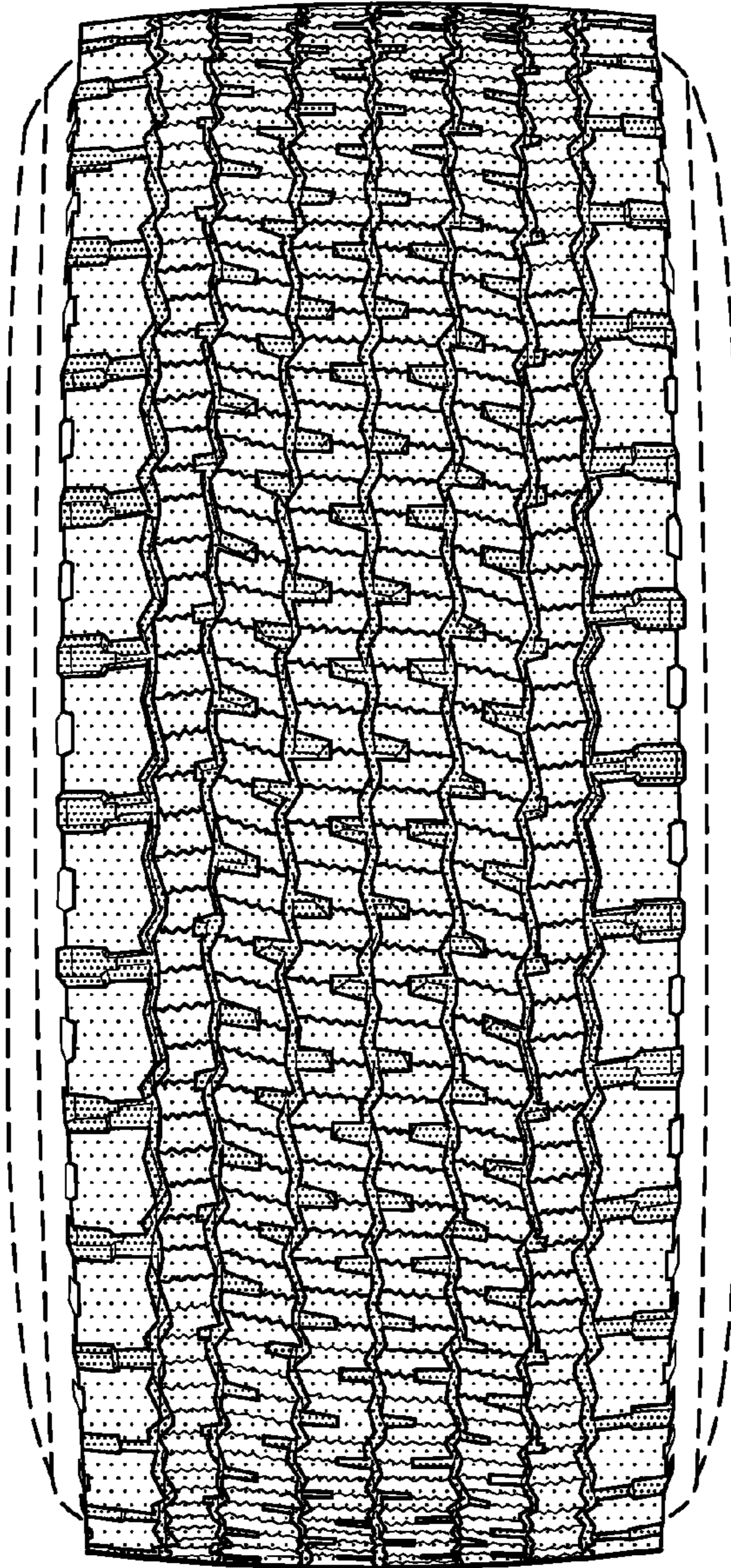


Fig. 2

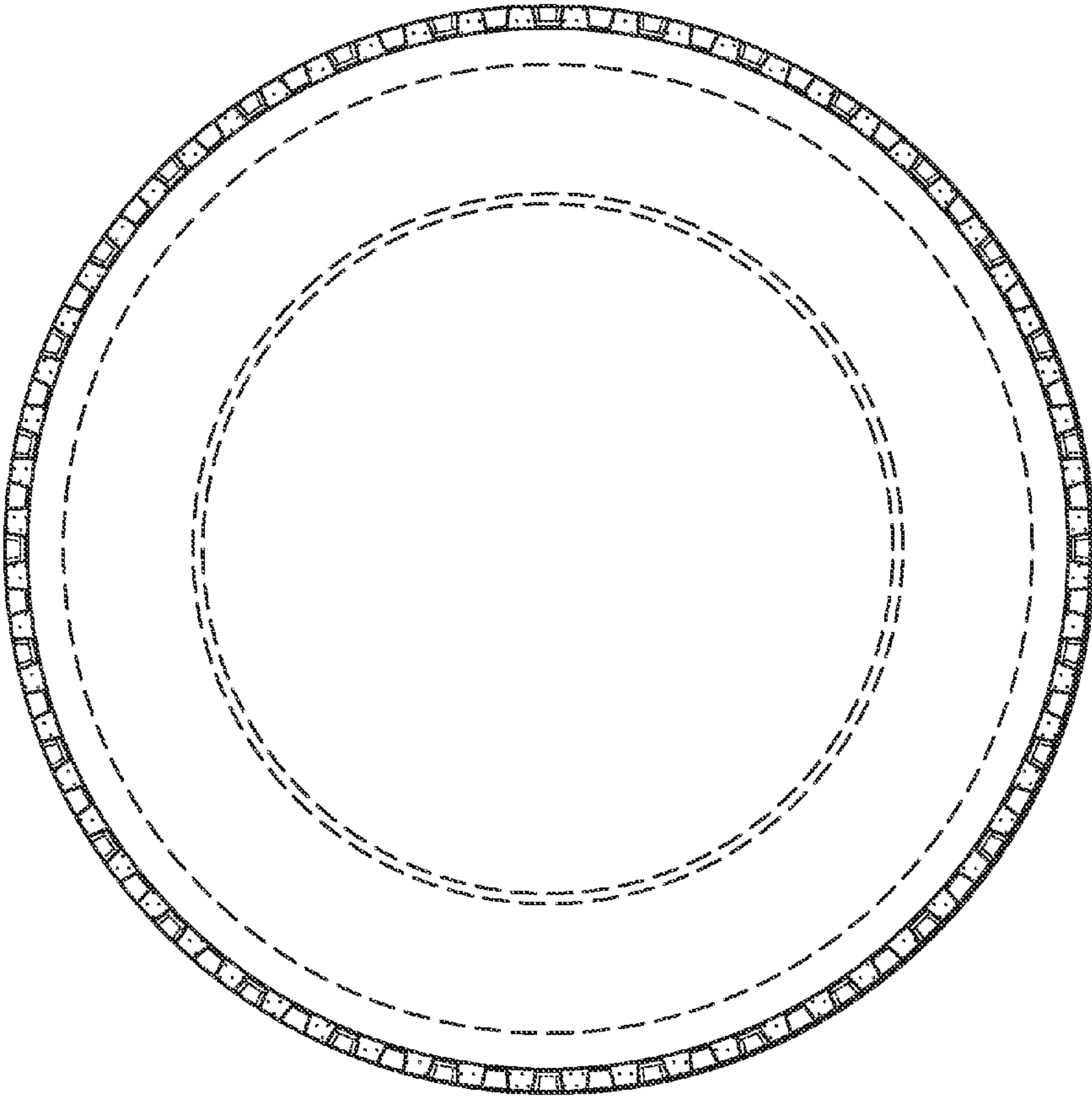


Fig. 3

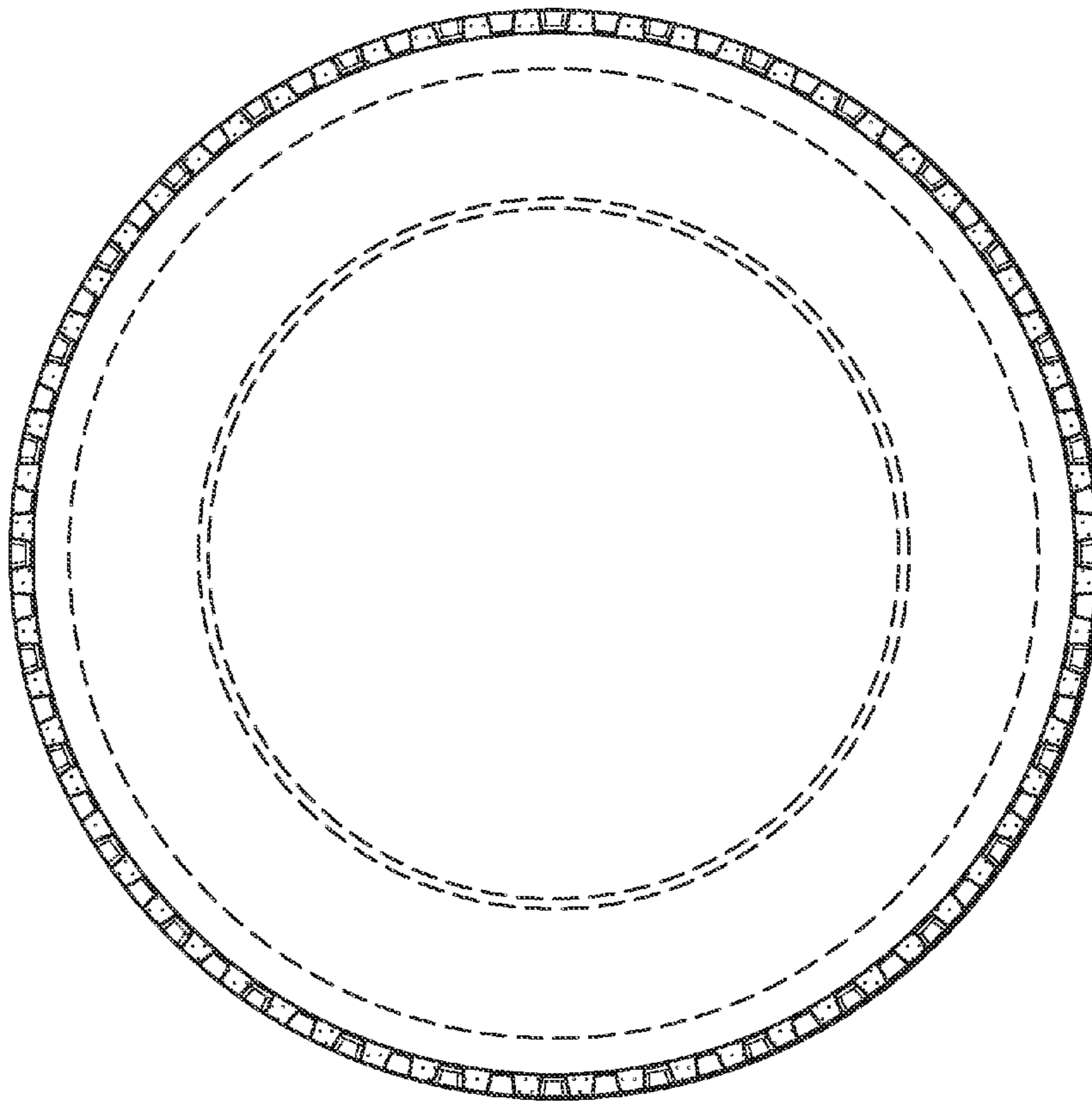


Fig. 4