

US00D669416S

(12) **United States Design Patent**
Cano et al.

(10) **Patent No.:** **US D669,416 S**
(45) **Date of Patent:** **** Oct. 23, 2012**

(54) **PNEUMATIC TIRE**

(75) Inventors: **Daniel Cano**, Gerzat (FR); **Sébastien Fugier**, Greer, SC (US); **Arnaud Frappart**, Clermont-Ferrand (FR)

(73) Assignees: **Societe de Technologie Michelin**, Clermont-Ferrand (FR); **Michelin Recherche et Technique S.A.**, Granges-Paccot (CH)

(**) Term: **14 Years**

(21) Appl. No.: **29/416,813**

(22) Filed: **Mar. 27, 2012**

(30) **Foreign Application Priority Data**

Sep. 27, 2011 (FR) 11 4630

(51) **LOC (9) Cl.** **12-15**

(52) **U.S. Cl.** **D12/553; D12/552**

(58) **Field of Classification Search** D12/533-567,
D12/588, 900-901;
152/209.1-209.9, 209.11-209.19, 209.21-209.28,
152/455

See application file for complete search history.

(56) **References Cited**

U.S. PATENT DOCUMENTS

D390,512 S * 2/1998 Eromaki D12/553
D491,129 S * 6/2004 Maxwell D12/553
D503,373 S * 3/2005 Marazzi et al. D12/553
D503,374 S * 3/2005 Maxwell et al. D12/553

D531,955 S * 11/2006 Fontaine et al. D12/553
D548,679 S * 8/2007 de Briey-Terlinden D12/553
D579,861 S * 11/2008 Haas et al. D12/553
D595,639 S * 7/2009 de Briey-Terlinden D12/553
D597,476 S * 8/2009 de Briey-Terlinden D12/553
D601,946 S * 10/2009 Fontaine et al. D12/553
D606,927 S * 12/2009 Kang D12/552
D610,964 S * 3/2010 Dixon et al. D12/552
D615,479 S * 5/2010 Lee D12/552

* cited by examiner

Primary Examiner — Stacia Cadmus

(74) *Attorney, Agent, or Firm* — Buchanan Ingersoll & Rooney PC

(57) **CLAIM**

The ornamental design for a pneumatic tire, as shown and described.

DESCRIPTION

FIG. 1 is a perspective view of a pneumatic tire showing our new design.

FIG. 2 is a front elevational view thereof.

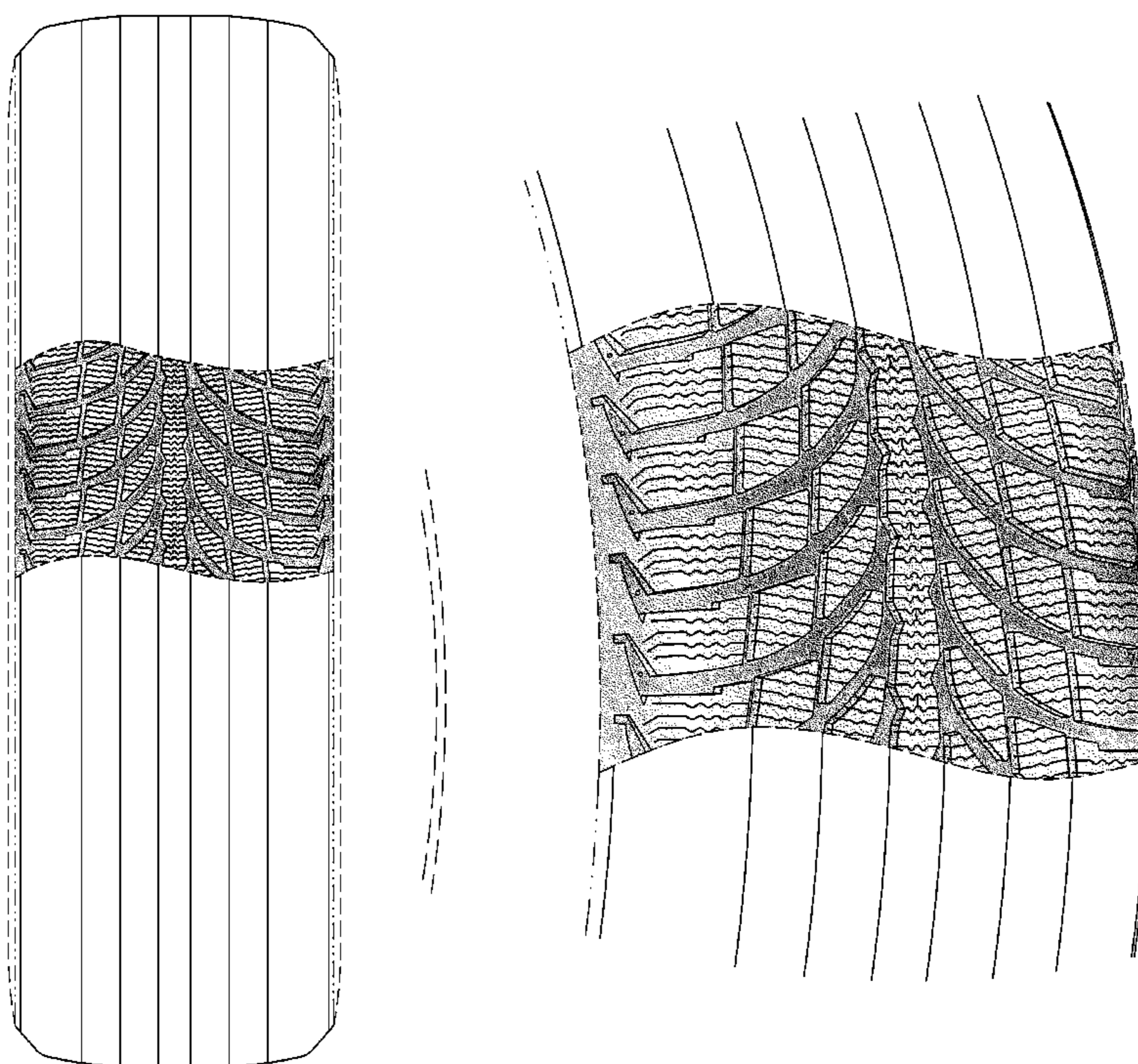
FIG. 3 is a side elevational view thereof, the other side being a mirror image; and,

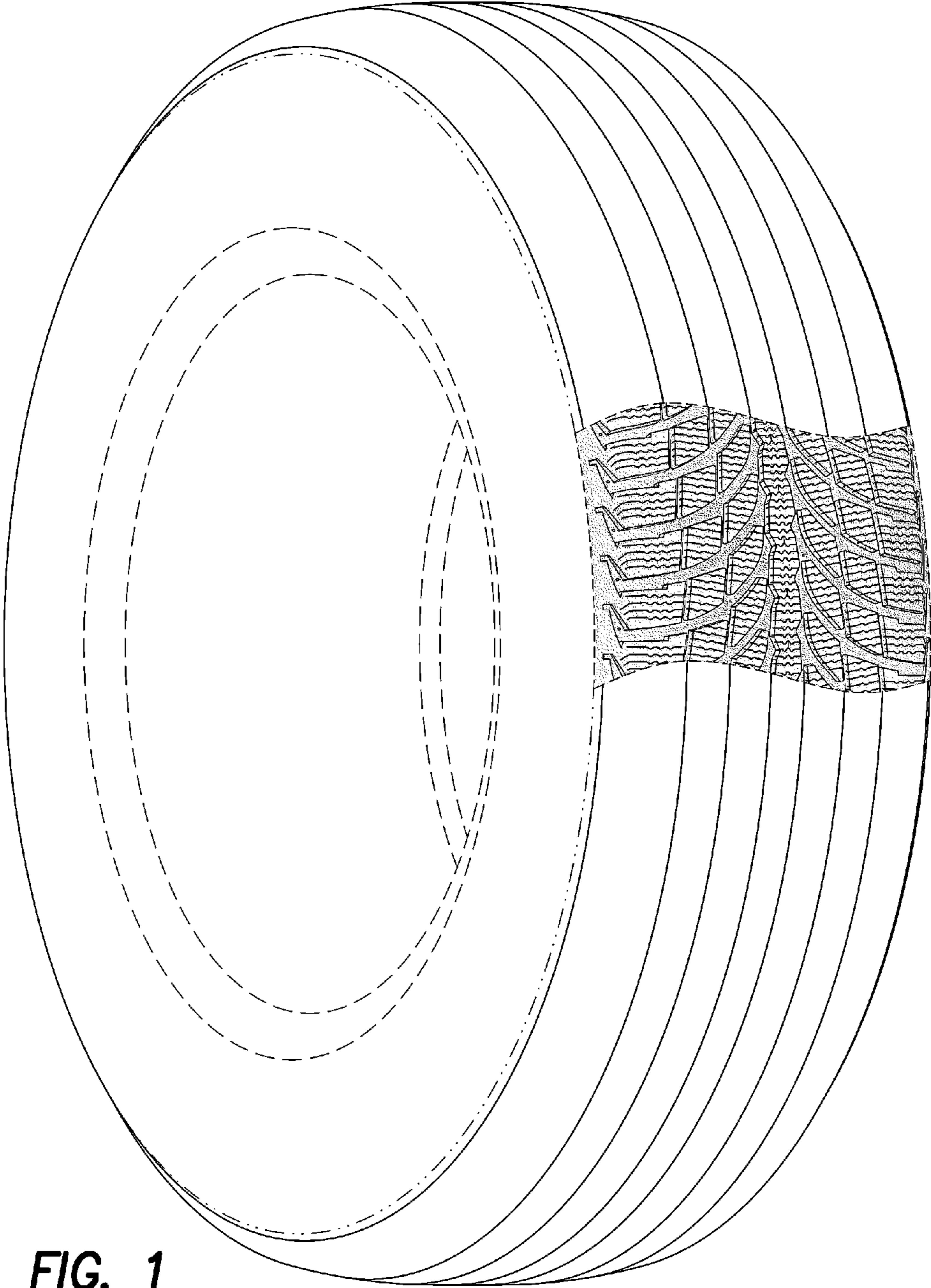
FIG. 4 is an enlarged perspective view thereof.

In the drawings, the broken lines defining the sidewall, inner bead and the unclaimed sidewall depict environmental subject matter that forms no part of the claimed design.

The tread pattern is understood to repeat uniformly throughout the circumference of the tire, as shown schematically in solid lines.

1 Claim, 4 Drawing Sheets





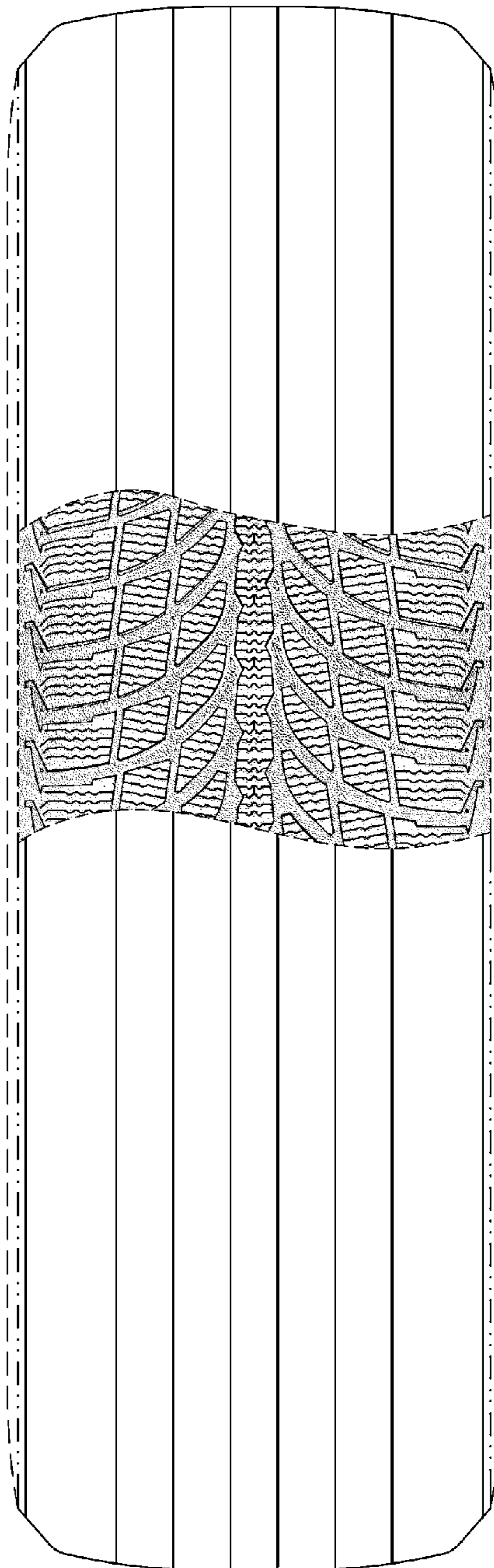


FIG. 2

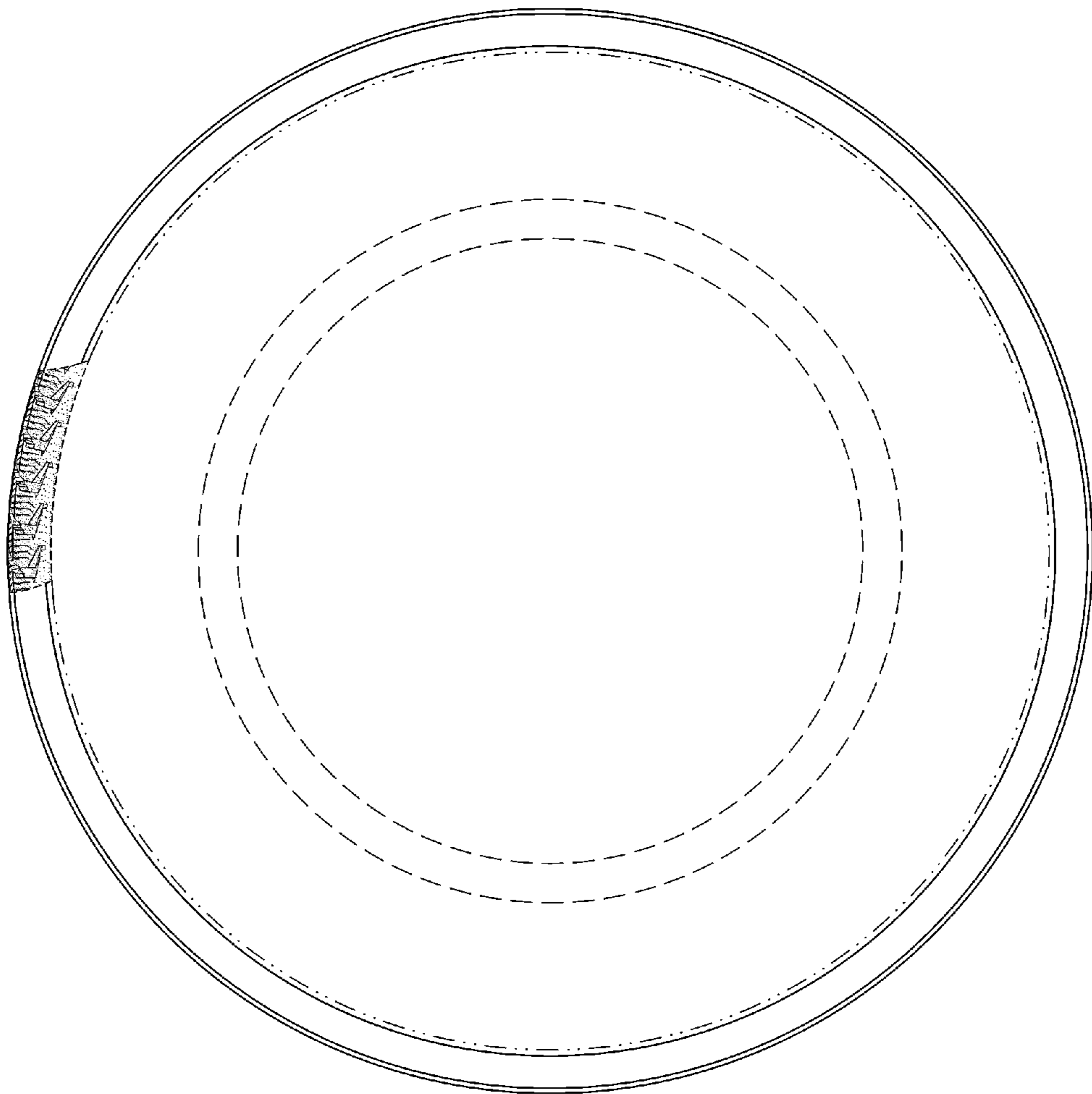


FIG. 3

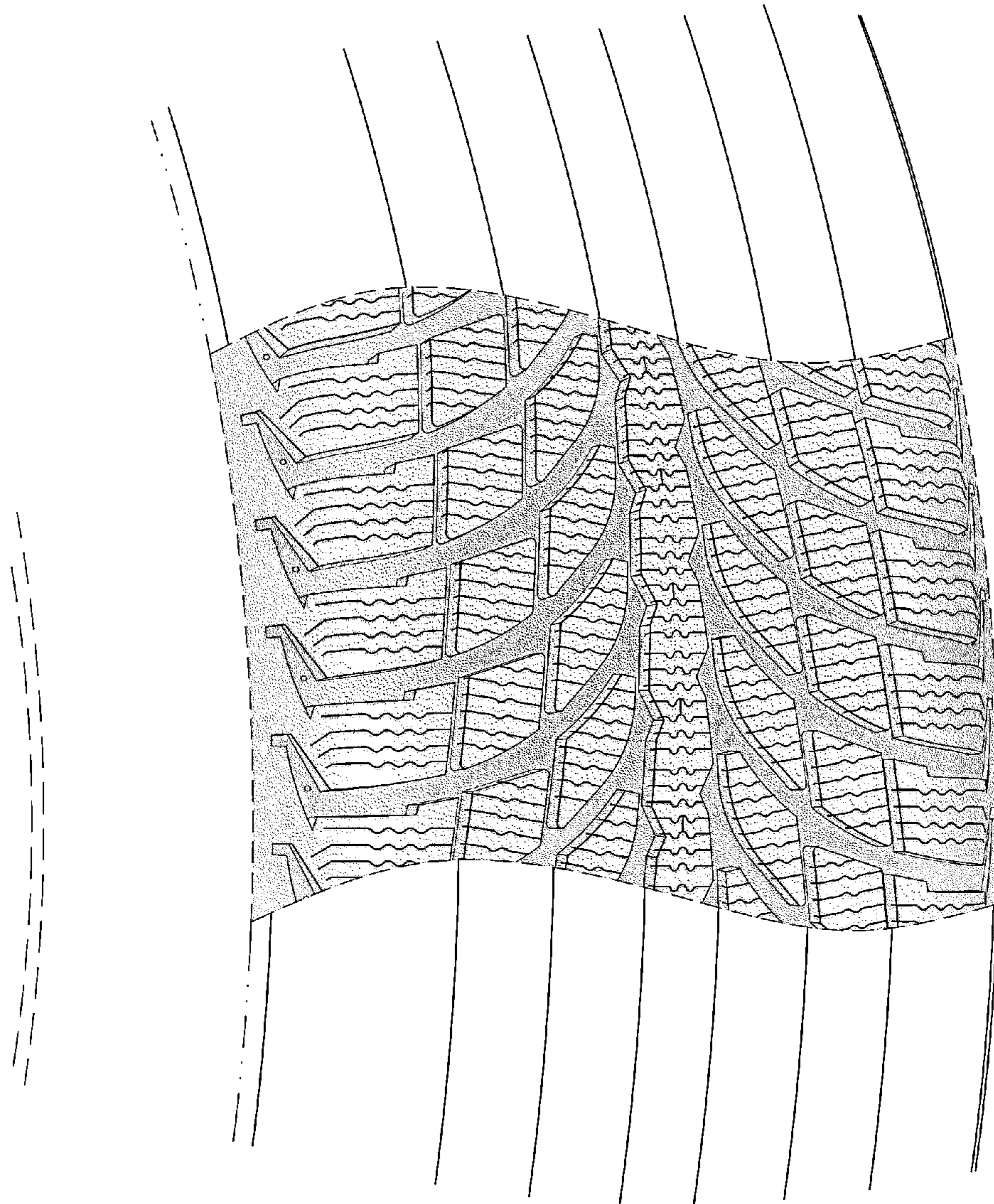


FIG. 4