



US00D669411S

(12) **United States Design Patent**
Lyons

(10) **Patent No.:** **US D669,411 S**

(45) **Date of Patent:** **** Oct. 23, 2012**

(54) **MOTORCYCLE ORNAMENT**

(76) Inventor: **Michael Lyons**, El Cajon, CA (US)

(**) Term: **14 Years**

(21) Appl. No.: **29/413,758**

(22) Filed: **Feb. 20, 2012**

(51) **LOC (9) Cl.** **12-16**

(52) **U.S. Cl.** **D12/213**

(58) **Field of Classification Search** D12/204-213,
D12/400, 220, 194, 197, 126, 607, 114; 301/37.101,
301/64.101, 65, 64.201, 110.5-110.6; D8/387,
D8/397; D9/441, 451; D13/127; 340/432,
340/305

See application file for complete search history.

(56) **References Cited**

U.S. PATENT DOCUMENTS

| | | | |
|--------------|---------|---------------|---------|
| D11,786 S | 5/1880 | Cuppers | |
| D40,418 S | 12/1909 | Stevens | |
| D53,467 S * | 6/1919 | Rustant | D9/441 |
| D77,750 S | 2/1929 | Devereaux | |
| D138,322 S | 7/1944 | Melichar | |
| D198,458 S * | 6/1964 | Scherer | D12/197 |
| D333,254 S | 2/1993 | Ringle | |
| D356,944 S | 4/1995 | Spaulding | |
| D371,956 S | 7/1996 | Steffes | |
| D379,000 S | 4/1997 | Choi | |
| D430,997 S | 9/2000 | Magnusson | |
| D445,486 S | 7/2001 | Reid et al. | |
| D458,890 S * | 6/2002 | Hsieh | D12/220 |
| D470,095 S * | 2/2003 | Wang et al. | D12/220 |
| D476,286 S * | 6/2003 | Chung | D12/213 |
| D478,033 S * | 8/2003 | Tsai | D12/220 |
| D482,267 S | 11/2003 | Lee | |
| D492,636 S * | 7/2004 | Schultz | D12/213 |
| 6,899,402 B2 | 5/2005 | Chiang et al. | |

| | | | |
|----------------|---------|-------------------|---------|
| D505,898 S * | 6/2005 | Marchese et al. | D12/400 |
| D523,739 S * | 6/2006 | Williams | D8/397 |
| D528,947 S * | 9/2006 | Carli et al. | D12/126 |
| D540,241 S * | 4/2007 | Plumer | D12/213 |
| 7,307,516 B2 * | 12/2007 | Wiegner | 340/432 |
| D569,775 S * | 5/2008 | Huang | D12/197 |
| D576,938 S * | 9/2008 | Moon | D12/343 |
| D582,343 S * | 12/2008 | Frazier | D13/127 |
| D618,994 S | 7/2010 | Suzuki | |
| D624,457 S * | 9/2010 | McCullough | D12/114 |
| D638,698 S | 5/2011 | Sprinkmann et al. | |
| D649,916 S * | 12/2011 | McCullough | D12/114 |

* cited by examiner

Primary Examiner — Stacia Cadmus

(74) *Attorney, Agent, or Firm* — QuickPatents, Inc.; Kevin Prince

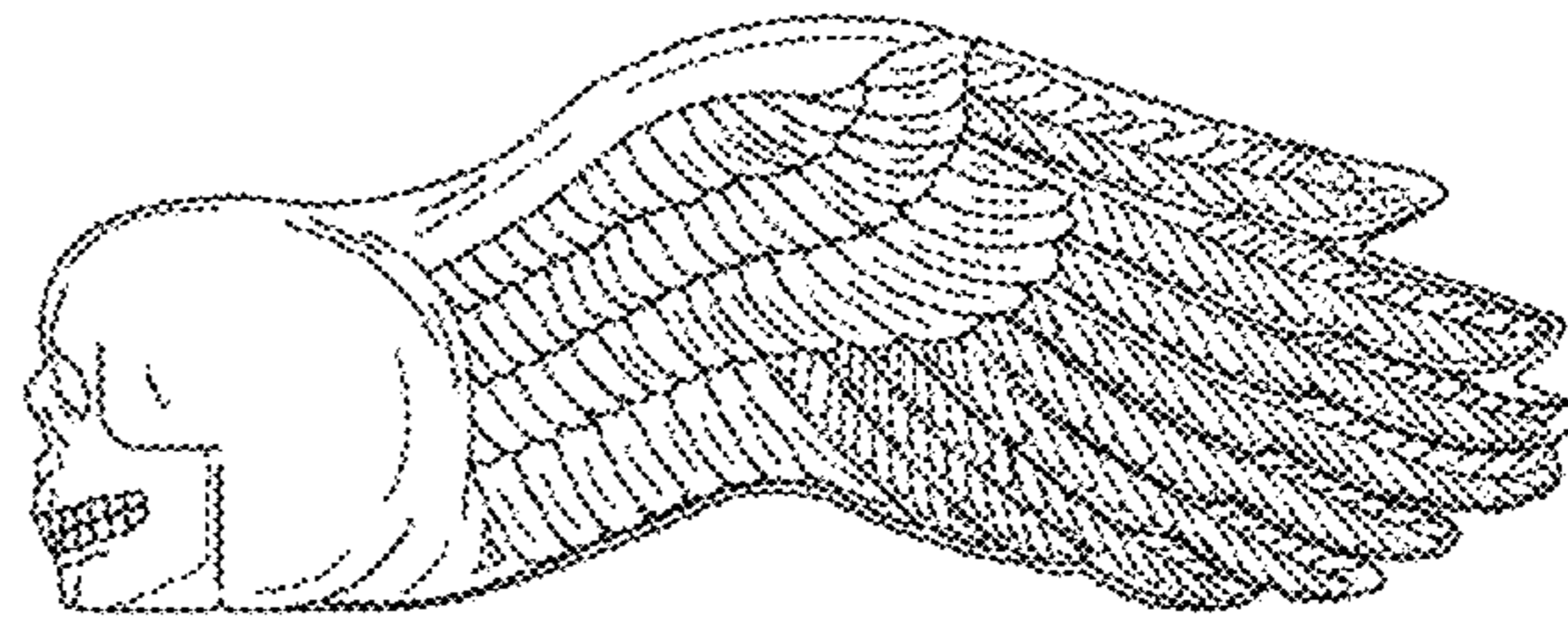
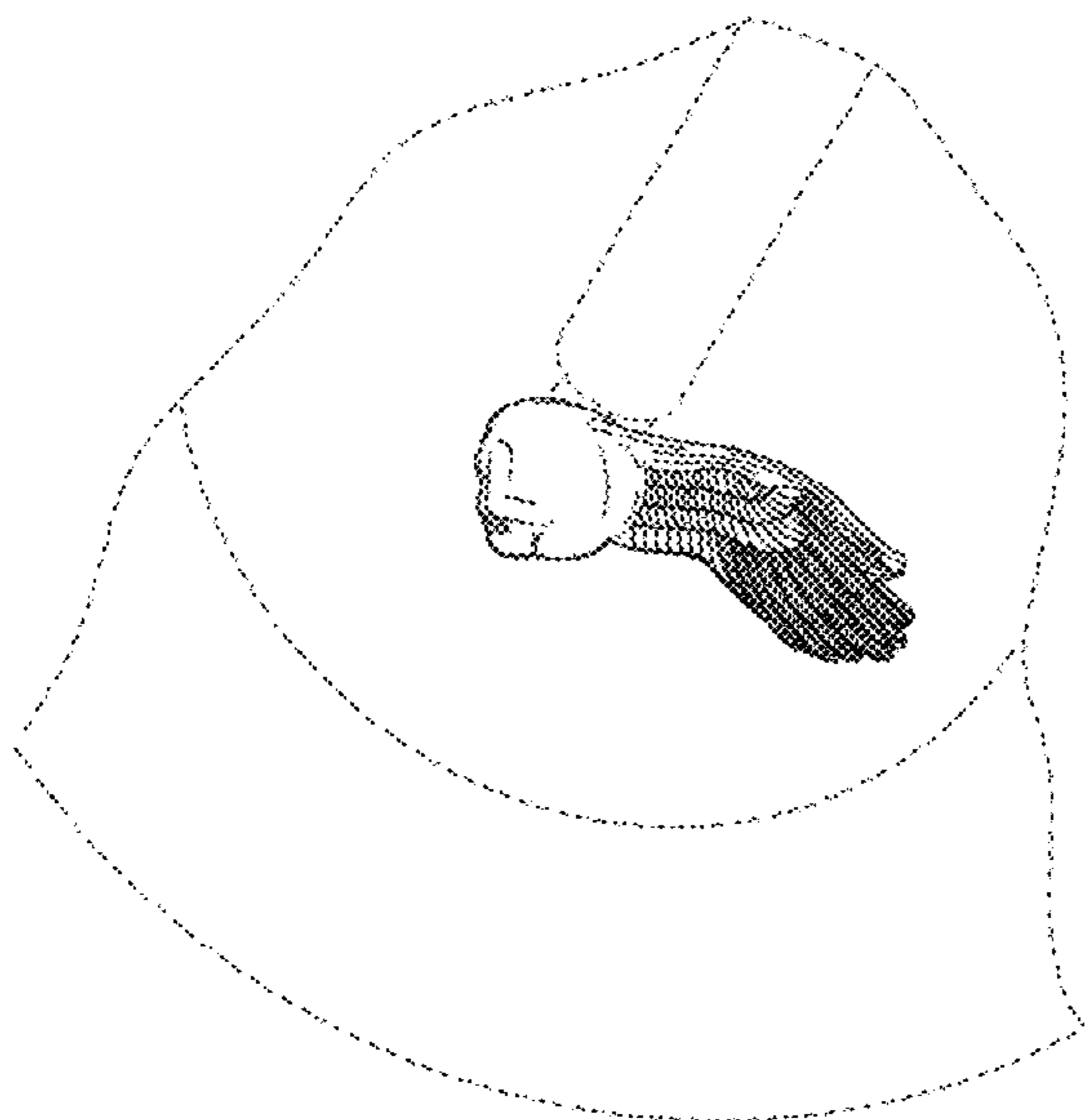
(57) **CLAIM**

I claim the ornamental design for a motorcycle ornament, as shown and described.

DESCRIPTION

FIG. 1 is a perspective view of a motorcycle ornament, showing my new design;
 FIG. 2 is a left-side elevational view thereof;
 FIG. 3 is a right-side elevational view thereof;
 FIG. 4 is a top plan view thereof;
 FIG. 5 is a bottom plan view thereof;
 FIG. 6 is a rear elevational view thereof; and,
 FIG. 7 is a front elevational view thereof.
 The broken lines showing a front motorcycle wheel in FIG. 1 and an aperture in FIG. 3 depict environmental matter and form no part of the claimed design.
 The motorcycle ornament is shown on an enlarged scale in FIGS. 2-7.

1 Claim, 3 Drawing Sheets



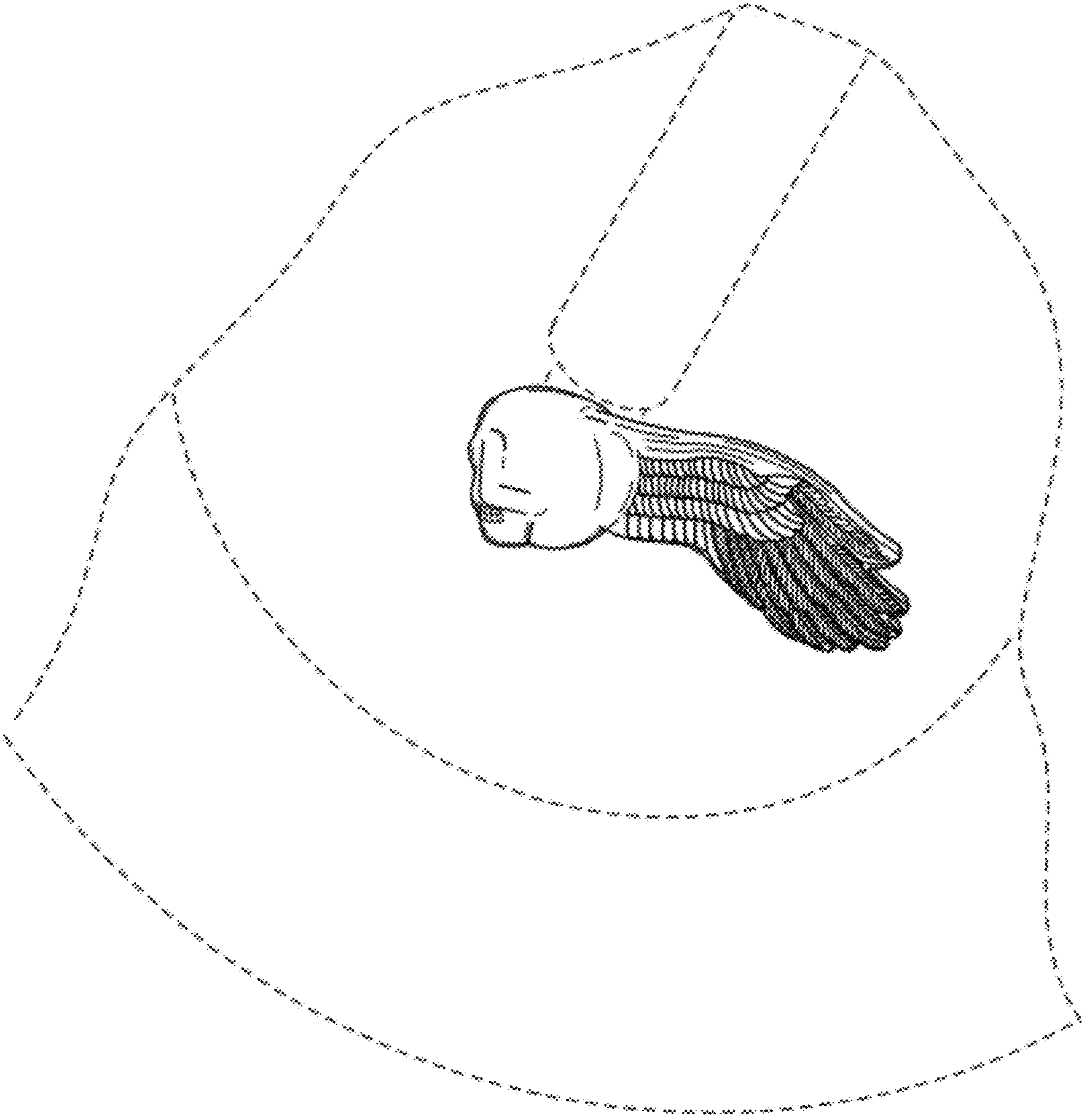


FIG. 1

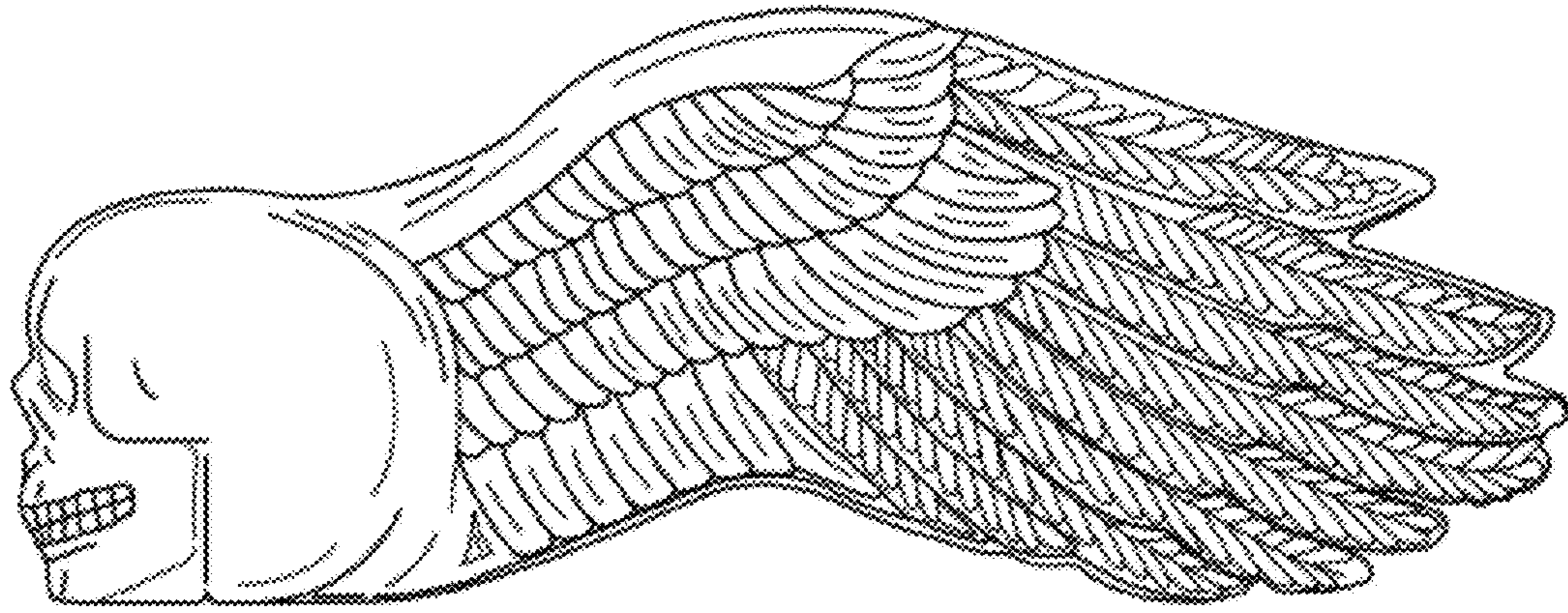


FIG. 2

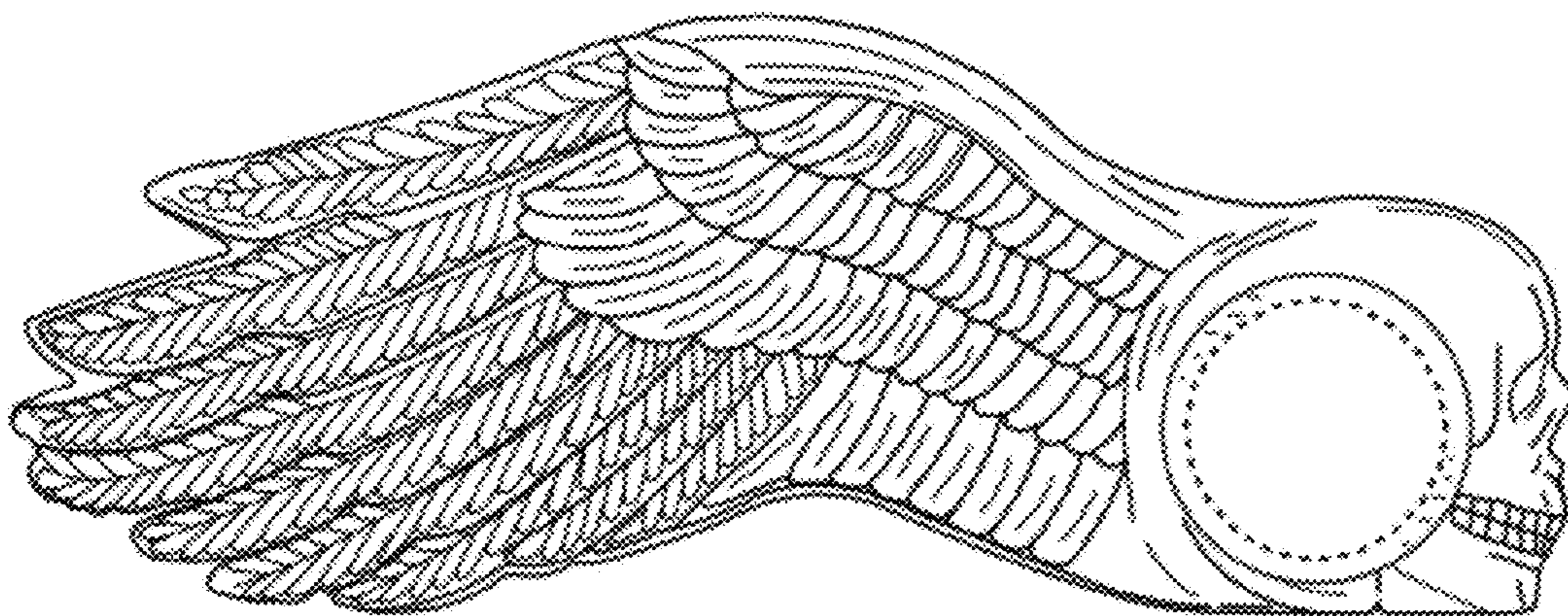


FIG. 3

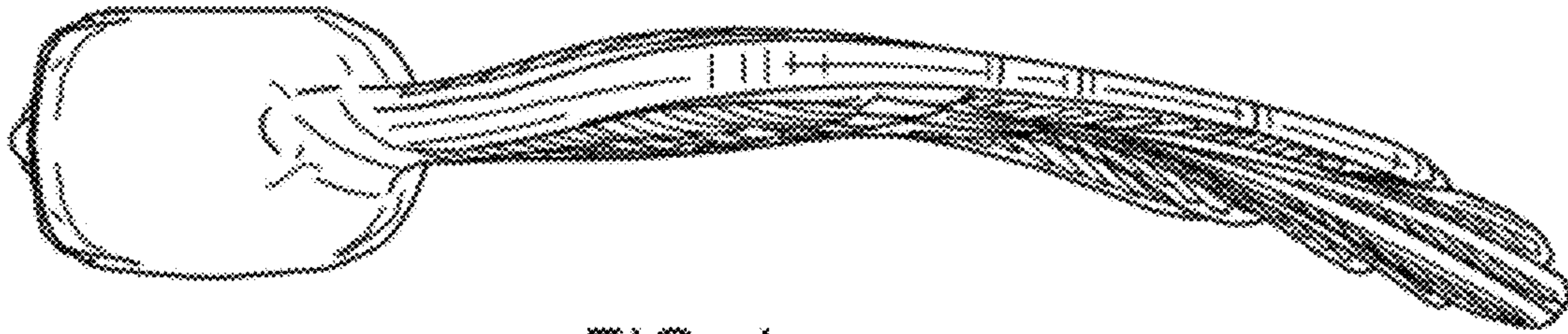


FIG. 4




FIG. 5

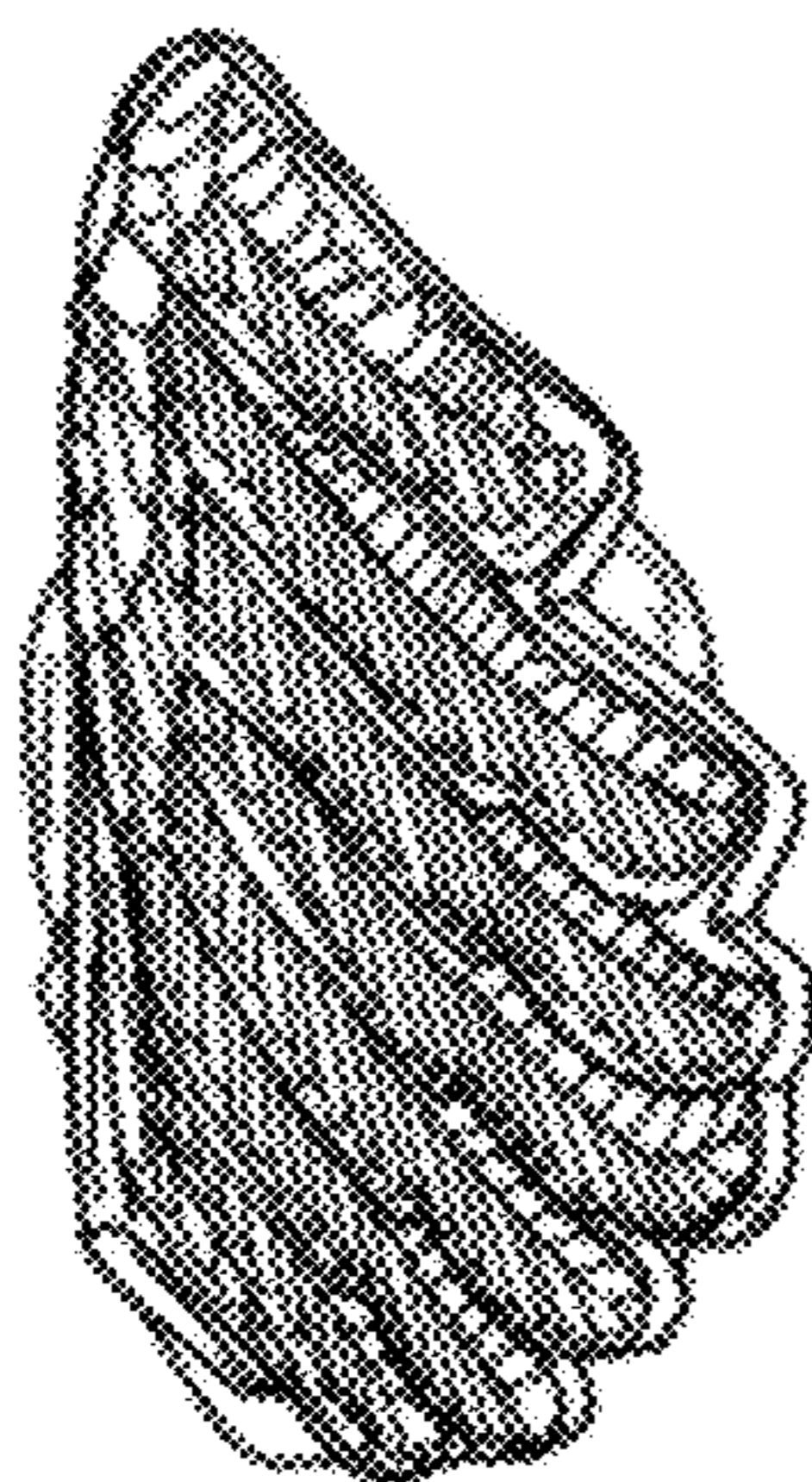


FIG. 6



FIG. 7