



US00D669408S

(12) **United States Design Patent**  
**Hans et al.**

(10) **Patent No.:** **US D669,408 S**

(45) **Date of Patent:** **\*\* Oct. 23, 2012**

(54) **WHEEL OR WHEEL COVER**

(75) Inventors: **Bernhard Hans**, Affalterbach (DE); **Kai Hilpert**, Affalterbach (DE)

(73) Assignee: **Daimler AG**, Stuttgart (DE)

(\*\*) Term: **14 Years**

(21) Appl. No.: **29/371,525**

(22) Filed: **Mar. 31, 2011**

(30) **Foreign Application Priority Data**

Oct. 1, 2010 (EM) ..... 001762378-0001

(51) **LOC (9) Cl.** ..... **12-16**

(52) **U.S. Cl.** ..... **D12/211**

(58) **Field of Classification Search** ..... D12/204-213;  
301/37.101, 64.101, 65, 64.201  
See application file for complete search history.

(56) **References Cited**

**U.S. PATENT DOCUMENTS**

D542,211 S \* 5/2007 Hieke ..... D12/211  
D544,823 S \* 6/2007 Hieke ..... D12/211  
D569,776 S \* 5/2008 Hieke ..... D12/211

D582,328 S \* 12/2008 Hieke ..... D12/209  
D604,221 S \* 11/2009 Krisch ..... D12/211  
D604,223 S \* 11/2009 Dilber ..... D12/211  
D618,150 S \* 6/2010 Hilpert ..... D12/209  
D649,106 S \* 11/2011 Hrabcak et al. .... D12/211  
D649,922 S \* 12/2011 Hans et al. .... D12/211  
D656,078 S \* 3/2012 Hans et al. .... D12/211

\* cited by examiner

*Primary Examiner* — Stacia Cadmus

(74) *Attorney, Agent, or Firm* — Crowell & Moring LLP

(57) **CLAIM**

The ornamental design for a wheel or wheel cover, as shown and described.

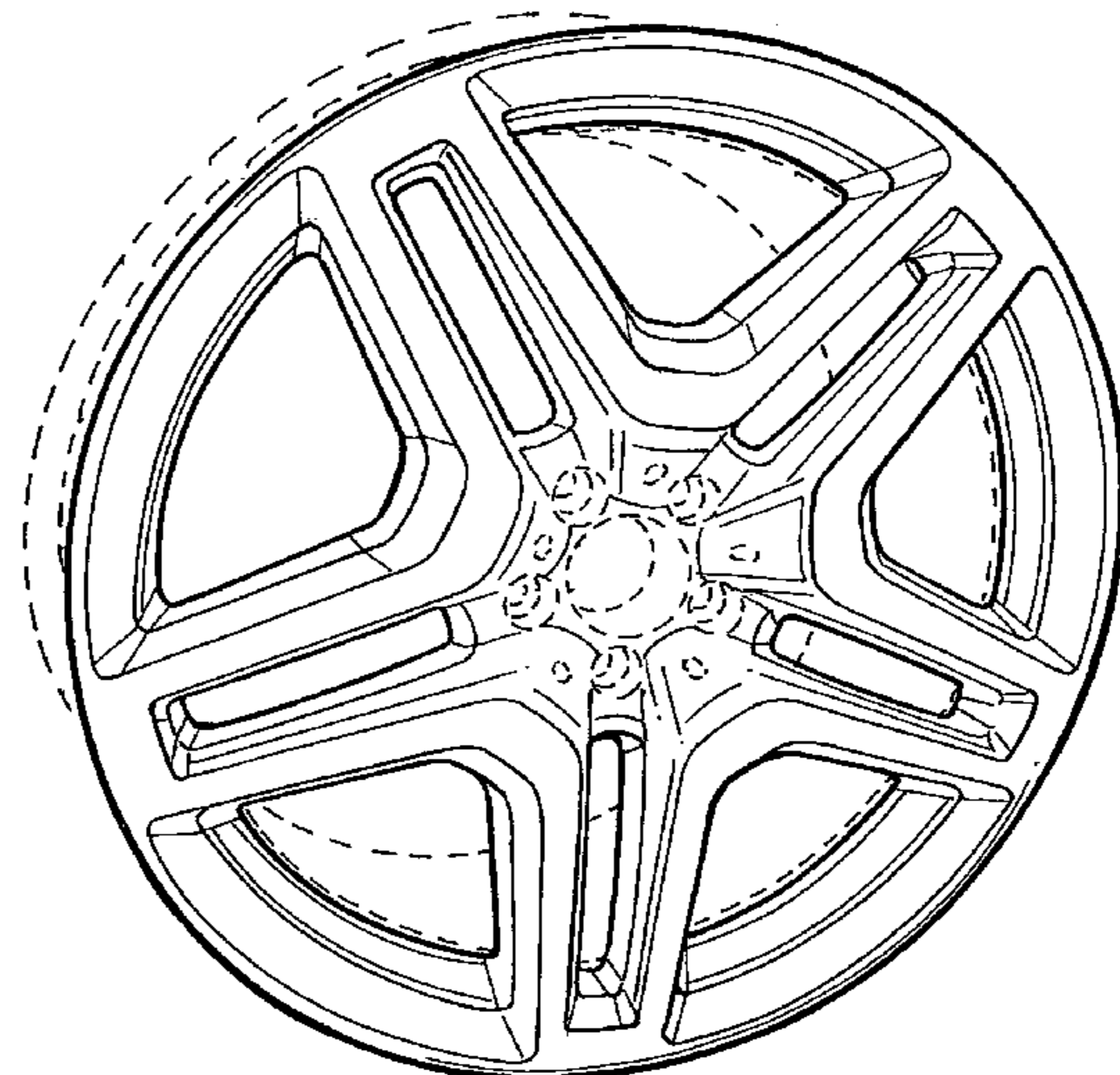
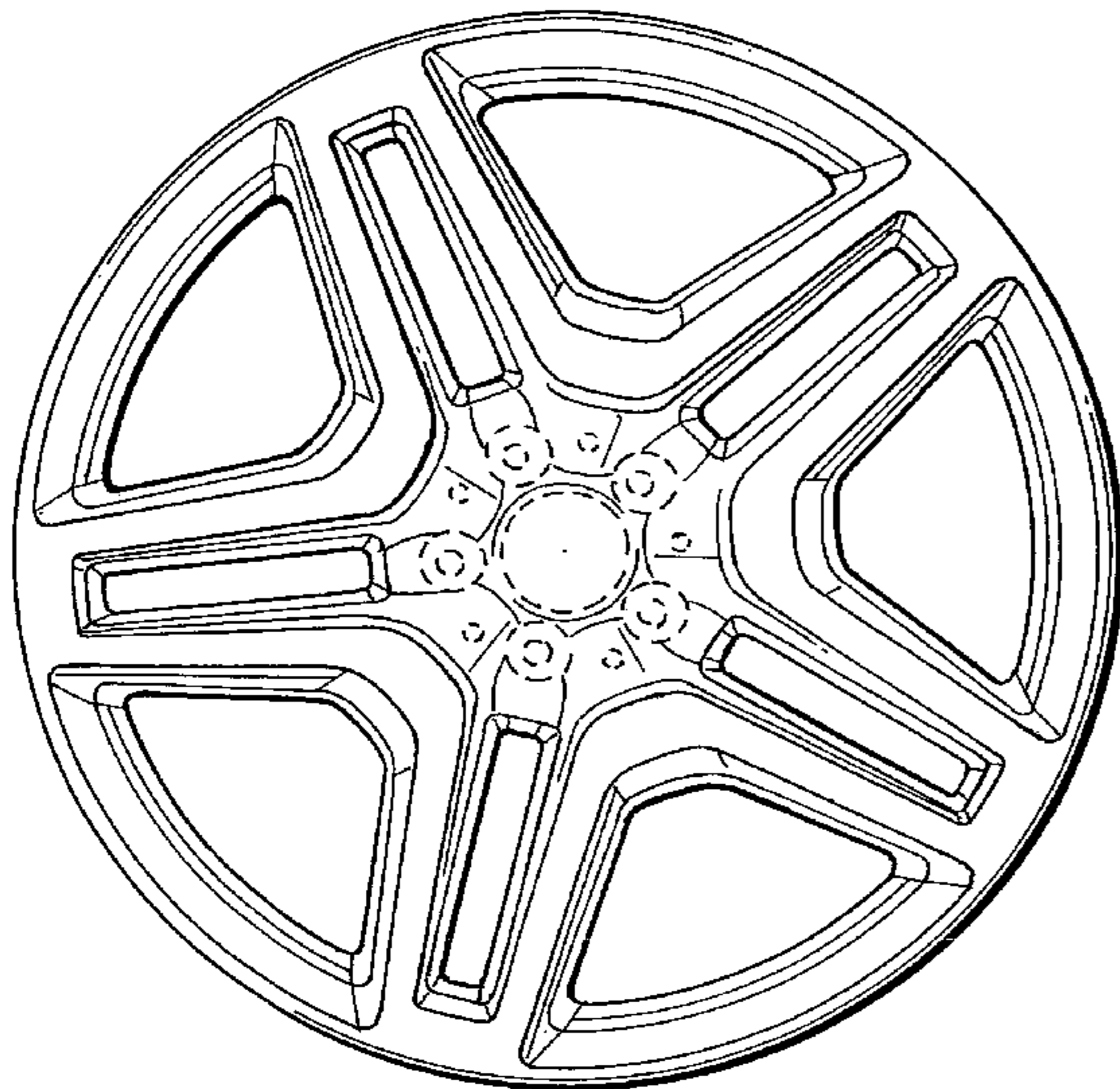
**DESCRIPTION**

FIG. 1 is a front view of a wheel or wheel cover according to our design; and,

FIG. 2 is a perspective view thereof.

The broken line showing of the rear of the wheel, and the bolt holes and center opening in the central hub area is included for the purpose of illustrating environment and forms no part of the claimed design.

**1 Claim, 1 Drawing Sheet**



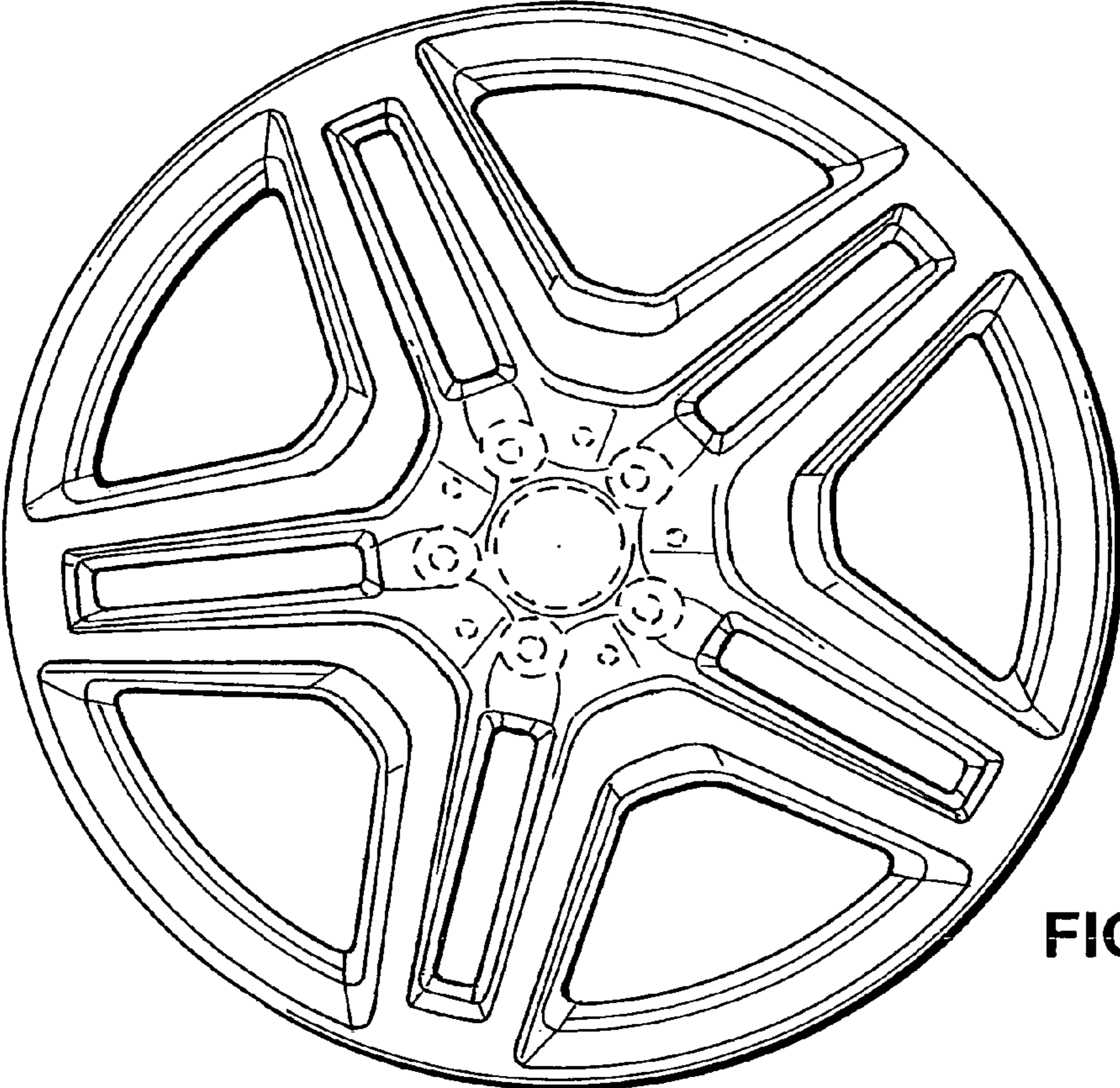


FIG. 1

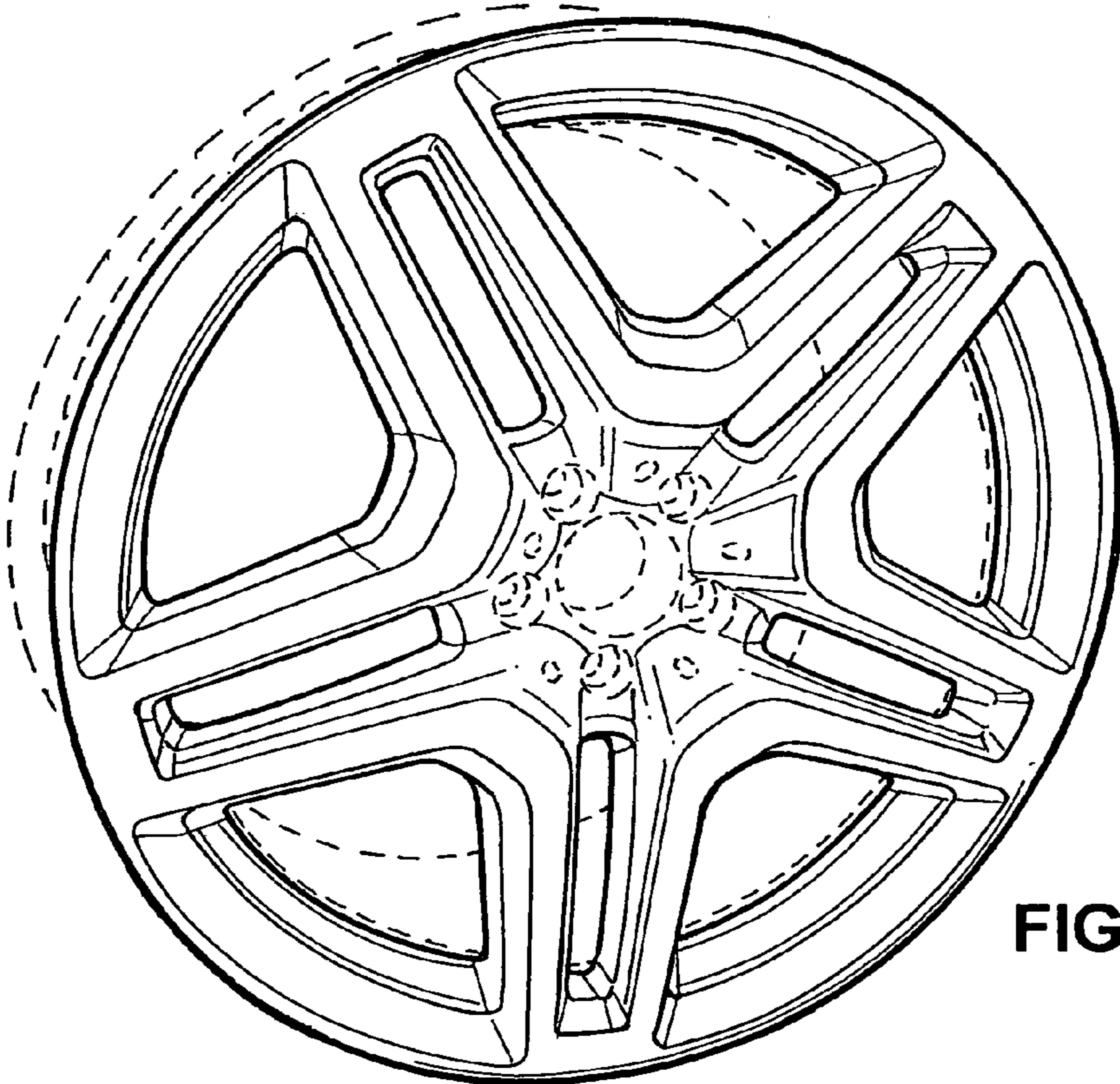


FIG. 2